FINNAIR

oneworld



Financial Information 2025



Contents

3 CEO Review

5 Report of the Board of Directors

6 Business model and operating environment
8 Financial performance in 2025
13 Financial position and capital expenditure
18 Fleet
19 Strategy
22 Changes in company management
23 Shares and shareholders
27 Shareholder return policy and the Board's proposal for the distribution of profit
28 Risk management
30 Significant risks and uncertainties
32 Seasonal variation and sensitivities in business operations
34 Outlook and guidance
35 Events after the period
36 Performance indicators classified as alternative performance measures
38 Reconciliation of performance indicators classified as alternative performance measures
40 Other performance indicators

42 Sustainability Report

43 General information
72 Environmental information
110 Social information
141 Governance information

146 Financial Statements

148 Consolidated income statement
148 Consolidated statement of comprehensive income
149 Consolidated balance sheet
150 Consolidated cash flow statement
151 Consolidated statement of changes in equity
152 Notes to the consolidated financial statements
154 1. Operating result
163 2. Fleet and other fixed assets and leasing arrangements
168 3. Capital structure and financing costs
180 4. Consolidation
181 5. Other notes
184 6. Parent company financial statements
196 Board of Directors' proposal on a return of capital
197 Auditor's report



CEO REVIEW

Review of the year 2025

The year 2025 was challenging for Finnair, yet a pivotal year from a development perspective. The operating environment was unstable throughout the year, marked by industrial action, rising costs, and geopolitical and economic uncertainty in our key markets. Despite these challenges, we focused resolutely on the factors within our control: cost management, continuous optimisation of our network and capacity, and the development of sales and ancillary services. Outside the period of industrial action, our operational performance was strong, enabling us to provide our customers with safe, reliable and punctual flights at a high-quality level. As a result of these actions, we succeeded in increasing our revenue and strengthening the foundations for future profitable growth.

Full year revenue increased by 1.9% to 3.1 billion euros, while comparable operating result declined by 60% to 60 million euros. The prolonged industrial action during the first half of the year had an immediate negative impact of approximately 68 million euros on the comparable operating result. In addition, increased costs related to environmental regulation as well as higher navigation and landing charges weighed on the result.

Our order book, reflected by unflown ticket liability, increased clearly compared to the previous year, indicating good demand and successful sales performance. Passenger demand developed well particularly in Asia, while demand and yields in North Atlantic traffic remained weaker.

During the year, we carried a total of 11.9 million passengers. Flight cancellations early in the year weakened customer satisfaction, but following the end of the industrial action, customer satisfaction recovered rapidly. The full year

"The lessons learned and achievements of 2025 provide a strong foundation for building Finnair into an even more profitable and customer centric airline."



Net Promoter Score was 32, which is at a good level in international comparison.

During the first half of the year, industrial action caused significant disruption to our operations, and we had to cancel more than 2,600 flights in total. We have invested in improving disruption management by developing our re routing and customer communication capabilities and by introducing automation that enhances the customer experience during irregularities.

Following the end of the industrial action, our operational performance recovered quickly. Flight reliability and on-time performance rose to an excellent level towards the end of the year, reflecting also the strong commitment of our personnel. Developing the employee experience is a core element of our strategy, and in the employee survey conducted at the end of the year, the engagement index was 7.0 (on a scale of 1–10).

In 2025, costs related to environmental regulation increased significantly, and the increased use of sustainable aviation fuel as well as changes to the EU Emissions Trading System weighed on the result. Responding to these changes requires long term investments and broad cooperation across the entire value chain. During the year, we expanded opportunities for customers to participate in emissions reduction efforts, particularly through solutions targeted at corporate customers, and joined a pilot project related to synthetic aviation fuel in Finland.

In November, we announced Finnair's strategy and long term financial targets for 2026–2029. At the core of our strategy are a customer centric, choice based product offering, being part of our customers' everyday lives also between journeys, a demand driven network, and reliable and efficient operations. During the strategy period, we aim for profitable growth by leveraging ancillary services and retailing and by further developing our loyalty programme. The Finnair Plus programme has more than two million active members, and deepening our relationship with them offers attractive growth opportunities.

Our financial targets for the strategy period include average annual demand growth of 4%, a comparable EBIT margin of 6–8% by the end of the period, investments of 2–2.5 billion euros, and maintaining a strong balance sheet, liquidity and capacity for shareholder distributions. In addition, we are committed to delivering a 100-million-euro profitability improvement during the strategy period. Strategy execution includes the partial renewal of the narrow body fleet as well as the early capture of market growth opportunities by adding capacity to regional operations through used aircraft available on the market.

Implementation of the strategy already began during 2025. We expanded our network on routes that bring new passenger flows and growth opportunities into our network. We announced 12 new European destinations for the summer 2026 season and decided to restore direct flights to Lapland from three European cities for the winter 2026 season. We are also expanding our long haul network by launching Finnair's first ever route to Australia: flights via Bangkok to Melbourne will commence in October 2026 and will be operated daily with Airbus A350 aircraft. In addition, we will resume operations on the Toronto route. To further strengthen our financial position, we issued a 300-million-euro bond towards the end of the year, supporting the execution of strategic investments in the coming years.

In 2026, the progress of our strategy will be reflected in network growth, the strengthening of our product and service offering, the further sharpening of our Finnish brand, the development of the Finnair Plus programme, and continued focus on reliable and punctual operations – the strengths for which our customers know us.

I would like to thank our customers for their trust in Finnair during a challenging year, as well as our entire personnel and partners for their committed work. Our financial position also enables us to reward our shareholders, and the Board of Directors proposes a return of capital of 0.09 euros per share to the Annual General Meeting.

The lessons learned and achievements of 2025 provide a strong foundation for progressing towards our strategic targets for 2026–2029 and for building Finnair into an even more profitable and customer centric airline. We have a clear direction, a committed team and a distinctive Finnish brand. We enter the 2026–2029 strategy period confident in our ability to create value for our customers, shareholders and employees responsibly, efficiently and with the customer at the centre.

Turkka Kuusisto
CEO

Business model and operating environment
Financial performance in 2025
Financial position and capital expenditure
Fleet
Strategy
Changes in company management
Shares and shareholders
Shareholder return policy and the Board's proposal for the distribution of profit
Risk management
Significant risks and uncertainties
Seasonal variation and sensitivities in business operations
Outlook and guidance
Events after the period
Performance indicators classified as alternative performance measures
Reconciliation of performance indicators classified as alternative performance measures
Other performance indicators

Sustainability Report

General information
Environmental information
Social information
Governance information

Report of the Board of Directors



- **Business model and operating environment**
- Financial performance in 2025
- Financial position and capital expenditure
- Fleet
- Strategy
- Changes in company management
- Shares and shareholders
- Shareholder return policy and the Board's proposal for the distribution of profit
- Risk management
- Significant risks and uncertainties
- Seasonal variation and sensitivities in business operations
- Outlook and guidance
- Events after the period
- Performance indicators classified as alternative performance measures
- Reconciliation of performance indicators classified as alternative performance measures
- Other performance indicators

Sustainability Report

- General information
- Environmental information
- Social information
- Governance information

REPORT OF THE BOARD OF DIRECTORS

Business model and operating environment

Finnair is a network airline that specialises in passenger and cargo traffic between North America, Asia and Europe. The company also offers package tours under its Aurinkomatkat-Suntours (later Aurinkomatkat) brand. Finnair offers direct flights to approximately 40 countries and over 100 destinations.

The company's loyalty programme Finnair Plus strengthens engagement with customers and generates valuable customer data. It is one of Finland's leading loyalty programmes with more than 5 million members. The number of Finnair Plus members grew by 14% during 2025. The programme currently has more than 100 partners.

Finnair engages in close cooperation with certain **one**world partners. The company participates in joint businesses, namely the Siberian Joint Business (SJB) on flights between Europe and Japan, and the Atlantic Joint Business (AJB) on flights between Europe and North America. Further, Finnair cooperates with Qatar Airways in the Middle East.

External factors influencing airlines

Changes in consumer preference, expectations, purchasing patterns and demographics

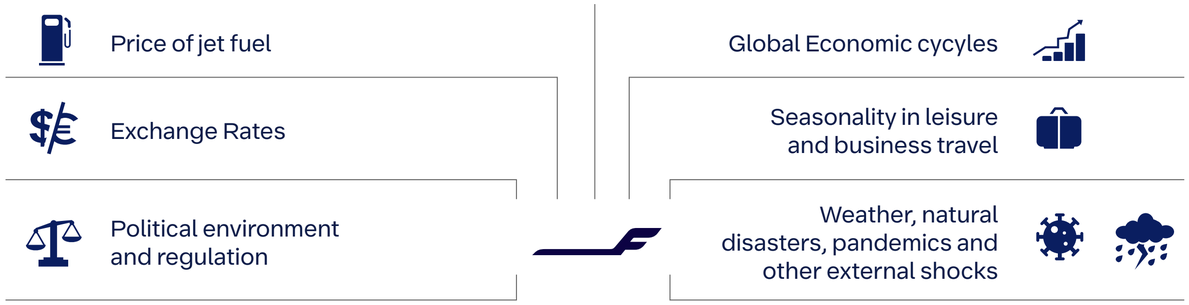

Read more on Finnair's website.

- **Business model and operating environment**
- Financial performance in 2025
- Financial position and capital expenditure
- Fleet
- Strategy
- Changes in company management
- Shares and shareholders
- Shareholder return policy and the Board's proposal for the distribution of profit
- Risk management
- Significant risks and uncertainties
- Seasonal variation and sensitivities in business operations
- Outlook and guidance
- Events after the period
- Performance indicators classified as alternative performance measures
- Reconciliation of performance indicators classified as alternative performance measures
- Other performance indicators

Sustainability Report

- General information
- Environmental information
- Social information
- Governance information

Finnair's business is cyclical in nature and, in addition to long-term megatrends, heavily influenced by external factors described in the adjacent picture. Many of these factors have had a strong impact on Finnair's operations, especially in recent years.

The company's key intangible resources include the brand and reputation built over the years, skilled and competent employees and strategic partnerships with key suppliers. These resources enable Finnair to maintain its competitive edge and are a key part of the company's long-term growth strategy.

Business environment in 2025

The first half of 2025 was impacted by network-wide disruptions caused by labour disputes. Additionally, economic and geopolitical uncertainty, driven by changes in U.S. foreign policy, created a negative demand environment for North Atlantic traffic, particularly from Nordic origins. In contrast, demand in Asia continued on a positive trajectory, supported by strong leisure travel growth from Japan. Demand recovered during the second half of the year, with notable growth from Japan in Asia, and from the Nordics and Baltics in Europe. However, this recovery was tempered by continued weakness in North Atlantic performance. Average ticket fares per revenue passenger kilometre declined due to the subdued North Atlantic demand, despite improvement in Asia. Industrial action resulted in the cancellation of more than 2,600 flights between January and July.

Finnair has continued operating to most of its Asian destinations despite routings that are up to 40% longer compared to routings used before the closure of Russian airspace in 2022. However, the company has limited operations especially to China, as the Chinese carriers are able to utilise Russian airspace, and demand for air travel between Europe and China has yet to recover.

Scheduled market capacity, measured by available seat kilometres, increased by 4.5% (9.2) between origin Helsinki and Finnair's European destinations and by 8.9% (18.7) between Finnair's Asian and European destinations. Between Finnair's North Atlantic and European destinations, scheduled market capacity increased by 0.1% (0.8).

Demand for Aurinkomatkat's travel packages continued to grow moderately, supported by the expansion of capacity in allotment-based production. Average selling prices of trips increased, which helped partially offset cost pressures caused by inflation. Globally increased demand for popular travel destinations has raised hotel prices and reduced their availability. In Finland, consumer demand has been weighed down by weak economic and employment conditions and low consumer confidence, resulting in increased price sensitivity and changes in purchasing behaviour. Demand for city breaks declined. Aurinkomatkat continued to invest in customer experience, and the weighted Net Promoter Score remained at a strong level of 64 (64). In the Customer Marketing Association's Customer Index 2025 survey, consumers ranked Aurinkomatkat as the third-best company in terms of customer experience. In addition, Aurinkomatkat was recognized as Tour Operator of the Year at the Finnish Travel Gala 2025. According to the statistics compiled by the Finnish Tourism Association (SMAL), Aurinkomatkat held the largest share of the total number of passengers on air travel packages abroad, at 36.1% (33.1).

After the record year of 2024, the global air cargo market also continued to grow in 2025, though demand softened and yields declined. Market dynamics were shaped by external factors, most notably US trade tariffs, which shifted global traffic flows and triggered front-loading ahead of tariff start dates, as well as the US de minimis bans that reduced China–US e-commerce volumes. These developments contributed to heightened volatility and uncertainty throughout the year, even as normal seasonality persisted. Global cargo capacity expanded at a pace broadly in line with demand, although regional variations and temporary imbalances emerged as traffic flows adjusted.

The US dollar, which is the most significant expense currency for Finnair after the euro, weakened by 4.2% against the euro. The US dollar-denominated average market price of jet fuel was 9.4% lower and the euro-denominated market price 13.2% lower than in the previous year. Changes in fuel price and exchange rates are, however, not directly reflected in Finnair's result due to its hedging policy, as the company hedges its fuel purchases and key foreign currency items.

Business model and operating environment
- Financial performance in 2025

Financial position and capital expenditure
Fleet
Strategy
Changes in company management
Shares and shareholders
Shareholder return policy and the Board's proposal for the distribution of profit
Risk management
Significant risks and uncertainties
Seasonal variation and sensitivities in business operations
Outlook and guidance
Events after the period
Performance indicators classified as alternative performance measures
Reconciliation of performance indicators classified as alternative performance measures
Other performance indicators

Sustainability Report
General information
Environmental information
Social information
Governance information

Financial performance in 2025

Revenue

Finnair's total revenue increased by 1.9% from the previous year. Growth was seen across products, except for cargo.

Unit revenue (RASK) declined by 0.8% and amounted to 7.90 cents (7.97), driven by a decline in average ticket fares and an increase in refunds, rerouting and compensations due to industrial action, which reduced passenger revenue.

A decline in revenue unallocated to traffic areas was driven by the increase in compensations.

Revenue by product

EUR million	2025	2024	Change %
Passenger revenue	2,445.8	2,419.0	1.1
Ancillary revenue	200.4	181.8	10.3
Cargo	205.1	205.5	-0.2
Travel services	254.8	242.4	5.1
Total	**3,106.2**	**3,048.8**	**1.9**

Revenue

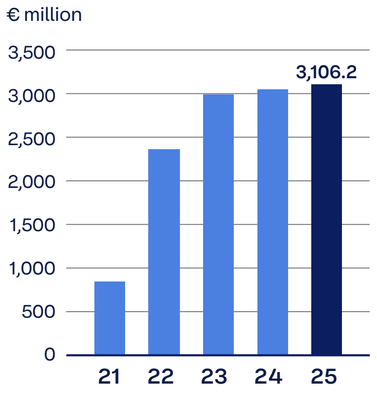

Revenue bridge by product

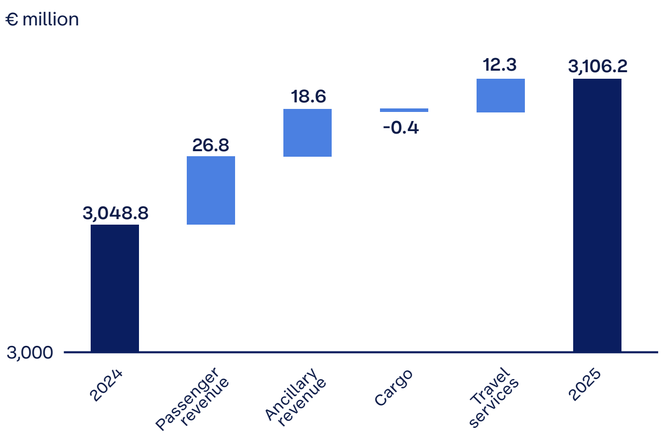

Revenue bridge by traffic area

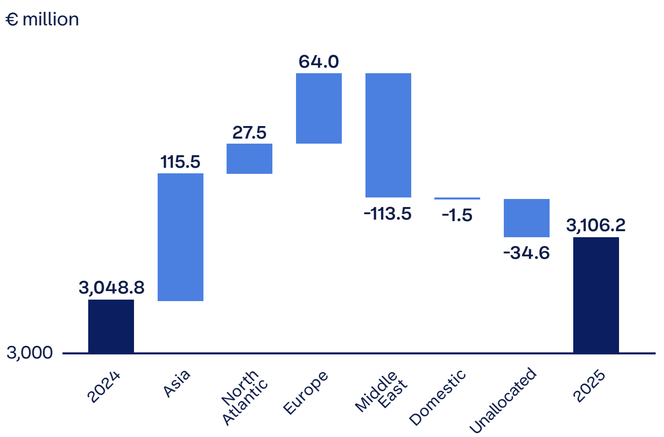

Business model and operating environment
Financial performance in 2025
Financial position and capital expenditure
Fleet
Strategy
Changes in company management
Shares and shareholders
Shareholder return policy and the Board's proposal for the distribution of profit
Risk management
Significant risks and uncertainties
Seasonal variation and sensitivities in business operations
Outlook and guidance
Events after the period
Performance indicators classified as alternative performance measures
Reconciliation of performance indicators classified as alternative performance measures
Other performance indicators

Sustainability Report
General information
Environmental information
Social information
Governance information

Passenger traffic

Passenger revenue increased by 1.1%, while traffic capacity, measured by available seat kilometres (ASK), increased by 2.7%, driven primarily by the new A350 wide-body aircraft received in December 2024. Capacity growth was burdened by industrial action that resulted in the cancellation of more than 2,600 flights during January–July. Including wet lease outs, ASKs increased by 1.4%. The number of passengers increased by 2.0% to 11,884,200 passengers[1] . Traffic, measured by revenue passenger kilometres (RPK), increased by 4.2%, and the passenger load factor (PLF) increased by 1.1 percentage points to 76.9%.

The reported distance-based traffic figures are based on the great-circle distance and, therefore, do not reflect the longer Asian routings caused by the closure of Russian airspace. As a result, they are not fully comparable with the figures prior to the airspace closure. During the period, adjusted ASKs, considering the longer sector lengths, would have been c. 15% higher than the reported ASKs.

In Asian traffic, ASKs increased by 7.7%, driven by added frequencies to several destinations. RPKs increased by 12.2%. Therefore, the PLF increased by 3.2 percentage points to 80.6%.

[1] The number of passengers and cargo tonnes for January-November 2024 were corrected in December 2024, with a total impact of 59,100 additional passengers and 828.7 additional cargo tonnes for the period.

Number of passengers

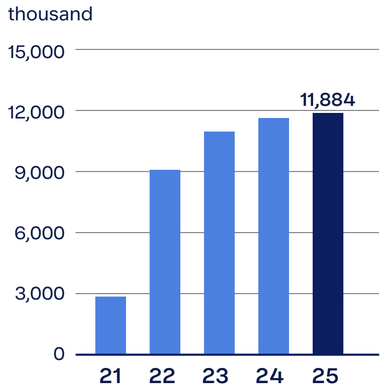

Available seat kilometres (ASK) and revenue passenger kilometres (RPK)

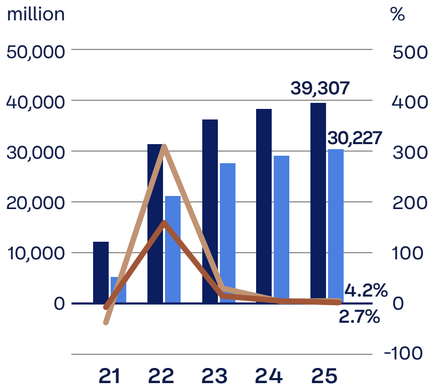

- Available seat kilometres (ASK)
- Revenue passenger kilometres (RPK)
- Available seat kilometres (ASK), % change
- Revenue passenger kilometres (RPK), % change

Passenger revenue and traffic data by area

	Passenger revenue		ASK		RPK		PLF	
Traffic area	2025 MEUR	2024 MEUR	2025 Mill. km	2024 Mill. km	2025 Mill. km	2024 Mill. km	%	Change %-p
Asia	888.0	775.1	14,551.9	13,506.9	11,721.9	10,450.5	80.6	3.2
North Atlantic	252.2	225.4	4,946.6	3,958.1	3,631.2	3,107.4	73.4	-5.1
Europe	1,092.4	1,050.0	16,864.7	16,268.7	12,755.7	12,234.8	75.6	0.4
Middle East	80.9	196.1	1,306.4	2,944.7	1,078.0	2,134.5	82.5	10.0
Domestic	168.5	171.0	1,636.9	1,580.9	1,040.4	1,073.0	63.6	-4.3
Unallocated	-36.2	1.4						
Total	**2,445.8**	**2,419.0**	**39,306.6**	**38,259.3**	**30,227.3**	**29,000.2**	**76.9**	**1.1**

Business model and operating environment
- Financial performance in 2025

Financial position and capital expenditure
Fleet
Strategy
Changes in company management
Shares and shareholders
Shareholder return policy and the Board's proposal for the distribution of profit
Risk management
Significant risks and uncertainties
Seasonal variation and sensitivities in business operations
Outlook and guidance
Events after the period
Performance indicators classified as alternative performance measures
Reconciliation of performance indicators classified as alternative performance measures
Other performance indicators

Sustainability Report
General information
Environmental information
Social information
Governance information

In North Atlantic traffic, ASKs increased by 25.0%, as more frequencies were added to the United States. RPKs increased by 16.9%. Consequently, the PLF declined by 5.1 percentage points to 73.4%.

In European traffic, ASKs increased by 3.7%. RPKs increased by 4.3%. Therefore, the PLF increased by 0.4 percentage points to 75.6%.

In Middle Eastern traffic, ASKs declined by 55.6% due to the end of cooperation with Qatar Airways on flights between Stockholm, Copenhagen and Doha on 15 January 2025. RPKs decreased by 49.5%. Consequently, the PLF increased by 10.0 percentage points to 82.5%.

Domestic traffic capacity increased by 3.5%. RPKs decreased by 3.0%. Therefore, the PLF declined by 4.3 percentage points to 63.6%.

Ancillary

Ancillary revenue increased by 10.3% to 200.4 million euros (181.8) and ancillary revenue per passenger by 8.1% to 16.87 euros (15.60), supported by increased pick-up rates for baggage allowances and travel extras, as well as enhanced dynamic pricing. Advance seat reservations, excess baggage and frequent flyer programme-related revenue were the largest ancillary categories.

Cargo

Revenue cargo tonne kilometres decreased by 2.4% and total cargo tonnes by 5.5%. Cargo revenue decreased by 0.2% due to operational disruptions that led to flight cancellations, as well as lower yields, especially for cargo originating from Europe and North America. It should be noted that the cargo traffic figures related to the Qatar Airways cooperation are reported by Finnair as the operating carrier. However, revenue related to these flights is reported in passenger revenue in full.

Travel services

Travel services' performance was supported by increased capacity in allotment-based production. The performance was burdened by the weak economic situation in Finland, low consumer confidence, as well as the rising prices and limited availability of hotels. The total number of travel service passengers increased by 1.9%, while the load factor in allotment-based capacity was 93.3% (93.4). Travel service revenue increased by 5.1% to 254.8 million euros (242.4).

Other operating income

Other operating income declined by 14.6% to 109.2 million euros (128.0), as the wet lease outs of narrow-body capacity to British Airways ended in March 2024 and fewer wet lease out flights were operated due to industrial action.

Operating expenses included in comparable operating result

Finnair's operating expenses, included in comparable operating result, increased by 4.3%, mainly due to higher traffic charges, capacity rents, staff and other crew related costs as well as passenger and handling service costs.

Operating expenses included in comparable operating result

EUR million	2025	2024	Change %
Staff and other crew related costs	545.7	518.6	5.2
Fuel costs	878.9	893.0	-1.6
Capacity rents	142.2	111.7	27.2
Aircraft materials and overhaul	224.2	216.9	3.4
Traffic charges	318.2	270.6	17.6
Sales, marketing and distribution costs	129.0	123.0	4.9
Passenger and handling services	459.7	440.3	4.4
Property, IT and other expenses	113.7	121.7	-6.6
Depreciation	343.6	329.5	4.3
Total	**3,155.3**	**3,025.4**	**4.3**

Business model and operating environment
- **Financial performance in 2025**

Financial position and capital expenditure
Fleet
Strategy
Changes in company management
Shares and shareholders
Shareholder return policy and the Board's proposal for the distribution of profit
Risk management
Significant risks and uncertainties
Seasonal variation and sensitivities in business operations
Outlook and guidance
Events after the period
Performance indicators classified as alternative performance measures
Reconciliation of performance indicators classified as alternative performance measures
Other performance indicators

Sustainability Report
General information
Environmental information
Social information
Governance information

Unit cost (CASK) increased by 2.3% and totalled 7.75 cents (7.57). CASK excluding fuel increased by 5.2% and amounted to 5.51 cents (5.24).

Operating expenses included in the comparable operating result, excluding fuel, increased by 6.8%.

Fuel costs, including hedging results and emissions trading costs, decreased by 1.6%. The impact of a lower fuel price[2] was partially offset by higher capacity as well as costs related to the EU's sustainable aviation fuel blending obligation and emissions trading scheme that increased by 60%. Fuel efficiency (as measured by fuel consumption per ASK) improved by 2.1%. Fuel consumption per revenue tonne kilometre (RTK), which accounts for developments in both passenger and cargo load factors, improved by 1.9%.

Several cost categories increased during the review period. Growth in staff and other crew related costs was impacted by increased flight resourcing related to industrial action, a higher number of personnel and increased salaries. Capacity rents, including purchased traffic from Norra and any wet lease ins, grew driven by wet lease ins related to industrial action. Traffic charges as well as aircraft materials and overhaul costs increased due to price escalations. Aircraft materials and overhaul costs were further impacted by updated USD-based discount rates of maintenance reserves. Passenger and handling costs grew due to increased capacity for Aurinkomatkat allotment production, higher hotel prices, flight irregularities caused by industrial action as well as increased lounge costs. The increase in sales, marketing and distribution costs was reflected in an increase in the unflown ticket liability.

Property, IT and other expenses declined, mainly driven by exchange rate changes recognised in this expense category that were related to the weakening of the US dollar against the euro.

[2] *Fuel price impact including the impact of currencies and hedging.*

Operating expenses included in comparable operating result

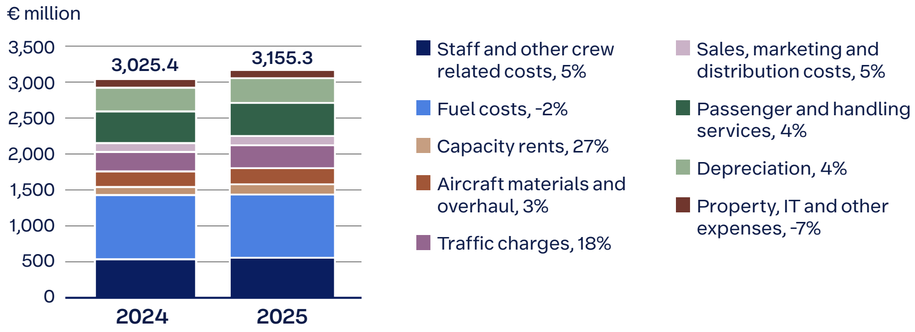

Key Figures – Revenue and profitability

		2025	2024	2023	2022	2021
Revenue	EUR mill.	3,106.2	3,048.8	2,988.5	2,356.6	838.4
change from previous year	%	1.9	2.0	26.8	181.1	1.1
Comparable operating result	EUR mill.	60.1	151.4	184.0	-163.9	-468.9
Comparable operating result of revenue	%	1.9	5.0	6.2	-7.0	-55.9
Operating result	EUR mill.	64.2	114.2	191.4	-200.6	-454.4
Comparable EBITDA of revenue	%	13.0	15.8	17.3	6.5	-17.8
Basic earnings per share (EPS)[1]	EUR	0.09	0.18	2.25	-6.03	-5.74
Unit revenue per available seat kilometre (RASK)	cents/ ASK	7.90	7.97	8.27	7.53	6.93
Unit revenue per revenue passenger kilometre (yield)	cents/ RPK	8.09	8.34	8.73	8.09	8.13
Unit cost per available seat kilometre (CASK)	cents/ ASK	7.75	7.57	7.76	8.05	10.81
CASK excluding fuel	cents/ ASK	5.51	5.24	5.27	5.38	9.06

[1] *A rights offering was implemented in November 2023 and, therefore, 2021-2022 key figures based on the number of shares have been restated accordingly. In March 2024, Finnair executed a reverse split, i.e. a reduction of the number of shares where every 100 old shares in the company corresponds to one new share.*

Business model and operating environment
- **Financial performance in 2025**

Financial position and capital expenditure
Fleet
Strategy
Changes in company management
Shares and shareholders
Shareholder return policy and the Board's proposal for the distribution of profit
Risk management
Significant risks and uncertainties
Seasonal variation and sensitivities in business operations
Outlook and guidance
Events after the period
Performance indicators classified as alternative performance measures
Reconciliation of performance indicators classified as alternative performance measures
Other performance indicators

Sustainability Report
General information
Environmental information
Social information
Governance information

Result

Comparable EBITDA and comparable operating result both decreased due to higher costs. Industrial action had a direct negative impact of around 68 million euros on the comparable operating result.

Operating result was supported by items affecting comparability. Changes in defined benefit pension plans totalled -22.4 million euros (-40.2) and were mainly related to the obligations of Finnair Pension Fund, for which indexation was partially returned based on the non-final decision of the Helsinki Administrative Court. Index adjustments were reinstated for the pilots in 2024 and for the cabin crew and other groups in 2025. In 2020, Finnair had booked a corresponding positive one-off item of 133 million euros related to the removal of indexation of the obligations of Finnair Pension Fund. Unrealised changes in foreign currencies relating to fleet overhaul provisions amounted to 12.2 million euros (-6.1) due to the weakening of the US dollar. During the period, Finnair recognised an impairment of 0.2 million euros (0.7) related to lease agreements for a maintenance hangar and its land area situated in the Helsinki airport area. Other items affecting comparability totalled 14.5 million euros and consisted of fair value changes of derivatives for which hedge accounting is not applied and sales gains or losses, mostly related to a positive result impact from the lease buyouts of four A321 aircraft and the sale of three aircraft engines. In the comparison period, these items totalled 9.8 million euros and were mostly related to positive result impacts from lease buyouts regarding one A350 and one A321 aircraft and included also restructuring costs.

Net financial expenses declined, thanks to lower financial expenses and exchange rate losses turning into gains. Result for the period was positive.

Comparable operating result

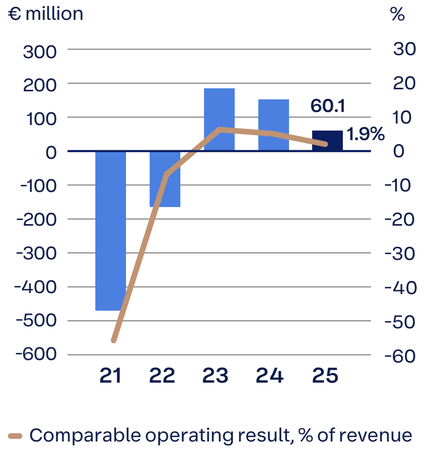

Result

EUR million	2025	2024	Change %
Comparable EBITDA	**403.7**	**480.9**	**-16.1**
Depreciation	-343.6	-329.5	-4.3
Comparable operating result	**60.1**	**151.4**	**-60.3**
Items affecting comparability	4.1	-37.2	111.0
Operating result	**64.2**	**114.2**	**-43.7**
Financial income	23.7	44.9	-47.3
Financial expenses	-81.9	-107.2	23.6
Exchange rate gains and losses	17.3	-5.8	> 200
Result before taxes	**23.3**	**46.1**	**-49.4**
Income taxes	-5.0	-9.1	45.6
Result for the period	**18.4**	**37.0**	**-50.3**

Business model and operating environment
Financial performance in 2025
Financial position and capital expenditure
Fleet
Strategy
Changes in company management
Shares and shareholders
Shareholder return policy and the Board's proposal for the distribution of profit
Risk management
Significant risks and uncertainties
Seasonal variation and sensitivities in business operations
Outlook and guidance
Events after the period
Performance indicators classified as alternative performance measures
Reconciliation of performance indicators classified as alternative performance measures
Other performance indicators

Sustainability Report
General information
Environmental information
Social information
Governance information

Financial position and capital expenditure

Balance sheet

The Group's balance sheet totalled 3,686.9 million euros at the end of December (3,721.0). Fleet book value decreased by 35.6 million euros to 1,185.2 million euros (1,220.8), driven by depreciation. The right-of-use fleet decreased by 122.5 million euros to 513.7 million euros (636.2) due to depreciation and lease buyouts.

Receivables related to revenue decreased by 9.4 million euros to 155.7 million euros (165.1). Net deferred tax assets decreased to 213.3 million euros (221.7). Pension assets decreased to 94.4 million euros (95.0). Pension obligations decreased to 0.3 million euros (0.6).

Deferred income and advances received increased by 55.8 million euros to 714.8 million euros (658.9), mainly due to an increase in the unflown ticket liability, which amounted to 561.5 million euros (525.4).

Balance sheet

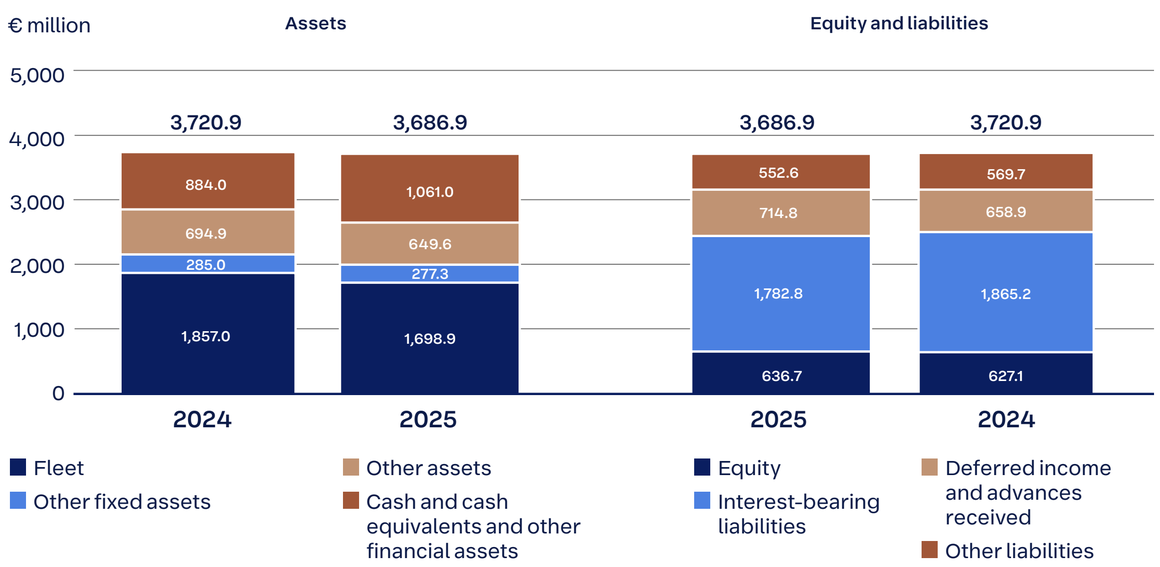

Business model and operating environment
Financial performance in 2025
- **Financial position and capital expenditure**

Fleet
Strategy
Changes in company management
Shares and shareholders
Shareholder return policy and the Board's proposal for the distribution of profit
Risk management
Significant risks and uncertainties
Seasonal variation and sensitivities in business operations
Outlook and guidance
Events after the period
Performance indicators classified as alternative performance measures
Reconciliation of performance indicators classified as alternative performance measures
Other performance indicators

Sustainability Report
General information
Environmental information
Social information
Governance information

Shareholders' equity increased to 636.7 million euros (627.1), or 3.11 euros per share (3.07), primarily due to actuarial gains from defined benefit plans and the positive result for the period. Shareholders' equity includes a fair value reserve that is affected by changes in the fair values of jet fuel and currency derivatives used for hedging, as well as actuarial gains and losses related to defined benefit plans. The value of the item after deferred taxes at the end of December was 75.4 million euros (61.8).

Key Figures – Capital structure

		2025	2024	2023	2022	2021
Equity ratio	%	17.3	16.9	15.6	9.9	11.8
Gearing	%	116.3	154.8	192.8	266.4	321.8
Interest-bearing net debt	EUR mill.	740.3	970.7	1,112.5	1,094.0	1,530.9
Interest-bearing net debt / Comparable EBITDA		1.8	2.0	2.2	7.1	-10.3
Gross capital expenditure	EUR mill.	195.1	463.8	484.2	199.6	434.5
Return on capital employed (ROCE)	%	3.6	6.2	8.8	-6.1	-13.9
Cash to sales	%	34.2	29.0	30.9	64.7	151.0

Return on capital employed (ROCE)

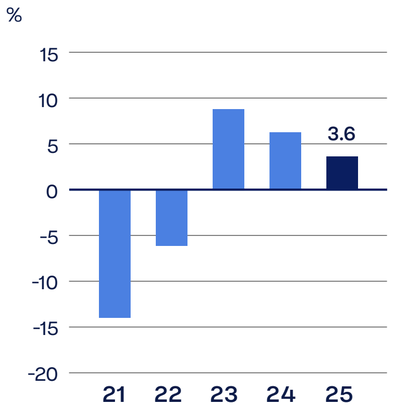



Business model and operating environment
Financial performance in 2025
- **Financial position and capital expenditure**

Fleet
Strategy
Changes in company management
Shares and shareholders
Shareholder return policy and the Board's proposal for the distribution of profit
Risk management
Significant risks and uncertainties
Seasonal variation and sensitivities in business operations
Outlook and guidance
Events after the period
Performance indicators classified as alternative performance measures
Reconciliation of performance indicators classified as alternative performance measures
Other performance indicators

Sustainability Report
General information
Environmental information
Social information
Governance information

Cash flow and financial position

Net cash flow from operating activities decreased, primarily due to a weaker financial result. Net cash flow from investments was negative, mainly due to fleet-related investments. In the comparison period, net cash flow from operating activities was positively impacted and net cash flow from investments negatively impacted by the transfer of receivables of 57 million euros from a payment processing company from short-term to long-term receivables.

Net cash flow from financing activities was positive thanks to c. 300-million-euro proceeds from the rated senior unsecured notes issued in November and maturing in November 2030. Loan repayments, including repayments of JOLCO (Japanese Operating Lease with Call Option) and ECA (Export Credit Agency) loans, totalled c. 121 million euros. Further, the company made lease liability repayments and paid a return of capital in two instalments.

Equity ratio improved compared to the year-end 2024, thanks to higher equity and lower liabilities. Also gearing declined, primarily thanks to lower lease liabilities due to lease buyouts.

The company's liquidity at the end of the year remained at a healthy level. In addition to cash funds, Finnair has a secured revolving credit facility[3] of 200 million euros for general

[3] *The financial covenant of the facility is a net debt to EBITDA ratio of 3.75 or less. At the end of the period, Finnair's ratio was 1.8.*

Cash flow

EUR million	2025	2024
Net cash flow from operating activities	401.9	612.7
Net cash flow from investing activities	-221.7	-286.4
Net cash flow from financing activities	2.6	-390.0

Cash flow change 2025

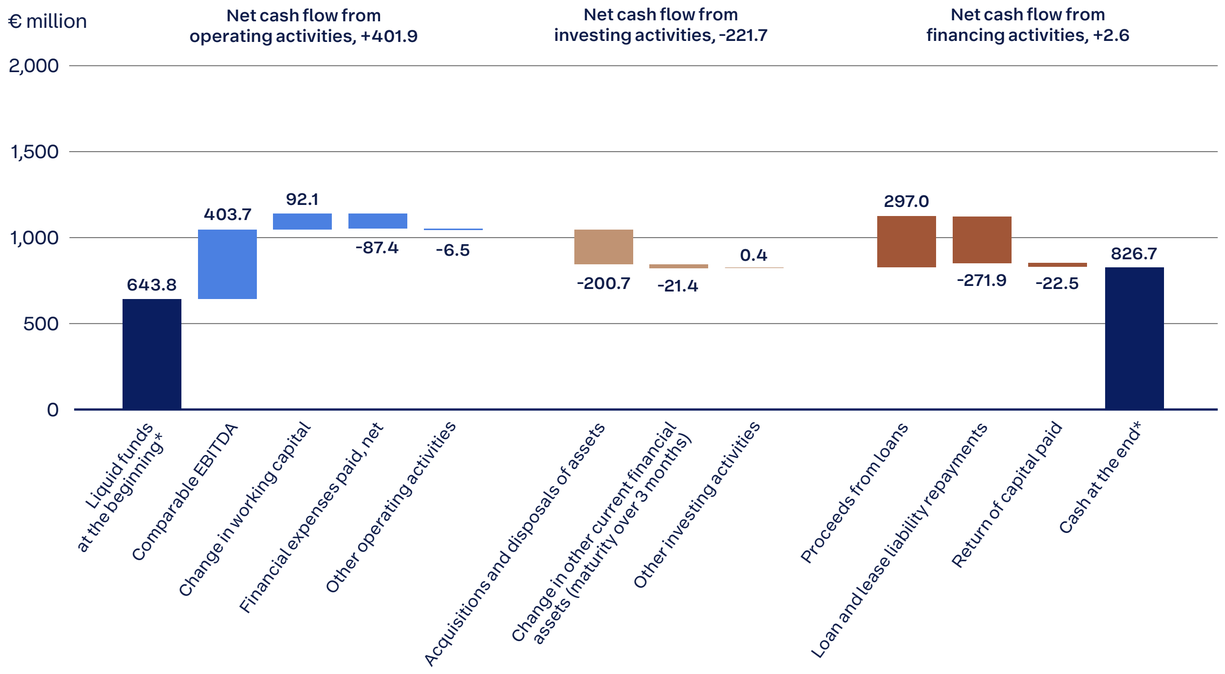

* Finnair's cash funds differ from liquid funds as liquid funds do not include other financial assets (maturity over 3 months).

Business model and operating environment
Financial performance in 2025
- **Financial position and capital expenditure**

Fleet
Strategy
Changes in company management
Shares and shareholders
Shareholder return policy and the Board's proposal for the distribution of profit
Risk management
Significant risks and uncertainties
Seasonal variation and sensitivities in business operations
Outlook and guidance
Events after the period
Performance indicators classified as alternative performance measures
Reconciliation of performance indicators classified as alternative performance measures
Other performance indicators

Sustainability Report
General information
Environmental information
Social information
Governance information

corporate purposes. The arrangement was unused at the end of the period and carries a three-year tenor until April 2027 with a one-year extension option.

Adjusted interest-bearing liabilities decreased from year-end 2024, thanks to lease liability repayments. The share of lease liabilities totalled 762.7 million euros (1,004.4).

Liquidity and net debt

EUR million	31 Dec 2025	31 Dec 2024
Cash funds	1,061.0	884.0
Adjusted interest-bearing liabilities	1,801.3	1,854.7
Interest-bearing net debt	**740.3**	**970.7**

Investment cash flow and net cash flow from operations

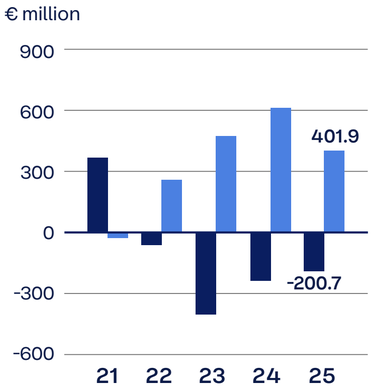

Investment cash flow*
Net cash flow from operations

* Including investments and divestments of fixed assets and group shares.

Equity ratio and gearing

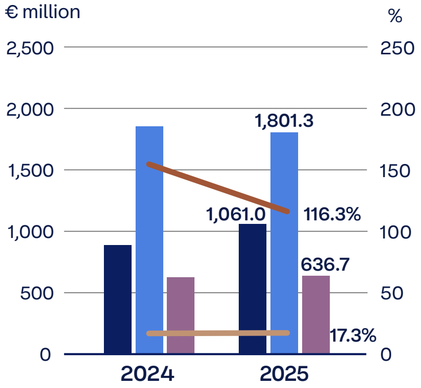

Cash funds
Adjusted Interest-bearing liabilities
Equity
Gearing
Equity ratio

Cash to sales

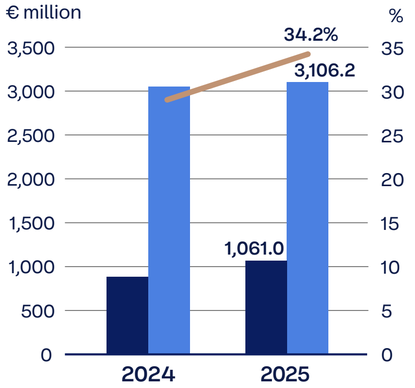

Cash funds
Revenue
Cash to sales

Net debt to EBITDA

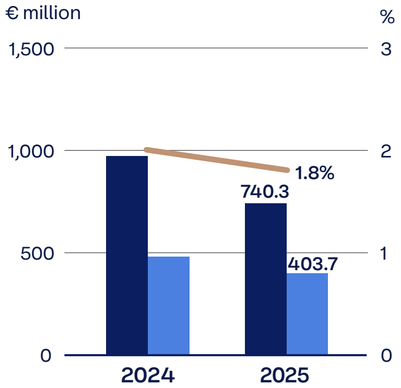

Interest-bearing net debt
Comparable EBITDA
Interest-bearing net debt / comparable EBITDA

Business model and operating environment
Financial performance in 2025
- **Financial position and capital expenditure**

Fleet
Strategy
Changes in company management
Shares and shareholders
Shareholder return policy and the Board's proposal for the distribution of profit
Risk management
Significant risks and uncertainties
Seasonal variation and sensitivities in business operations
Outlook and guidance
Events after the period
Performance indicators classified as alternative performance measures
Reconciliation of performance indicators classified as alternative performance measures
Other performance indicators

Sustainability Report
General information
Environmental information
Social information
Governance information

Capital expenditure

In 2025, gross capital expenditure, excluding advance payments, totalled 195.1 million euros (463.8) and was primarily related to fleet investments.

Cash flow from investments (including fixed asset investments and divestments, sublease payments received, advance payments and change in other non-current assets) totalled -200.2 million euros (-290.5). Investments included the lease buyouts of four A321 aircraft and the sale of three aircraft engines.

Change in other current financial assets (maturity over three months) totalled -21.4 million euros (4.1) and is part of the total net cash flow from investments, which amounted to -221.7 million euros (-286.4).

For the financial year 2026, cash flow from investments (including only fixed asset investments and advance payments) relates mainly to the fleet and is expected to total -448 million euros. The investment cash flow includes both committed investments as well as estimates for planned, but not yet committed, investments.

At the end of the year, the company had 42 unencumbered aircraft, which accounted for approximately 33.6% of the balance sheet value of the entire fleet of 1,698.9 million euros.[4]

[4] *Fleet value includes right of use assets, as well as prepayments of future aircraft deliveries.*



Business model and operating environment
Financial performance in 2025
Financial position and capital expenditure
Fleet
Strategy
Changes in company management
Shares and shareholders
Shareholder return policy and the Board's proposal for the distribution of profit
Risk management
Significant risks and uncertainties
Seasonal variation and sensitivities in business operations
Outlook and guidance
Events after the period
Performance indicators classified as alternative performance measures
Reconciliation of performance indicators classified as alternative performance measures
Other performance indicators

Sustainability Report
General information
Environmental information
Social information
Governance information

Fleet

Finnair's operating fleet

Finnair's fleet is mainly managed by Finnair Aircraft Finance Oy, a wholly-owned subsidiary of Finnair Plc, and partly by Finnair Plc. At the end of December, Finnair itself operated 55[5] aircrafts, of which 26 were wide-body and 29 narrow-body aircraft. The average age of the fleet operated by Finnair was 14.3 years.

Fleet renewal

At the end of December, Finnair had eighteen A350 wide-body aircraft, which were delivered between 2015–2024, and one A350 aircraft on order from Airbus. The last wide-body aircraft on order is scheduled to be delivered to Finnair in Q4 2026.

Finnair's investment commitments for property, plant and equipment, totalling 217 million euros, include the upcoming wide-body aircraft investment.

Finnair is currently preparing a partial renewal of its narrow-body fleet. In addition, the company is considering adding used, smaller aircraft into its capacity in the near term.

Fleet operated by Norra (purchased traffic)

Nordic Regional Airlines (Norra) operates a fleet of 24 aircraft for Finnair on a contract flying basis. All the aircraft operated by Norra are leased from Finnair Aircraft Finance Oy.

[5] *Two of the A330 aircraft are temporarily dry-leased out.*

Fleet operated by Finnair*

31 Dec 2025	Seats	#	Change from 31 Dec 2024	Own**	Leased	Average age 31 Dec 2025	Ordered
Narrow-body fleet							
Airbus A319	144	5	-	5	-	24.6	-
Airbus A320	174	10	-	10	-	23.4	-
Airbus A321	209	14	-1	12	2	11.4	-
Wide-body fleet							
Airbus A330***	279	8	-	4	4	16.2	-
Airbus A350	278/321	18	-	7	11	7.8	1
Total		**55**	**-1**	**38**	**17**	**14.3**	**1**

** Finnair's Air Operator Certificate (AOC).*

*** Includes JOLCO (Japanese Operating Lease with Call Option) and ECA (Export Credit Agency) financed aircraft.*

**** Two of the A330 aircraft are temporarily dry-leased out.*

Fleet operated by Norra*

31 Dec 2025	Seats	#	Change from 31 Dec 2024	Own	Leased	Average age 31 Dec 2025	Ordered
ATR	68/70	12	-	6	6	16.4	-
Embraer E190	100	12	-	9	3	17.5	-
Total		**24**	**-**	**15**	**9**	**17.0**	**-**

** Nordic Regional Airlines Oy's Air Operator Certificate (AOC).*



Business model and operating environment
Financial performance in 2025
Financial position and capital expenditure
Fleet
Strategy
Changes in company management
Shares and shareholders
Shareholder return policy and the Board's proposal for the distribution of profit
Risk management
Significant risks and uncertainties
Seasonal variation and sensitivities in business operations
Outlook and guidance
Events after the period
Performance indicators classified as alternative performance measures
Reconciliation of performance indicators classified as alternative performance measures
Other performance indicators

Sustainability Report
General information
Environmental information
Social information
Governance information

Strategy

Finnair presented its strategy and financial targets for the period 2026–2029 at Capital Markets Update on 13 November 2025. During the strategy period, Finnair targets profitable growth and invests in ancillary services, retailing capabilities and its loyalty program, with customer needs at the centre.

The strategic priorities include modern retailing (Choice), loyalty beyond travel (Engagement), a network to serve core customers (Convenience), and consistent and efficient journeys (Reliability).

Choice – Modern retailing

At the heart of Finnair's strategy are core customers who travel with us the most and whose relative share of the company's revenue and profit is large, as well as all customers flying to and from Finland. Focusing on understanding and meeting the needs of these customers in particular supports customer satisfaction and loyalty, and thus the profitability of the business. A product and service offering that meets the needs of core customers also serves the needs of other customer groups well.

Finnair's product offering is modular and offers customers a choice. The company will continue to invest in the development of its digital services and in the personalisation of its offering and customer communications.

Engagement – Loyalty beyond travel

Finnair's goal is to strengthen customer loyalty by being part of their everyday lives also between journeys. The Finnair Plus program has more than two million active members and strengthening the relationship with them offers opportunities for business growth. The company will develop the Finnair Plus frequent flyer program as a business by investing in partnerships and especially in the credit card offering.

Convenience – A network to serve our core customers

Finnair optimises its comprehensive network according to travel demand. The company's goal is to grow in line with its core market. New destinations and frequencies will be launched according to customer needs, connecting customers to and from Finland, and in doing that, serving also connecting passengers with a broad network. The growth targets take into account the costs of regulation guiding the reduction of carbon dioxide emissions and their estimated impact on flight demand.

During the strategy period, Finnair will also start a gradual renewal of its narrow-body fleet, which will support the achievement of the company's carbon dioxide emission reduction targets. Finnair has set science-based emission reduction targets to reduce its own emissions, and achieving those requires increasing the use of sustainable aviation fuel in particular.

Reliability – Consistent and efficient journeys

Finnair will continue to invest in its strengths, i.e. the reliability and punctuality of flights. During the strategy period, the company will further develop its disruption management capabilities in order to offer our customers a high-quality travel experience even when there are disruptions in traffic.

Business model and operating environment
Financial performance in 2025
Financial position and capital expenditure
Fleet
Strategy
Changes in company management
Shares and shareholders
Shareholder return policy and the Board's proposal for the distribution of profit
Risk management
Significant risks and uncertainties
Seasonal variation and sensitivities in business operations
Outlook and guidance
Events after the period
Performance indicators classified as alternative performance measures
Reconciliation of performance indicators classified as alternative performance measures
Other performance indicators

Sustainability Report
General information
Environmental information
Social information
Governance information

A culture of continuous improvement plays an essential role in the development of operational efficiency and quality, as does the development of end-to-end processes and the use of AI (artificial intelligence) in everyday work. A strong safety culture remains an intrinsic value for Finnair, which the company will not compromise on under any circumstances.

One Crew, the Finnair brand and other key enablers of successful strategy execution

All Finnair employees play important role in supporting the implementation of the strategy. Guided by the One Crew people plan, the company develops the employee experience and work community at Finnair. The goal is to have one unified team working together for the customer and for Finnair's future. The focus areas for development are continuous learning and a safe, caring and diverse work community.

Strengthening Finnair's Finnish brand helps the company to differentiate and build customer loyalty. During the strategy period, the company will also invest in the development strategic partnerships, especially cooperation with the airport operator Finavia in Finland, the utilisation of AI as part of everyday work and the development of end-to-end processes. In its sustainability work, Finnair progresses in sync with the industry in advancing initiatives on environmental and social responsibility, as well as governance.

Key Figures – Strategic KPIs

		2025	2024	2023	2022	2021
Net Promoter Score		32	37	35	40	38
On-time performance	%	80.0	75.4	80.9	79.0	82.3
Share of passengers in modern channels	%	71.9	70.5	67.8	66.5	71.5
Average number of monthly visitors at finnair.com	mill.	2.7	2.8	2.1	2.3	1.1
Active users for Finnair mobile app	1,000	1,076	1,057	860	711	326
Ancillary revenue	EUR mill.	200.4	181.8	147.8	123.2	44.1
Ancillary revenue per passenger	EUR	16.87	15.60	13.46	13.54	15.47

Key Figures – People

		2025	2024	2023	2022	2021
Average number of employees		5,779	5,533	5,195	5,336	5,614
Absences due to illness, target decrease from the previous year	%	4.2	4.2	4.6	5.4	2.3
Attrition rate	%	2.0	2.5	3.7	7.3	6.8
LTIF (Lost-time injury frequency)		5.2	5.4	5.5	6.8	5.6

Key Figures – Sustainability

		2025	2024	2023	2022	2021
Jet fuel total consumption	tonnes	1,049,263	1,031,296	960,357	788,104	364,478
Sustainable aviation fuel (SAF) usage	tonnes	16,360	4,688	2,265	1,224	382
Direct flight CO_2 emissions	tonnes	3,263,974	3,244,083	3,025,124	2,482,528	1,148,107
Direct flight CO_2 emissions	g/ASK	83.0	84.8	83.7	79.3	94.9
Direct flight CO_2 emissions	g/RTK	918.8	936.8	920.5	926.9	931.7

Business model and operating environment
Financial performance in 2025
Financial position and capital expenditure
Fleet
Strategy
Changes in company management
Shares and shareholders
Shareholder return policy and the Board's proposal for the distribution of profit
Risk management
Significant risks and uncertainties
Seasonal variation and sensitivities in business operations
Outlook and guidance
Events after the period
Performance indicators classified as alternative performance measures
Reconciliation of performance indicators classified as alternative performance measures
Other performance indicators

Sustainability Report
General information
Environmental information
Social information
Governance information

Finnair's financial targets for 2026–2029

Finnair's financial targets

	Target
Demand (passenger) CAGR during the strategy period[1]	+4%
Comparable operating result margin by the end of 2029[3]	6–8%
Investments during the strategy period[2,3]	2–2.5Bn€
Net debt to comparable EBITDA ratio during the strategy period[3]	1–2
Cash to sales ratio during the strategy period[3]	Min 20%
Dividend or capital return distributions on average	1/3 of EPS

[1] Financial targets assume that Russian airspace remains closed during the strategy period.
[2] Including the remaining investments for the A350 expected to be delivered in late 2026.
[3] Including unwithdrawn credit facilities

In addition, Finnair will report the following strategy related KPIs for the period 2026–2029:

- Number of passengers
- Net Promoter Score (NPS)
- Regularity
- On-time performance
- Share of passengers in modern channels
- Number of active Finnair Plus members
- Ancillary revenue per passenger
- Attrition rate
- Employee engagement score



Business model and operating environment
Financial performance in 2025
Financial position and capital expenditure
Fleet
Strategy
Changes in company management
Shares and shareholders
Shareholder return policy and the Board's proposal for the distribution of profit
Risk management
Significant risks and uncertainties
Seasonal variation and sensitivities in business operations
Outlook and guidance
Events after the period
Performance indicators classified as alternative performance measures
Reconciliation of performance indicators classified as alternative performance measures
Other performance indicators

Sustainability Report
General information
Environmental information
Social information
Governance information

Changes in company management

On 14 February, Finnair announced that CFO Kristian Pullola has decided to leave the company. He left Finnair in August 2025.

On 5 May, Finnair announced that it has appointed Pia Aaltonen-Forsell, M. Soc.Sc. (Econ.), MBA (51) as CFO and member of the Executive Board as of 1 August 2025.



Business model and operating environment
Financial performance in 2025
Financial position and capital expenditure
Fleet
Strategy
Changes in company management
Shares and shareholders
Shareholder return policy and the Board's proposal for the distribution of profit
Risk management
Significant risks and uncertainties
Seasonal variation and sensitivities in business operations
Outlook and guidance
Events after the period
Performance indicators classified as alternative performance measures
Reconciliation of performance indicators classified as alternative performance measures
Other performance indicators

Sustainability Report
General information
Environmental information
Social information
Governance information

Shares and shareholders

Shares and trading of shares

The shares of Finnair Plc are quoted on Nasdaq Helsinki. Each share has one vote at the General Meeting. On 31 December 2025, the registered share capital was 75,442,904.30 euros.

Shares

	31 Dec 2025	31 Dec 2024
Number of shares	204,811,392	204,811,392
Treasury shares	20,837	256,284
Shares outstanding	204,790,555	204,555,108
Market capitalisation, EUR million	643.5	452.9

Trading of shares

	2025	2024
Number of shares traded	84,866,442	1,497,239,722
Total value, EUR million	249.1	195.8
Highest price, EUR	3.97	3.28[1]
Lowest price, EUR	2.21	2.08[1]
Volume-weighted average price, EUR	2.94	2.72[1]
Closing price, EUR	3.14	2.21

[1] The figures have been restated due to the reverse split executed on 20 March 2024 to make them comparable.

Key Figures – Share

		2025	2024	2023	2022	2021
Equity/share[1]	EUR	3.11	3.07	2.82	4.90	5.68
Dividend for the financial year[2]	EUR mill.	18.4	22.5	0.0	0.0	0.0
Dividend/share[2]	EUR	0.09	0.11	0.00	0.00	0.00
Dividend/earnings[2]	%	100.3	60.9	0.0	0.0	0.0
Dividend yield[2]	%	2.9	5.0	0.0	0.0	0.0
Cash flow from operating activities/share[1]	EUR	1.96	3.00	4.90	3.09	-0.30
P/E ratio		35.02	12.24	1.77	-1.08	-1.74

[1] A rights offering was implemented in November 2023 and, therefore, 2021-2022 key figures based on the number of shares have been restated accordingly. In March 2024, Finnair executed a reverse split, i.e. a reduction of the number of shares where every 100 old shares in the company corresponds to one new share.

[2] The return of capital for year 2025 is a proposal of the Board of Directors to the Annual General Meeting.

Finnair share 2021–2025*



Average price

* A rights offering was implemented in November 2023 and, therefore, Finnair's share prices have been restated accordingly.

Comparison Nasdaq Helsinki



Finnair
Nasdaq Helsinki

Comparison European Airlines

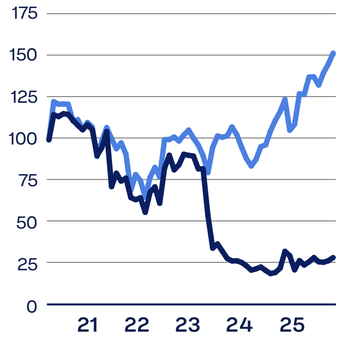

Finnair
Bloomberg Europe Airline index

Business model and operating environment
Financial performance in 2025
Financial position and capital expenditure
Fleet
Strategy
Changes in company management
Shares and shareholders
Shareholder return policy and the Board's proposal for the distribution of profit
Risk management
Significant risks and uncertainties
Seasonal variation and sensitivities in business operations
Outlook and guidance
Events after the period
Performance indicators classified as alternative performance measures
Reconciliation of performance indicators classified as alternative performance measures
Other performance indicators

Sustainability Report
General information
Environmental information
Social information
Governance information

Shareholders

In 2025, the number of Finnair Plc's shareholders declined by 6.2% to 112,573 shareholders (excluding nominee registered shareholders). The number of domestic retail shareholders declined from 117,738 to 110,596, while their combined share of ownership declined by 2.5 percentage points. At the end of December, nominee registered or foreign investors held 12.6% (9.1) of all shares.

Flagging notifications

No flagging notices were issued in 2025.

Government ownership

At the end of 2025, the Finnish Government owned 55.7% of Finnair Plc's shares and votes. According to the decision made by the Finnish Parliament on 20 June 1994, the Government must own more than a half of Finnair Plc's shares. Decreasing the ownership below this level would require a revision of the Parliament's decision.

Finnair Plc's largest shareholders as of 31 December 2025

		Number of shares	%
1	Prime Minister´s Office	114,067,105	55.7
2	Varma Mutual Pension Insurance Company	5,827,783	2.8
3	Elo Mutual Pension Insurance Company	2,840,000	1.4
4	Ilmarinen Mutual Pension Insurance Company	2,300,000	1.1
5	The State Pension Fund	1,795,000	0.9
6	Säästöpankki Pienyhtiöt Fund	629,000	0.3
7	Xlo Capital Oy	600,000	0.3
8	Nordea Pro Finland Fund	353,123	0.2
9	OP Finland Index Fund	335,810	0.2
10	LähiTapiola Mutual Life Insurance Company	294,190	0.1
	Nominee registered	25,652,827	12.5
	Others	50,116,554	24.5
	Total	**204,811,392**	**100.0**

Shareholders by type at 31 December 2025

	Number of shares	%	Number of shareholders	%
Public bodies	126,989,640	62.0	8	0.0
Households	43,650,965	21.3	110,596	98.2
Private companies	5,855,193	2.9	1,600	1.4
Financial institutions	2,342,881	1.1	42	0.0
Associations	119,458	0.1	56	0.0
Finnish shareholders, total	178,958,137	87.4	112,302	99.8
Registered in the name of a nominee	25,652,827	12.5	9	0.0
Outside Finland	200,428	0.1	271	0.2
Nominee registered and foreign shareholders, total	25,853,255	12.6	280	0.2
Total	**204,811,392**	**100.0**	**112,582**	**100.0**

Breakdown of shares on 31 december 2025

	Number of shares	%	Number of shareholders	%
1–100	1,622,079	0.8	65,629	58.3
101– 1,000	13,071,718	6.4	37,382	33.2
1,001–10,000	23,024,673	11.2	9,024	8.0
10,001–100,000	10,533,890	5.1	517	0.5
100,001–1,000,000	4,583,144	2.2	18	0.0
1,000,001–	126,323,061	61.7	3	0.0
Registered in the name of nominee	25,652,827	12.5	9	0.0
Total	**204,811,392**	**100.0**	**112,582**	**100.0**

Business model and operating environment
Financial performance in 2025
Financial position and capital expenditure
Fleet
Strategy
Changes in company management
Shares and shareholders
Shareholder return policy and the Board's proposal for the distribution of profit
Risk management
Significant risks and uncertainties
Seasonal variation and sensitivities in business operations
Outlook and guidance
Events after the period
Performance indicators classified as alternative performance measures
Reconciliation of performance indicators classified as alternative performance measures
Other performance indicators

Sustainability Report
General information
Environmental information
Social information
Governance information

Share ownership by management

On 31 December 2025, the members of the company's Board of Directors owned a total of 103,256 Finnair Plc's shares. The CEO Turkka Kuusisto owned 31,519 shares. The members of the Executive Board, including the CEO, owned a total of 268,337 shares, representing 0.13% of all shares and votes.

Own shares

On 31 December 2024, Finnair held 256,284 treasury shares, representing 0.1% of the total number of shares and votes.

On 10 March 2025, Finnair transferred without consideration 235,447 own shares held by the company as a reward for the Performance Share Plan announced in a stock exchange release on 23 January 2023. The shares were transferred to the personnel participating in the plan period 2023–2024. The transfer of the shares was based on the authorisation given by the Annual General Meeting 2024.

On 31 December 2025, Finnair held 20,837 treasury shares, representing 0.0% of the total number of shares and votes.

Shareholder agreements

Finnair is not aware of any shareholder agreements pertaining to share ownership or the use of voting rights.

Change of control provisions in material agreements

Some of Finnair's financing agreements include a change of control clause under which the financier shall be entitled to request prepayment of the existing loan or to cancel the availability of a loan facility in the event that a person other than the Finnish state acquires control of Finnair either through a majority of the voting rights or otherwise.

Share-based incentive schemes

In July 2025, the Board of Directors of Finnair approved a new individual Performance Share Plan period covering the years 2025–2027. Within the plan, the participants can earn Finnair shares as a long-term incentive reward if the performance targets set by the Board of Directors for the plan are achieved. The potential share rewards will be delivered to the participants in the spring of 2028. The plan applies to some 75 persons. It is described in more detail in a stock exchange release published by the company and on the company's website.

In July 2025, the Board of Directors of Finnair also established a Restricted Share Plan. The plan offers participants an opportunity to receive a predetermined number of company's shares after a specific restriction period. The maximum number of shares to be delivered based on the plan for years 2025–2027 is 350,000 shares. The potential share rewards will be delivered to the participants in the spring of 2028. The plan is described in more detail in a stock exchange release published by the company and on the company's website.

Effective authorisations granted by the Annual General Meeting 2025

Finnair's Annual General Meeting (AGM) was held in Vantaa on 27 March 2025.

The AGM authorised the Board of Directors to decide on the repurchase and/or on the acceptance as pledge of the company's own shares as follows. The number of own shares to be repurchased and/or accepted as pledge shall not exceed 7,300,000 shares, which corresponds to approximately 3.6% of all the shares in the Company. Only the unrestricted equity of the Company can be used to repurchase own shares on the basis of the authorisation. The authorisation is effective for a period of 18 months from the resolution of the AGM.

Business model and operating environment
Financial performance in 2025
Financial position and capital expenditure
Fleet
Strategy
Changes in company management
Shares and shareholders
Shareholder return policy and the Board's proposal for the distribution of profit
Risk management
Significant risks and uncertainties
Seasonal variation and sensitivities in business operations
Outlook and guidance
Events after the period
Performance indicators classified as alternative performance measures
Reconciliation of performance indicators classified as alternative performance measures
Other performance indicators

Sustainability Report
General information
Environmental information
Social information
Governance information

The AGM authorised the Board of Directors to decide on the issuance of shares as follows. The number of shares to be issued based on the authorisation shall not exceed 1,200,000 shares, which corresponds to approximately 0.6% of all the shares in the Company. The authorisation is effective for a period of 18 months from the resolution of the AGM.

The AGM authorised the Board of Directors to decide on donations up to an aggregate maximum of EUR 250,000 for public-benefit or corresponding purposes and that the Board of Directors be authorised to determine the recipients, purposes and other terms and conditions of the donations. The donations can be made in one or multiple instalments. The authorisation is effective until the next AGM.

The resolutions of the AGM are available in full on the **company's website**.



Business model and operating environment
Financial performance in 2025
Financial position and capital expenditure
Fleet
Strategy
Changes in company management
Shares and shareholders
Shareholder return policy and the Board's proposal for the distribution of profit
Risk management
Significant risks and uncertainties
Seasonal variation and sensitivities in business operations
Outlook and guidance
Events after the period
Performance indicators classified as alternative performance measures
Reconciliation of performance indicators classified as alternative performance measures
Other performance indicators

Sustainability Report
General information
Environmental information
Social information
Governance information

Shareholder return policy and the Board's proposal for the distribution of profit

The aim of Finnair's shareholder return policy is to pay, on average, one-third of earnings per share as dividend or capital distribution during an economic cycle. When deciding on such distribution, Finnair intends to take into account its earnings trend and outlook, financial situation, as well as capital and investment needs for any given period. Any distributions may be made in two annual payments.

In 2025, earnings per share were 0.09 euros (0.18). Finnair Plc's distributable equity amounted to 541,269,557.65 euros on 31 December 2025. The Board of Directors proposes to the Annual General Meeting that a return of capital of 0.09 euros per share be distributed to shareholders.

The return of capital shall be paid in two instalments. The first instalment of 0.05 euros per share shall be paid to a shareholder who is registered in the shareholder register of the company maintained by Euroclear Finland Oy on the record date of 26 March 2026. The payment date proposed by the Board of Directors for this instalment is 8 April 2026. The second instalment of 0.04 euros per share shall be paid in November 2026. It shall be paid to a shareholder who is registered in the shareholder register of the company maintained by Euroclear Finland Oy on the record date, which, together with the payment date, shall be decided by the Board of Directors in its meeting scheduled for 26 October 2026.

Business model and operating environment
Financial performance in 2025
Financial position and capital expenditure
Fleet
Strategy
Changes in company management
Shares and shareholders
Shareholder return policy and the Board's proposal for the distribution of profit
Risk management
Significant risks and uncertainties
Seasonal variation and sensitivities in business operations
Outlook and guidance
Events after the period
Performance indicators classified as alternative performance measures
Reconciliation of performance indicators classified as alternative performance measures
Other performance indicators

Sustainability Report
General information
Environmental information
Social information
Governance information

Risk management

Risk management framework and principles

Finnair operates in a global and highly competitive environment that is sensitive to economic fluctuations. In executing its strategy, Finnair and its operations are exposed to a broad range of risks and opportunities.

Risk management is an integral part of effective management practice to ensure that Finnair is successful in achieving its business objectives. Uncertainty (opportunity or threat) is an inevitable element in all decision-making, and thus an integral component of running the business.

Finnair's Risk Management Framework has been defined and established to ensure the identification, evaluation and management of risks and uncertainties associated with the set objectives. The framework is designed to take a corporate-wide portfolio view of risks. The risk management principles are summarised as follows:

- Risk management extends beyond internal control to strategy-setting, governance, and measuring performance;
- Risks are managed as an integrated part of strategic and operational planning, day-to-day decision making, and operational processes;
- Three Lines of Defence model is applied as the primary governance principle to ensure that the segregation of duties is defined and established between risk management and risk control;
- The performance and efficiency of Finnair's risk management and internal control systems are subject to systematic monitoring.

Risk management policy and process

The framework and principles for risk management have been defined in the Finnair Internal Control and Risk Management Policy, which has been approved by the Board of Directors. The policy is supplemented by other policies for managing risks in specific areas. Examples of other risk policies are Safety Policy, Treasury Policy, Procurement Policy, Information Security Policy, Data Privacy Policy, Competition Policy, and Trade Sanction Policy.

The Finnair Risk Management Framework and principles are based on the internationally recognised best practices for risk management (COSO Enterprise Risk Management – Integrating with Strategy and Performance, and ISO 31000:2009 standard).

Risk identification and evaluation include the following phases:

- Identification of external and internal events affecting the achievement of objectives;
- Distinction between risks and opportunities;
- Analysis of identified risks;
- Integration (aggregation) of risks;
- Evaluation and prioritisation of risks based on their impact and likelihood.

Business model and operating environment
Financial performance in 2025
Financial position and capital expenditure
Fleet
Strategy
Changes in company management
Shares and shareholders
Shareholder return policy and the Board's proposal for the distribution of profit
Risk management
Significant risks and uncertainties
Seasonal variation and sensitivities in business operations
Outlook and guidance
Events after the period
Performance indicators classified as alternative performance measures
Reconciliation of performance indicators classified as alternative performance measures
Other performance indicators

Sustainability Report
General information
Environmental information
Social information
Governance information

Risk governance

1st Line of Defence

Business units and shared functions are responsible for setting the objectives and managing day-to-day performance. As risk owners, the business units and shared functions identify and evaluate risks and make risk-informed decisions. They manage risks by defining and implementing controls. Thus, they are responsible for conducting day-to-day control and risk management activities in accordance with Finnair's Risk Management and Internal Control Frameworks.

As a part of the first line of defence, Finnair's CEO and the Finnair Executive Board have the overall accountability for appropriate risk management practices.

2nd Line of Defence

Risk & Compliance provides expertise in risk assessment and risk management, and acts as a control function that is responsible for developing and maintaining the Risk Management Framework and Internal Control Framework as well as for continuously monitoring the implementation of the policies, rules, procedures and key controls within the frameworks. Risk & Compliance has a reporting line to the Audit Committee of the Board of Directors.

Outside the scope of the Risk & Compliance function is Finnair's statutory Safety Management System, which is required by Finnair's Air Operator's Certificate and applicable Aviation Regulation and is subject to specific responsibility matrix and supervision prescribed by the supervisory authorities. Safety & Compliance acts as a control function with respect to the Safety Management System.

3rd Line of Defence

Internal Audit performs audits and provides the Audit Committee with an independent assessment of the overall effectiveness and maturity of the internal control and risk management systems.

Risk management process

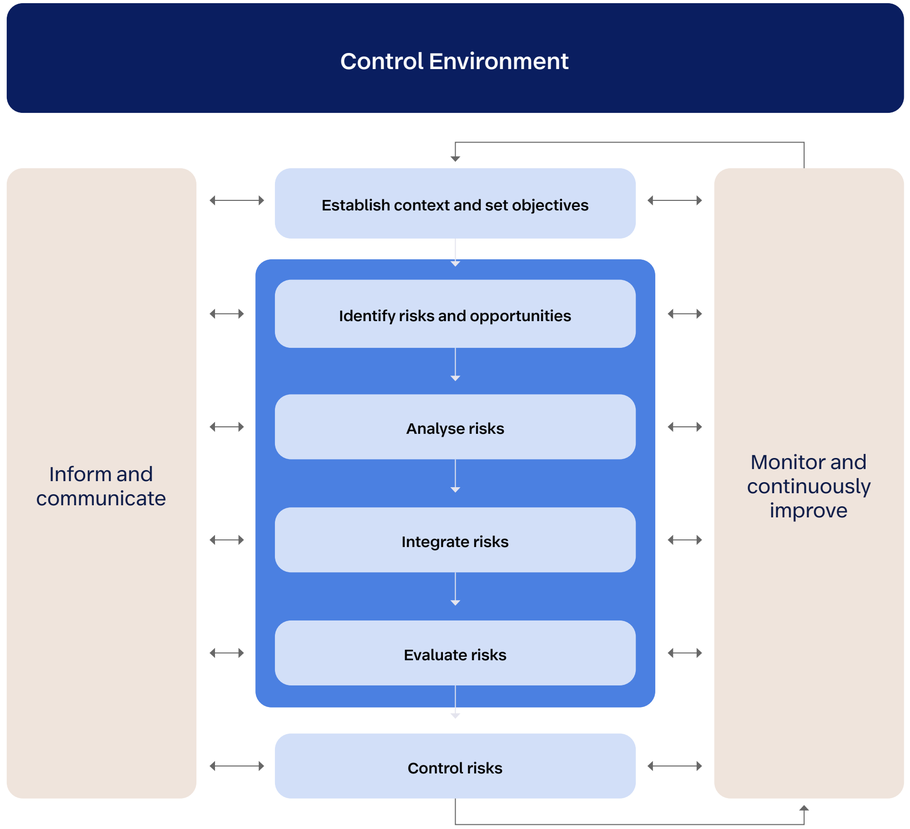

Business model and operating environment
Financial performance in 2025
Financial position and capital expenditure
Fleet
Strategy
Changes in company management
Shares and shareholders
Shareholder return policy and the Board's proposal for the distribution of profit
Risk management
Significant risks and uncertainties
Seasonal variation and sensitivities in business operations
Outlook and guidance
Events after the period
Performance indicators classified as alternative performance measures
Reconciliation of performance indicators classified as alternative performance measures
Other performance indicators

Sustainability Report
General information
Environmental information
Social information
Governance information

Significant risks and uncertainties

In the implementation of its strategy and business, Finnair is faced with various risks and opportunities. Finnair has a comprehensive risk management process to ensure that risks are identified and mitigated as much as possible, although many risks are not within the company's full control. The risks and uncertainties described below are considered as potentially having a significant impact on Finnair's business, financial result or outlook at least for the next 12 months. This list is not intended to be exhaustive.

Factors such as geopolitical uncertainty, the threat of trade wars, the threat of terrorism and cyber-attacks, as well as other potential external disruptions may, if they materialise, significantly affect Finnair's operations. Geopolitical tensions may have an adverse effect on the global economic environment, and on Finnair's network and profitability. Military events near the Finnish border could negatively impact customers' willingness to travel. Unrest or other tensions in different parts of the world could lead to closures of airspaces that are critical for Finnair's business. Potentially increasing protectionism and tariffs in the political environment may have an adverse impact on direct and indirect costs and the market access required for the implementation of Finnair's strategy. Cyber-attacks and other potential external disruptions, a possible escalation of the war in Ukraine and unrest in conflict areas in the Middle East may have adverse effects on, for example, the demand for air travel, fuel prices, availability and pricing of insurances or the flight network. Many of the information systems and technology that Finnair depends on are shared with other airlines, and cyber-attacks or system failures could cause significant disruptions in Finnair's and/or the industry's operations.

The macroeconomic environment can have a negative impact on Finnair's business. General macroeconomic conditions, such as deterioration in business or consumer confidence, changing customer preferences or employment levels, lower availability of credit, rising interest rates, a rise in inflation, a recession, or changes in taxation, may have an adverse impact on private consumption and, consequently, on the demand for air travel and cargo. Unfavourable developments in macroeconomic conditions may result in reduced access to capital.

Jet fuel price fluctuations may have a material effect on Finnair's financial performance and cash flow. Increasing jet fuel costs, disruptions in fuel supplies and ineffective hedging in relation to changes in market prices may result in increased expenses, which may have a material adverse effect on Finnair's business, financial result or outlook. The volatile market impacts the pricing and availability of hedging instruments. Fluctuations in foreign exchange rates, particularly between the euro and the U.S. dollar, may have an adverse effect on Finnair. Finnair's foreign exchange risk arises mainly from fuel and aircraft purchases and maintenance, and aircraft lease payments.

Safety risks may arise due to various reasons, such as technical failures, human error, adverse weather conditions or security threats. A serious safety incident could have an impact on Finnair's ability to operate, harm the company brand, and/or lead to a more costly way of managing the risk in the future. General news coverage related to flight safety may affect customers' perceptions of flight safety, and this may have a negative impact on airlines' business, including Finnair.

Business model and operating environment
Financial performance in 2025
Financial position and capital expenditure
Fleet
Strategy
Changes in company management
Shares and shareholders
Shareholder return policy and the Board's proposal for the distribution of profit
Risk management
Significant risks and uncertainties
Seasonal variation and sensitivities in business operations
Outlook and guidance
Events after the period
Performance indicators classified as alternative performance measures
Reconciliation of performance indicators classified as alternative performance measures
Other performance indicators

Sustainability Report
General information
Environmental information
Social information
Governance information

Quality and availability issues with suppliers and their products or services may result in unexpected additional costs or disruptions in Finnair's operations. Certain markets are centralised with a limited number of vendors available, which can lead to abnormal price increases, poor availability of alternative suppliers or disruptions in operations. High inflation may lead to higher price increases than expected.

A poor reputation or brand, or events that harm Finnair's reputation and brand, could have a negative impact on the demand for Finnair's product. Brand or reputation issues could lead to difficulties in obtaining stakeholder support, for example, in critical financing, investment and partnership transactions, or recruiting and maintaining qualified personnel.

Capacity increases, product improvements or more aggressive pricing among Finnair's existing or new competitors may influence the demand for, and yield of, Finnair's services. New market entrants could disrupt Finnair's business. The introduction of new digital technologies and distribution channels, in turn, involves implementation as well as commercial risks.

The aviation industry is subject to regulation that may significantly impact Finnair's operations and cost structure. This includes regulation related to carbon emissions trading, noise restrictions, other environmental requirements, as well as data privacy and consumer protection. In recent years, regulatory tightening across these areas has significantly increased the company's costs. While no major regulatory changes are expected in the near term, the regulatory landscape remains dynamic and uncertain, which may affect Finnair's business operations and competitiveness.

Finnair is exposed to the risk of operating losses from natural events, pandemics or health epidemics and weather-related events influencing operating costs and revenue. Outbreaks of epidemics or pandemics can adversely affect the demand for air travel and have a significant effect on Finnair's operations. Further, natural hazards arising from climate change, such as increased extreme weather conditions, may result in flight cancellations, increased waiting times, increased fuel consumption or higher costs associated with aircraft de-icing, which could cause additional costs for Finnair and thus have an adverse effect on Finnair's results and financial condition.

Business model and operating environment
Financial performance in 2025
Financial position and capital expenditure
Fleet
Strategy
Changes in company management
Shares and shareholders
Shareholder return policy and the Board's proposal for the distribution of profit
Risk management
Significant risks and uncertainties
Seasonal variation and sensitivities in business operations
Outlook and guidance
Events after the period
Performance indicators classified as alternative performance measures
Reconciliation of performance indicators classified as alternative performance measures
Other performance indicators

Sustainability Report
General information
Environmental information
Social information
Governance information

Seasonal variation and sensitivities in business operations

Due to the seasonality of the airline business, the Group's revenue and result are generally at their lowest in the first quarter and at their highest in the third quarter of the year.

In addition to operational activities and market conditions, fuel price development has a key impact on Finnair's result, as fuel costs are the company's most significant variable expense item. Finnair's foreign exchange risk arises primarily from fuel and aircraft purchases, aircraft divestments, aircraft lease payments, aircraft maintenance and foreign currency revenue. Significant dollar-denominated expense items are e.g. fuel costs and aircraft lease payments. The largest investments, namely the acquisition of aircraft and related spare parts, are also mainly denominated in US dollars. The most significant income currencies after the euro are the US dollar, the Japanese yen, the Swedish krona, the UK pound, the Norwegian krona, and the South Korean won.

The company hedges its currency, interest rate and jet fuel exposure using a variety of derivative instruments, such as forward contracts, swaps and options, in compliance with the risk management policy approved annually by the Board of Directors.

Finnair applies the principle of time-diversification in its fuel hedging. The company updated its risk management policy in December 2025, and the hedging horizon was extended from 18 months to 24 months. The risk management policy states that the hedging ratio must be increased during each quarter of the year, so that for the first three months of the hedging period the hedging ratio is approximately 70%–95%, with the target ratio being 82.5%. Thereafter, lower hedging ratio limits apply for each quarter. Due to hedging, the fuel cost per

Sensitivities in business operations, impact on comparable operating profit (rolling 12 months from date of financial statements)

	1 percentage point change
Passenger load factor (PLF, %)	EUR 37 million
Average yield of passenger traffic	EUR 27 million
Unit cost (CASK excl. fuel)	EUR 24 million

Fuel sensitivities (rolling 12 months from date of financial statements)

	10% change, without hedging	10% change, taking hedging into account
Fuel	EUR 65 million	EUR 34 million

Fuel hedging and average hedged price (rolling 18 months from date of financial statements)

	Hedged fuel, tonnes[1]	Average hedge price, USD/ton[1,2]
Q1 2026	219	718
Q2 2026	207	695
Q3 2026	180	692
Q4 2026	117	693
Q1 2027	69	685
Q2 2027	42	656
Total	**834**	**697**

[1] *Based on the hedged period, i.e., not hedging related cash flow.*
[2] *Average of swaps and bought call options strikes.*

Business model and operating environment
Financial performance in 2025
Financial position and capital expenditure
Fleet
Strategy
Changes in company management
Shares and shareholders
Shareholder return policy and the Board's proposal for the distribution of profit
Risk management
Significant risks and uncertainties
Seasonal variation and sensitivities in business operations
Outlook and guidance
Events after the period
Performance indicators classified as alternative performance measures
Reconciliation of performance indicators classified as alternative performance measures
Other performance indicators

Sustainability Report
General information
Environmental information
Social information
Governance information

period is not as low as the spot-based price when prices fall, but when spot prices rise, the fuel cost rises more slowly.

Hedging of foreign currency exposure in balance sheet

Finnair's balance sheet includes asset-related foreign currency exposure due to the recognition of the present value of qualifying operating lease liabilities in the balance sheet as right-of-use assets. Unrealised foreign exchange losses/gains caused by the translation of the USD denominated liability have an impact on Finnair's net result. In the future, the effect and amount of foreign currency exchange could be positive or negative, depending on the USD-rate at the closing date. Finnair has mitigated the foreign exchange volatility introduced by this difference by using derivatives, as well as by partly investing liquidity in foreign currency money market funds or other financial assets where possible. The annual effect in net result going forward is dependent on the size of the qualifying operating lease portfolio, the duration of the leases and hedging ratio. At the end of December, the hedging ratio of USD denominated interest-bearing liabilities (including IFRS 16) was approximately 90%.

Currency distribution, %	2025	2024	Currency sensitivities USD and JPY (rolling 12 months from date of financial statements)		Hedging ratio for operational cash flows (rolling next 12 months)
Sales currencies			10% change, without hedging	10% change, taking hedging into account	
EUR	60	59	-	-	-
USD[1]	7	10	see below	see below	see below
JPY	6	5	EUR 19 million	EUR 10 million	47%
KRW	2	3	-	-	-
SEK	4	4	-	-	-
GBP	3	4	-	-	-
NOK	3	2	-	-	-
Other	14	14	-	-	-
Purchase currencies					
EUR	63	58	-	-	-
USD[1]	31	35	EUR 65 million	EUR 31 million	54%
Other	6	6	-	-	-

[1] *Hedging ratio and sensitivity analysis for USD basket, which consists of net cash flows in USD and HKD. The sensitivity analysis assumes that the correlation of the Hong Kong dollar with the US dollar is strong.*

Business model and operating environment
Financial performance in 2025
Financial position and capital expenditure
Fleet
Strategy
Changes in company management
Shares and shareholders
Shareholder return policy and the Board's proposal for the distribution of profit
Risk management
Significant risks and uncertainties
Seasonal variation and sensitivities in business operations
Outlook and guidance
Events after the period
Performance indicators classified as alternative performance measures
Reconciliation of performance indicators classified as alternative performance measures
Other performance indicators

Sustainability Report
General information
Environmental information
Social information
Governance information

Outlook and guidance

Outlook on 11 February 2026

Global air traffic is expected to continue to grow in 2026. Finnair plans to increase its total capacity, measured by ASKs, by approximately 5% in 2026. The capacity estimate includes the agreed wet leases. Supported by an improving macroeconomic situation, including a rise in purchasing power among consumers, demand for air travel is anticipated to strengthen in Finnair's key markets.

However, international conflicts, global political instability and the threat of trade wars cause uncertainty in the operating environment. The increase in costs related to environmental regulation continues to burden Finnair's profitability during the year, although current fuel prices offset the impact.

Guidance on 11 February 2026

Finnair estimates its revenue to be 3.3–3.4 billion euros and comparable operating result to be 120–190 million euros in 2026.

Sensitivities to fuel prices and exchange rates

Finnair's comparable operating result is sensitive to fuel prices and exchange rates. A 10% change in fuel prices would have an impact of 34 million euros on the annual comparable operating result, taking hedges into account. A 10% change in the US dollar against the euro, on the other hand, would have an impact of 31 million euros on the annual comparable operating result, taking hedges into account. The sensitivities are determined on a rolling basis for the 12 months following the end of 2025.

Business model and operating environment
Financial performance in 2025
Financial position and capital expenditure
Fleet
Strategy
Changes in company management
Shares and shareholders
Shareholder return policy and the Board's proposal for the distribution of profit
Risk management
Significant risks and uncertainties
Seasonal variation and sensitivities in business operations
Outlook and guidance
Events after the period
Performance indicators classified as alternative performance measures
Reconciliation of performance indicators classified as alternative performance measures
Other performance indicators

Sustainability Report
General information
Environmental information
Social information
Governance information

Events after the period

On 19 January 2026, Finnair announced that Chief People Officer Kaisa Aalto-Luoto will leave the company by 30 June 2026 for a position in another company. The recruitment of her successor has begun.

Business model and operating environment
Financial performance in 2025
Financial position and capital expenditure
Fleet
Strategy
Changes in company management
Shares and shareholders
Shareholder return policy and the Board's proposal for the distribution of profit
Risk management
Significant risks and uncertainties
Seasonal variation and sensitivities in business operations
Outlook and guidance
Events after the period
Performance indicators classified as alternative performance measures
Reconciliation of performance indicators classified as alternative performance measures
Other performance indicators

Sustainability Report
General information
Environmental information
Social information
Governance information

Performance indicators classified as alternative performance measures

Finnair uses alternative performance measures referred to in the European Securities Markets Authority (ESMA) guidelines to describe its operational and financial performance in order to enhance comparability between financial periods and to enable better comparability relative to its industry peers. The alternative performance measures do not replace IFRS indicators.

Alternative performance measures	Calculation	Reason to use the measure
Items affecting comparability	Unrealised changes in foreign currencies of fleet overhaul provisions + Fair value changes of derivatives where hedge accounting is not applied + Sales gains and losses on aircraft and other transactions + Impairment + Changes in defined benefit pension plans + Restructuring costs	Component used in calculating comparable operating result.
Comparable operating result	Operating result - Items affecting comparability	Comparable operating result is presented to better reflect the Group's business performance when comparing results to previous periods.
Comparable operating result, % of revenue	Comparable operating result / Revenue x 100	Comparable operating result is presented to better reflect the Group's business performance when comparing results to previous periods.
Comparable EBITDA	Comparable operating result + Depreciation	Comparable EBITDA is presented to better reflect the Group's business performance when comparing results to previous periods. Comparable EBITDA is a common measure in airline business which aims to reflect comparable operating result excluding capital cost.
Comparable EBITDA, % of revenue	Comparable EBITDA / Revenue x 100	Comparable EBITDA is presented to better reflect the Group's business performance when comparing results to previous periods. Comparable EBITDA is a common measure in airline business which aims to reflect comparable operating result excluding capital cost.
Equity ratio, %	Equity total / Equity and liabilities total x 100	Equity ratio provides information on the financial leverage used by the Group to fund its assets.
Adjusted interest-bearing liabilities	Lease liabilities + Other interest-bearing liabilities + Cross currency interest rate swaps in derivative financial instruments	Component used in calculating gearing.

Business model and operating environment
Financial performance in 2025
Financial position and capital expenditure
Fleet
Strategy
Changes in company management
Shares and shareholders
Shareholder return policy and the Board's proposal for the distribution of profit
Risk management
Significant risks and uncertainties
Seasonal variation and sensitivities in business operations
Outlook and guidance
Events after the period
Performance indicators classified as alternative performance measures
Reconciliation of performance indicators classified as alternative performance measures
Other performance indicators

Sustainability Report
General information
Environmental information
Social information
Governance information

Alternative performance measures	Calculation	Reason to use the measure
Cash funds	Cash and cash equivalents + Other financial assets	Component used in calculating gearing. Cash funds represent the total amount of financial assets that are available for use within short notice. Therefore, cash funds provide the true and fair view of the Group's financial position.
Interest-bearing net debt	Adjusted interest-bearing liabilities - Cash funds	Interest-bearing net debt provides a view of the Group's total external debt financing.
Gearing, %	Interest-bearing net debt / Equity total x 100	Gearing provides a view of the level of the Group's indebtedness.
Interest-bearing net debt / Comparable EBITDA, LTM	Interest-bearing net debt / Comparable EBITDA, for the last twelve months	The ratio provides information on the Group's leverage by comparing the Group's net debt to the amount of income generated before covering interest, taxes and depreciation.
Gross capital expenditure	Additions in fixed assets + New contracts in right-of-use assets + Reassessments and modifications in right-of-use assets	Gross capital expenditure provides information on the Group's capitalised investments and lease modifications.
Return on capital employed (ROCE), LTM, %	(Result before taxes + Financial expenses + Exchange rate gains and losses, for the last twelve months) / (Equity total + Lease liabilities + Other interest-bearing liabilities, average of reporting period and comparison period)	The ratio provides a view to monitor the return of capital employed.
Cash to sales, LTM, %	Cash funds / Revenue for the last twelve months x 100	The ratio provides information about the Group's liquidity in terms of available cash as a percentage of its sales.

Business model and operating environment
Financial performance in 2025
Financial position and capital expenditure
Fleet
Strategy
Changes in company management
Shares and shareholders
Shareholder return policy and the Board's proposal for the distribution of profit
Risk management
Significant risks and uncertainties
Seasonal variation and sensitivities in business operations
Outlook and guidance
Events after the period
Performance indicators classified as alternative performance measures
Reconciliation of performance indicators classified as alternative performance measures
Other performance indicators

Sustainability Report
General information
Environmental information
Social information
Governance information

Reconciliation of performance indicators classified as alternative performance measures

Items affecting comparability

Items affecting comparability are reconciled in note 1.3.7 Items affecting comparability.

EUR in millions	2025	2024
Operating result	**64.2**	**114.2**
Unrealized changes in foreign currencies of fleet overhaul provisions	-12.2	6.1
Fair value changes of derivatives where hedge accounting is not applied	0.1	1.5
Sales gains and losses on aircraft and other transactions	-14.6	-12.0
Impairment	0.2	0.7
Changes in defined benefit pension plans	22.4	40.2
Restructuring costs	-	0.8
Comparable operating result	**60.1**	**151.4**
Depreciation	343.6	329.5
Comparable EBITDA	**403.7**	**480.9**

Gearing, interest-bearing net debt and interest-bearing net debt / Comparable EBITDA, LTM

EUR in millions, unless otherwise indicated	31 Dec 2025	31 Dec 2024
Lease liabilities	762.7	1,004.4
Other interest-bearing liabilities	1,020.1	860.8
Cross currency interest rate swaps[1]	18.5	-10.5
Adjusted interest-bearing liabilities	**1,801.3**	**1,854.7**
Other financial assets	-531.4	-664.9
Cash and cash equivalents	-529.6	-219.1
Cash funds	**-1,061.0**	**-884.0**
Interest-bearing net debt	**740.3**	**970.7**
Equity total	636.7	627.1
Gearing, %	**116.3**	**154.8**
Comparable EBITDA, LTM	403.7	480.9
Interest-bearing net debt / Comparable EBITDA, LTM	**1.8**	**2.0**

[1] *Cross-currency interest rate swaps are used for hedging the currency and interest rate risk of interest-bearing loans, but hedge accounting is not applied. Changes in fair net value correlate with changes in the fair value of interest-bearing liabilities. Therefore, the fair net value of cross-currency interest rate swaps recognised in derivative assets/liabilities and reported in note 3.8 Derivatives is considered an interest-bearing liability in the net debt calculation.*

Equity ratio

EUR in millions, unless otherwise indicated	31 Dec 2025	31 Dec 2024
Equity total	636.7	627.1
Equity and liabilities total	3,686.9	3,721.0
Equity ratio, %	**17.3**	**16.9**

Gross capital expenditure

EUR in millions	2025	2024
Additions in fixed assets	182.5	419.7
New contracts in right-of-use assets	3.5	13.9
Reassessments and modifications in right-of-use assets	9.2	30.2
Gross capital expenditure	**195.1**	**463.8**

Business model and operating environment
Financial performance in 2025
Financial position and capital expenditure
Fleet
Strategy
Changes in company management
Shares and shareholders
Shareholder return policy and the Board's proposal for the distribution of profit
Risk management
Significant risks and uncertainties
Seasonal variation and sensitivities in business operations
Outlook and guidance
Events after the period
Performance indicators classified as alternative performance measures
Reconciliation of performance indicators classified as alternative performance measures
Other performance indicators

Sustainability Report
General information
Environmental information
Social information
Governance information

Return on capital employed (ROCE), LTM

EUR in millions, unless otherwise indicated	31 Dec 2025	31 Dec 2024
Result before taxes, LTM	23.3	46.1
Financial expenses, LTM	81.9	107.2
Exchange rate gains and losses, LTM	-17.3	5.8
Return, LTM	**87.9**	**159.1**
Equity total	636.7	627.1
Lease liabilities	762.7	1,004.4
Other interest-bearing liabilities	1,020.1	860.8
Capital employed	**2,419.5**	**2,492.3**
Capital employed, average of reporting period and comparison period	**2,455.9**	**2,547.4**[1]
Return on capital employed (ROCE), LTM, %	**3.6**	**6.2**

[1] *Capital employed accounted was EUR 2,602.5 million on 31 December 2023.*

Cash to sales, LTM

EUR million, unless otherwise indicated	31 Dec 2025	31 Dec 2024
Other financial assets	531.4	664.9
Cash and cash equivalents	529.6	219.1
Cash funds	**1,061.0**	**884.0**
Revenue, LTM	3,106.2	3,048.8
Cash to sales, LTM %	**34.2**	**29.0**

Business model and operating environment
Financial performance in 2025
Financial position and capital expenditure
Fleet
Strategy
Changes in company management
Shares and shareholders
Shareholder return policy and the Board's proposal for the distribution of profit
Risk management
Significant risks and uncertainties
Seasonal variation and sensitivities in business operations
Outlook and guidance
Events after the period
Performance indicators classified as alternative performance measures
Reconciliation of performance indicators classified as alternative performance measures
Other performance indicators

Sustainability Report
General information
Environmental information
Social information
Governance information

Other performance indicators

Revenue and profitability	
Earnings per share (EPS), basic	Result for the period / Average number of outstanding shares during the period
Earnings per share (EPS), diluted	Result for the period / Average number of outstanding shares during the period taking into account the diluting effect resulting from changing into shares all potentially diluting shares
Unit revenue per available seat kilometre (RASK)	Unit revenue (RASK) represents the Group's revenue divided by available seat kilometres (ASK).
Unit revenue per revenue passenger kilometre (yield)	Passenger revenue by product divided by Revenue passenger kilometres (RPK).
Unit cost per available seat kilometre (CASK)	Unit cost (CASK) represents the Group's operational costs divided by available seat kilometres. Other operating income is deducted from operational costs.
CASK excluding fuel	(Comparable operating result - Revenue - Fuel costs) / ASK x 100

Traffic	
Available seat kilometres (ASK)	Total number of seats available × great circle distance in kilometres
Revenue passenger kilometres (RPK)	Number of revenue passengers × great circle distance in kilometres
Passenger load factor (PLF)	Share of revenue passenger kilometres of available seat kilometres
Revenue tonne kilometres (RTK)	Total revenue load consisting of passengers, cargo and mail × great circle distance in kilometres

Strategic KPIs	
Net Promoter Score (NPS)	Net Promoter Score is based on a question: "Thinking about all aspects of this journey, how likely would you be to recommend Finnair to a relative, friend or colleague?" Scale is 0-10: The share of detractors (ratings 0-6) is deducted from the share of promoters (ratings 9-10). Result is between +100 and -100.
On-time performance	The share of flights arrived less than 15 minutes late
Share of passengers in modern channels	Share of passengers in Finnair's direct and modern, digital indirect channels in relation to total passengers for the period based on departure date. These channels include Finnair.com, Finnair mobile app, New Distribution Capability (NDC) solutions, Finnair call centres, Aurinkomatkat sales and group tool sales.
Ancillary revenue per passenger	Ancillary revenue / number of passengers

Business model and operating environment
Financial performance in 2025
Financial position and capital expenditure
Fleet
Strategy
Changes in company management
Shares and shareholders
Shareholder return policy and the Board's proposal for the distribution of profit
Risk management
Significant risks and uncertainties
Seasonal variation and sensitivities in business operations
Outlook and guidance
Events after the period
Performance indicators classified as alternative performance measures
Reconciliation of performance indicators classified as alternative performance measures
Other performance indicators

Sustainability Report
General information
Environmental information
Social information
Governance information

Sustainability	
Flight CO_2 emissions	CO_2 emissions from jet fuel consumption of Finnair's own flights
People	
Absences due to illness	Share of sickness absence hours relating to planned work hours
Lost-time injury frequency	Number of workplace accidents per million working hours
Attrition rate, LTM	Number of leavers on own request during the last twelve months compared to employments on average during the last twelve months
Share	
Equity/share	Equity / Number of outstanding shares at the end of period
Dividend/earnings	Dividend per share / Earnings per share (EPS) x 100
Dividend yield, %	Dividend per share / Share price at the end of period x 100
Cash flow from operating activities/share	Net cash flow from operating activities / Average number of outstanding shares during the period
P/E ratio	Share price at the end of period / Earnings per share (EPS) x 100

Business model and operating environment
Financial performance in 2025
Financial position and capital expenditure
Fleet
Strategy
Changes in company management
Shares and shareholders
Shareholder return policy and the Board's proposal for the distribution of profit
Risk management
Significant risks and uncertainties
Seasonal variation and sensitivities in business operations
Outlook and guidance
Events after the period
Performance indicators classified as alternative performance measures
Reconciliation of performance indicators classified as alternative performance measures
Other performance indicators

- **Sustainability Report**
  - General information
  - Environmental information
  - Social information
  - Governance information



Sustainability Report





Business model and operating environment
Financial performance in 2025
Financial position and capital expenditure
Fleet
Strategy
Changes in company management
Shares and shareholders
Shareholder return policy and the Board's proposal for the distribution of profit
Risk management
Significant risks and uncertainties
Seasonal variation and sensitivities in business operations
Outlook and guidance
Events after the period
Performance indicators classified as alternative performance measures
Reconciliation of performance indicators classified as alternative performance measures
Other performance indicators

- **Sustainability Report**
  - General information
  - Environmental information
  - Social information
  - Governance information

GENERAL INFORMATION

ESRS 2 General disclosures

BP-1 General basis for preparation of the Sustainability Report

Finnair's Sustainability Report for the reporting period 2025 has been prepared in accordance with the Finnish Accounting Act, EU Taxonomy Regulation, and European Sustainability Reporting Standards (ESRS) issued by the European Financial Reporting Advisory Group (EFRAG) under the EU Corporate Sustainability Reporting Directive (CSRD). The scope of consolidation of the Sustainability Report encompasses the operations of the parent company Finnair Plc and all subsidiaries controlled by Finnair Plc (hereafter "Finnair"). In addition, the Sustainability Report covers Finnair's value chain, meaning the upstream and downstream value chain. Possible exceptions to this scope are disclosed in connection with the relevant indicator. Environmental information includes also the fuel consumption of Nordic Regional Airlines AB (Norra) and any other air operator for flights operated as purchased traffic for Finnair. This is in accordance with the operational control principle of the GHG Protocol, where a company accounts for 100% of emissions from operations over which it has operational control. Reporting of value chain information is limited to information available in-house or publicly in accordance with the transitional provisions defined in ESRS 1 General requirements and the European Commission adopted Delegated Act (EU) 2025/1416 to postpone additional phased-in reporting requirements set out in the ESRS. In the process to identify and assess material impacts, risks, and opportunities, consideration has been extended to include also Finnair's upstream and downstream value chain.

If not separately disclosed alongside the metric, the metrics in this Sustainability Report have not been assured by any external body other than the assurance provider. No information or data points have been omitted based on the information containing intellectual property, know-how, or the results of innovation.

BP-2 Disclosures in relation to specific circumstances

The reporting principles and specific circumstances have been disclosed in detail alongside the respective data points in topical standards.

Time horizons: The reported time horizons are as defined in ESRS 1 General requirements: short-term corresponds to the reporting period, medium-term covers the period from the end of the short-term period up to 5 years, and long-term refers to a period beyond 5 years. Possible exceptions to the application of these time horizons are disclosed alongside the respective data points.



Business model and operating environment
Financial performance in 2025
Financial position and capital expenditure
Fleet
Strategy
Changes in company management
Shares and shareholders
Shareholder return policy and the Board's proposal for the distribution of profit
Risk management
Significant risks and uncertainties
Seasonal variation and sensitivities in business operations
Outlook and guidance
Events after the period
Performance indicators classified as alternative performance measures
Reconciliation of performance indicators classified as alternative performance measures
Other performance indicators

- **Sustainability Report**
  - General information
  - Environmental information
  - Social information
  - Governance information

Value chain estimation: The reported value chain information is limited to information available in-house or publicly in accordance with the transitional provisions defined in ESRS 1 General requirements and the European Commission adopted Delegated Act (EU) 2025/1416 to postpone additional phased-in reporting requirements set out in the ESRS. Environmental information reported under *E1 Climate change* covers also fuel consumption and emissions resulting from flights operated as purchased traffic on behalf of Finnair (Scope 1) and value chain emissions (Scope 3). Any use of proxies, estimations, or sector-average data used in the reporting, the resulting level of accuracy, and planned actions to improve accuracy in the future, are disclosed alongside the respective data points.

Sources of estimation and outcome uncertainty: Where information and data points are subject to estimation or measurement uncertainty as it relates to measurement technique, assumptions, approximations, or judgements, this is disclosed alongside the respective data points. Information under *E1 Climate change* regarding future impacts of climate change and energy transition have been comprised using climate scenarios and regulatory and technology pathways, which are subject to assumptions. Information under *E5 Resource use and circular economy* regarding waste and recycling in outstations is subject to assumptions as Finnair does not have verifiable information on waste handling in outstations.

Changes in preparation or presentation of sustainability information and reporting errors in prior periods: The Sustainability Report has been prepared for the second time in accordance with the ESRS for the reporting period 2025. Any resulting changes in the preparation and presentation of information in comparison to previous periods are disclosed alongside the respective data points.

Disclosures stemming from other legislation or generally accepted sustainability reporting pronouncements: The Sustainability Report has been prepared in accordance with the ESRS. Where information and data points are subject to other legislation, standards and frameworks, this is disclosed alongside the respective data points. See also *Appendix B List of datapoints in cross-cutting and topical standards that derive from other EU legislation*.

Incorporation by reference: All disclosures under ESRS are included in the Sustainability Report, and no information or data points have been incorporated by reference.

Use of phase-in provisions: In accordance with the phased-in provisions defined in ESRS 1 General requirements Appendix C and the European Commission adopted Delegated Act (EU) 2025/1416 to postpone additional phased-in reporting requirements set out in the ESRS, Finnair has omitted the following Disclosure Requirements in preparation of its Sustainability Report for the reporting period 2025: Anticipated financial effects from material impacts, risks, and opportunities under ESRS 2 General disclosures, E1 Climate change, E4 Biodiversity and ecosystems, and E5 Resource use and circular economy. In addition, the following Disclosure Requirements have been omitted for S1 Own workforce: S1-7 Characteristics of non-employee workers in the undertaking's own workforce, S1-11 Social protection, and S1-12 Percentage of employees with disabilities.

GOV-1 The role of the administrative, management and supervisory bodies

The Board of Directors and its Audit Committee

The Finnair Board of Directors (hereafter "Board") is composed entirely of non-executive and independent members. No employees or other worker representatives are part of the Board. The number of female Board members in 2025 was three (37.5% of Board) and the number of male Board members was five (62.5% of Board). Members of the Board possess extensive financial expertise in addition to experience relevant to the aviation and tourism sectors having held key positions of trust in relevant companies. Members possess expertise in Finnair's sustainability reporting, material sustainability topics and related impacts, risks, and opportunities, as well as in markets and geographic regions relevant to Finnair, gained through key positions in various companies, committees, and boards.

The Board is the most senior level body exercising oversight of the sustainability reporting process and is responsible for monitoring Finnair's sustainability agenda and initiatives as part of strategy implementation, in which sustainability is embedded. The Board's accountability pertains specifically to the reliability of sustainability reporting, as well as to the effectiveness of internal control and risk management

Business model and operating environment
Financial performance in 2025
Financial position and capital expenditure
Fleet
Strategy
Changes in company management
Shares and shareholders
Shareholder return policy and the Board's proposal for the distribution of profit
Risk management
Significant risks and uncertainties
Seasonal variation and sensitivities in business operations
Outlook and guidance
Events after the period
Performance indicators classified as alternative performance measures
Reconciliation of performance indicators classified as alternative performance measures
Other performance indicators

Sustainability Report
- General information
- Environmental information
- Social information
- Governance information

systems related to sustainability matters. The Board approves Finnair's significant sustainability matters and impacts following the double materiality assessment (DMA) and ensures that matters arising from the DMA are properly considered in the administration, risk management, and overall strategy of Finnair. The Board is also tasked with reviewing Finnair's energy transition plan and monitoring its effect on long-term business resilience.

The Board has delegated some of its functions over to the Audit Committee, namely overseeing the quality of the sustainability reporting and the sustainability reporting auditor's qualifications, performance, and independence, in addition to the functioning of internal control and risk management systems related to sustainability reporting. The Audit Committee also oversees Finnair's energy transition plan in terms of feasibility, and in relation to long-term business resilience and adaptation to climate change. The Committee convenes quarterly and reports on their work to the Board. The Committee does not have decision-making power independent from the Board, except where expressly authorised by the Board.

The Board approves Finnair's sustainability targets and other sustainability-related decisions that exceed the limits of the CEO's decision-making power. The Board guides Finnair's sustainability work by setting performance objectives for Finnair's Executive Board and CEO. The Board receives regular updates from the Executive Board on Finnair's sustainability targets, initiatives, and their progress, as well as from the Audit Committee on the status and processes of sustainability reporting. The Board members also have access to expertise and training through Finnair's internal subject matter experts and training platforms.

The Executive Board

The Finnair Executive Board and CEO are accountable for conducting business in accordance with Finnair's values and policies, effectively managing sustainability matters, and approving major sustainability-related investments and resource allocations. The Executive Board is also involved in the assessment and approval of sustainability impacts, risks, and opportunities as part of the DMA. The Executive Board is responsible for setting sustainability targets and priorities in alignment with the objectives set by the Board and is regularly briefed on material sustainability matters by the Sustainability Leadership Team (SLT). The Executive Board also reviews and provides guidance on key sustainability decisions, targets, and initiatives proposed by the SLT. The Executive Board, having responsibility to steer Finnair in accordance with the company-level strategy, routinely evaluates trade-offs between sustainability impacts, risks, and opportunities to ensure alignment with Finnair's long-term goals and sustainability commitments while fulfilling the company's strategic objectives.

The Executive Board members possess expertise related to Finnair's material sustainability matters and impacts, risks, and opportunities through their current and past roles in companies, committees, and boards. The Executive Board members also have access to expertise and training through Finnair's internal subject matter experts and training platforms.

Sustainability Leadership Team (SLT)

The SLT consists of Executive Board members (2025: 6) and Finnair's Vice President Sustainability. The SLT is accountable for reviewing and aligning Finnair's sustainability targets and initiatives with the company's overall strategy and business objectives. The SLT reports to the Executive Board on progress against sustainability targets, the status of ongoing initiatives, and material matters requiring attention or decisions on behalf of the Executive Board. The SLT is responsible for developing and endorsing sustainability policies, initiatives and targets, and suggests sustainability priorities to the Executive Board based on given guidance. The SLT is also responsible for updating and reviewing the DMA and ensuring appropriate management of sustainability impacts, risks, and opportunities.

Business area Leadership Teams

Finnair's business area Leadership Teams are dedicated forums for different functions within Finnair, including Operations, Revenue, Customer, People & Culture, Finance, and Digital Services. The Leadership Teams are accountable for the implementation of their respective sustainability targets and development items into day-to-day operations and reporting on progress and potential challenges to the Sustainability Leadership Team.

Working groups

Within Finnair there are cross-organisational working groups focusing on environmental, social, and governance topics. The working groups are responsible for developing and proposing specific sustainability initiatives and metrics

Business model and operating environment
Financial performance in 2025
Financial position and capital expenditure
Fleet
Strategy
Changes in company management
Shares and shareholders
Shareholder return policy and the Board's proposal for the distribution of profit
Risk management
Significant risks and uncertainties
Seasonal variation and sensitivities in business operations
Outlook and guidance
Events after the period
Performance indicators classified as alternative performance measures
Reconciliation of performance indicators classified as alternative performance measures
Other performance indicators

Sustainability Report
- General information
- Environmental information
- Social information
- Governance information

related to their focus area and monitoring progress on these. The working groups are also responsible for ensuring that the sustainability initiatives and metrics are practical and achievable. The working groups report on progress and potential challenges to the Sustainability Leadership Team regarding the initiatives and metrics and offer recommendations.

GOV-2 Information provided to and sustainability matters addressed by the undertaking's administrative, management and supervisory bodies

The Board and its Audit Committee are briefed at least quarterly by the Executive Board on matters pertaining to sustainability and sustainability reporting. The purpose of these briefings is to ensure that adequate administrative, risk management, and compliance procedures are in place for material sustainability matters, and that alignment with sustainability objectives and targets is maintained. The Executive Board is regularly updated by the SLT to ensure alignment with sustainability targets and sufficient resource allocation. The SLT also prepares the relevant materials presented to the Board by the Executive Board. The SLT convenes at least quarterly to review material sustainability matters and progress towards targets and, if necessary, makes adjustment to the established priorities and targets. For a description on informing the Board and its Audit Committee on matters related to sustainability reporting see *GOV-5 Risk management and internal controls over sustainability reporting*.

Sustainability matters presented to the Board, Audit Committee, and the Executive Board during the reporting period for review and approval included:

- Environmental and Energy Efficiency Policy update
- Preparation of the Sustainability Report in accordance with ESRS and the respective risk management and internal controls
- Energy transition and de-carbonisation roadmap
- Quarterly review of selected internal sustainability KPIs
- Human rights due diligence process
- Supply chain risk management
- Privacy matters

GOV-3 Integration of sustainability-related performance in incentives schemes

The aim of Finnair's incentive plans is to drive performance to support the achievement of Finnair's financial and strategic targets. Performance targets for the CEO and other members of the Executive Board are set by the Board. Long-term incentives (LTIs) are aimed at retaining the management and aligning their interests with those of the shareholders. Targets included in the Short-term Incentive (STI) plans for the CEO and other Executive Board members are set annually and include select targets related to financial, operational, personnel, customer or environmental impacts.

In 2025, the Board decided on the latest LTI plan for the years 2025–2027. The maximum number of participants the LTI 2025–2027 plan is 75. The sustainability performance metrics included in the LTI 2025–2027 plan are carbon emissions per revenue tonne kilometre (CO_2/RTK) with 10% weight and employee engagement score with 10% weight.

CO_2/RTK is a commonly used fuel efficiency metric in aviation, indicating carbon dioxide emissions per revenue tonne kilometre. It measures how much CO_2 is emitted for every tonne of paid passenger and cargo transported over one kilometre. A lower CO_2/ RTK value indicates greater fuel efficiency and less environmental impact, while a higher value indicates the opposite. For more information on the employee engagement score, see section *S1-5 Targets related to managing material negative impacts, advancing positive impacts, and managing material risks and opportunities*.

Business model and operating environment
Financial performance in 2025
Financial position and capital expenditure
Fleet
Strategy
Changes in company management
Shares and shareholders
Shareholder return policy and the Board's proposal for the distribution of profit
Risk management
Significant risks and uncertainties
Seasonal variation and sensitivities in business operations
Outlook and guidance
Events after the period
Performance indicators classified as alternative performance measures
Reconciliation of performance indicators classified as alternative performance measures
Other performance indicators

- **Sustainability Report**
  - General information
  - Environmental information
  - Social information
  - Governance information

GOV-4 Statement on due diligence

Core elements of due diligence	Paragraphs in the Sustainability Report
Embedding due diligence in governance, strategy, and business model	ESRS 2; GOV-1, GOV-2, GOV-3, SBM-3 Topical standards: S1-1, S2-1, S3-1, S4-1, G1-1
Engaging with affected stakeholders in all key steps of the due diligence	ESRS 2; GOV-2, SBM-2, IRO-1 Topical standards: S1-2, S2-2, S3-2, S4-2
Identifying and assessing adverse impacts	ESRS 2; IRO-1, SBM-3
Taking actions to address those adverse impacts	Topical standards: E1-3, E4-3, E5-2, S1-4, S2-4, S3-4, S4-4, G1-2, G1-3
Tracking the effectiveness of these efforts and communicating	Topical standards: E1-5, E4-4, E4-5, E5-3, S1-5, S2-5, S3-5, S4-5, G1-3

GOV-5 Risk management and internal controls over sustainability reporting

The Board is the most senior level body exercising oversight of the sustainability reporting process and has delegated some of its functions over to its Audit Committee, namely overseeing the quality of the sustainability reporting and the functioning of the related internal control and risk management systems. The Committee convenes quarterly and reports on their work to the Board.

Assessment of the risk management and internal controls system over sustainability reporting under the CSRD was carried out in 2024. The identified risks related to potential information silos affecting the timeliness and completeness of the reporting, potential lack of internal controls and management approval for sustainability reporting, and potentially unclear roles and responsibilities for data ownership. To address these risks, an internal governance model over sustainability reporting was established, detailing the roles and responsibilities of the involved actors and ensuring that the correct actors were involved at the right time and level during the reporting process.

The Finance unit's group accounting function is responsible for the accurate and timely reporting of Finnair's financial and sustainability information and ensuring adherence to the relevant standards. The group accounting function oversees data gathering and is responsible for compiling and publishing the financial and sustainability statements, in addition to facilitating the assurance process. The group accounting function is supported by relevant business units responsible for producing the information and data points reported and the development of internal processes to meet the reporting and analytics needs. Finnair's sustainability team, consisting of subject matter experts and led by Finnair's Vice President Sustainability, provides subject matter expertise on the reported sustainability matters and supports the business units by ensuring alignment with the ESRS Disclosure Requirements.

The group accounting function reports on the progress, risk management, and internal controls related to sustainability reporting to the Board's Audit Committee.

SBM-1 Strategy, business model and value chain

Finnair's principal groups of products and services include passenger and cargo transport across Europe, North America, Asia, and the Middle East, as well as package tours under its Oy Aurinkomatkat - Suntours Ltd Ab brand (hereafter "Aurinkomatkat"). During the reporting period, there were no significant changes to products, services, markets, or customer groups, and no bans on Finnair's products or services in markets it operates in. Finnair's workforce is primarily based in Finland, with employees also in Estonia, South Korea, Japan, in addition to several out-stationed workers globally. For a more detailed description of Finnair's own workforce, see *S1 Own workforce*.

Geographical area	Headcount of Finnair employees
Europe	5,481
Asia	195
North America	7
South America	0
Oceania	1
Africa	0

Business model and operating environment
Financial performance in 2025
Financial position and capital expenditure
Fleet
Strategy
Changes in company management
Shares and shareholders
Shareholder return policy and the Board's proposal for the distribution of profit
Risk management
Significant risks and uncertainties
Seasonal variation and sensitivities in business operations
Outlook and guidance
Events after the period
Performance indicators classified as alternative performance measures
Reconciliation of performance indicators classified as alternative performance measures
Other performance indicators

- **Sustainability Report**
  - General information
  - Environmental information
  - Social information
  - Governance information

Finnair is committed to advancing its performance across all material sustainability dimensions by effectively managing environmental and social impacts through cross-functional collaboration and stakeholder engagement. These efforts are underpinned by the company's financial resilience and continued business development needed to enable the investments necessary to deliver long-term sustainable value.

Finnair's most significant environmental impact is the direct emissions of its aircraft, known as Scope 1 emissions. Finnair's emission reduction target has been validated by the Science Based Targets initiative (SBTi). In line with the Paris Agreement and the SBTi requirements, Finnair's target is to reduce the emissions intensity of its flights by 34.5% by the year 2033, compared to 2023 baseline. In line with SBTi requirements, Finnair focuses on reducing the direct emissions of its own operations. This requires substantial measures, including increased use of sustainable aviation fuel (SAF), fleet modernisation, and enhanced operational efficiency. These actions require significant investments and underscore the importance of financial health as a prerequisite for the transformation. In addition, collaboration and mutual efforts with stakeholders such as suppliers, airports, regulatory bodies, governments, and customers is required to enable the systemic change needed.

Finnair acknowledges that available strategies to pursue these measures are subject to various uncertainties and risks. Notably, there are concerns about the availability and price trajectory of SAF, procurement of new-generation aircraft, and uncertainty regarding policy frameworks. These factors pose potential challenges that may impact Finnair's plans.

Finnair is committed to protecting the air bridge from one of the world's northernmost air traffic hubs to the world and recognises the crucial role of aviation in ensuring social cohesion, connectivity, and access to internal markets for all regions. However, Finnair also acknowledges the role of the emissions resulting from aviation as a contributor to global climate change, which necessitates action and commitment to reducing Finnair's carbon footprint. These efforts are also necessary to ensure the future availability of the benefits that air travel provides to people and businesses.

Another material impact for Finnair is social sustainability as it pertains to its own workforce, value chain workers, affected communities, and customers. Finnair is committed to ensuring the health and safety of its employees and customers, while fostering an environment of equality, non-discrimination, and diversity within the workplace and in all interactions with customers, partners, and other stakeholders. Finnair continues to focus on developing its company culture and investing in its people to improve employee competence, as well as employee and customer engagement. Finnair develops its understanding of human rights risks throughout its value chain and in the communities in which it operates. This work encompasses also environmental risks, as these can have significant human rights implications in the form of exacerbated climate change, pollution, biodiversity loss, and water scarcity.



Business model and operating environment
Financial performance in 2025
Financial position and capital expenditure
Fleet
Strategy
Changes in company management
Shares and shareholders
Shareholder return policy and the Board's proposal for the distribution of profit
Risk management
Significant risks and uncertainties
Seasonal variation and sensitivities in business operations
Outlook and guidance
Events after the period
Performance indicators classified as alternative performance measures
Reconciliation of performance indicators classified as alternative performance measures
Other performance indicators

- **Sustainability Report**
  - General information
  - Environmental information
  - Social information
  - Governance information

Finnair published its Policy Commitment to Human Rights on the company's website in January 2025. The Policy Commitment is based on the UN Guiding Principles on Business and Human Rights and the OECD Guidelines for Multinational Enterprises. The Policy Commitment includes a human rights commitment and descriptions of the due diligence process, which is intergrated into Finnair's Internal Control Framework. The due diligence process includes the assessment of potential and actual human rights risks for own workforce, value chain workers, affected communities, and consumers and end-users. The process also includes the prevention and mitigation of identified risks, appropriate remedy and grievance processes, stakeholder engagement, and monitoring and communication on progress. This work requires continuous dedication of internal resources to identify and assess material risks affecting stakeholder groups across Finnair's own operations and value chain, and to further develop and embed due diligence processes into governance structures and day-to-day operations. Due diligence is an inherently iterative process, and Finnair therefore continuously enhances its approach and communicates on progress externally, for example through its annual Sustainability Report.

Business model and value chain

Finnair's business model is built around a global network connecting to its home hub, the Helsinki-Vantaa airport, offering connections to Europe, North America, Asia, and the Middle East. Finnair's membership in the **one**world alliance and in the Siberian and Atlantic Joint Businesses expands its global network while creating operational efficiencies and consumer benefits. Finnair's subsidiary Nordic Regional Airlines Oy (Norra) operates a fleet of 24 aircraft leased from Finnair Aircraft Finance Oy under a purchased traffic agreement to serve Finnair's network. Danish Air Transport (DAT) owns 60% of the shares in Norra's Swedish holding company, Nordic Regional Airlines AB, and Finnair owns the remaining 40%.

Finnair's primary revenue sources include passenger ticket sales, ancillary services, travel services, and Finnair Cargo's logistics services. In terms of material inputs in its own operations, Finnair's most critical asset is its aircraft fleet. Other key material inputs encompass its home hub facilities, along with maintenance materials and equipment, and aviation fuel as a vital input for the fleet's operation. Finnair sustains its own operations and delivers products and services by investing in its own workforce across flight operations, technical, ground, cargo, catering and customer services, and various corporate roles. Finnair also procures certain important operational services from strategic partners, such as the ground handling services in Helsinki-Vantaa airport, cargo terminal handling services, engine and component services and IT services.

Finnair acquires its aircraft from both aircraft manufacturers and lessors. The aviation fuel necessary for operations is secured through direct fixed-term purchases from fuel suppliers and resellers. Finnair hedges its fuel purchases within the hedging policy set by the Board. In addition, voluntary SAF is acquired through spot purchasing, which involves buying fuel at market rates, rather than through prearranged contracts. Finnair is also subject to SAF mandates through its fixed-term fuel agreements.

Finnair's workforce consists primarily of its own employees, most of whom are based in Finland. In addition, Finnair's workforce includes leased cabin crew members, who are considered non-employees under the ESRS framework. For a detailed description of Finnair's own workforce, see *S1 Own workforce*.

Finnair's material outputs include passenger transportation and related ancillary services, Aurinkomatkat package tours, and logistics services provided by Finnair Cargo. As a listed company, Finnair also creates value for investors and shareholders. For an illustration of Finnair's upstream and downstream value chain, its position within the value chain, and the location of its material impacts, risks, and opportunities, see the following page.

Business model and operating environment
Financial performance in 2025
Financial position and capital expenditure
Fleet
Strategy
Changes in company management
Shares and shareholders
Shareholder return policy and the Board's proposal for the distribution of profit
Risk management
Significant risks and uncertainties
Seasonal variation and sensitivities in business operations
Outlook and guidance
Events after the period
Performance indicators classified as alternative performance measures
Reconciliation of performance indicators classified as alternative performance measures
Other performance indicators

- **Sustainability Report**
  - General information
  - Environmental information
  - Social information
  - Governance information

Finnair's value chain and location of material impacts, risks, and opportunities

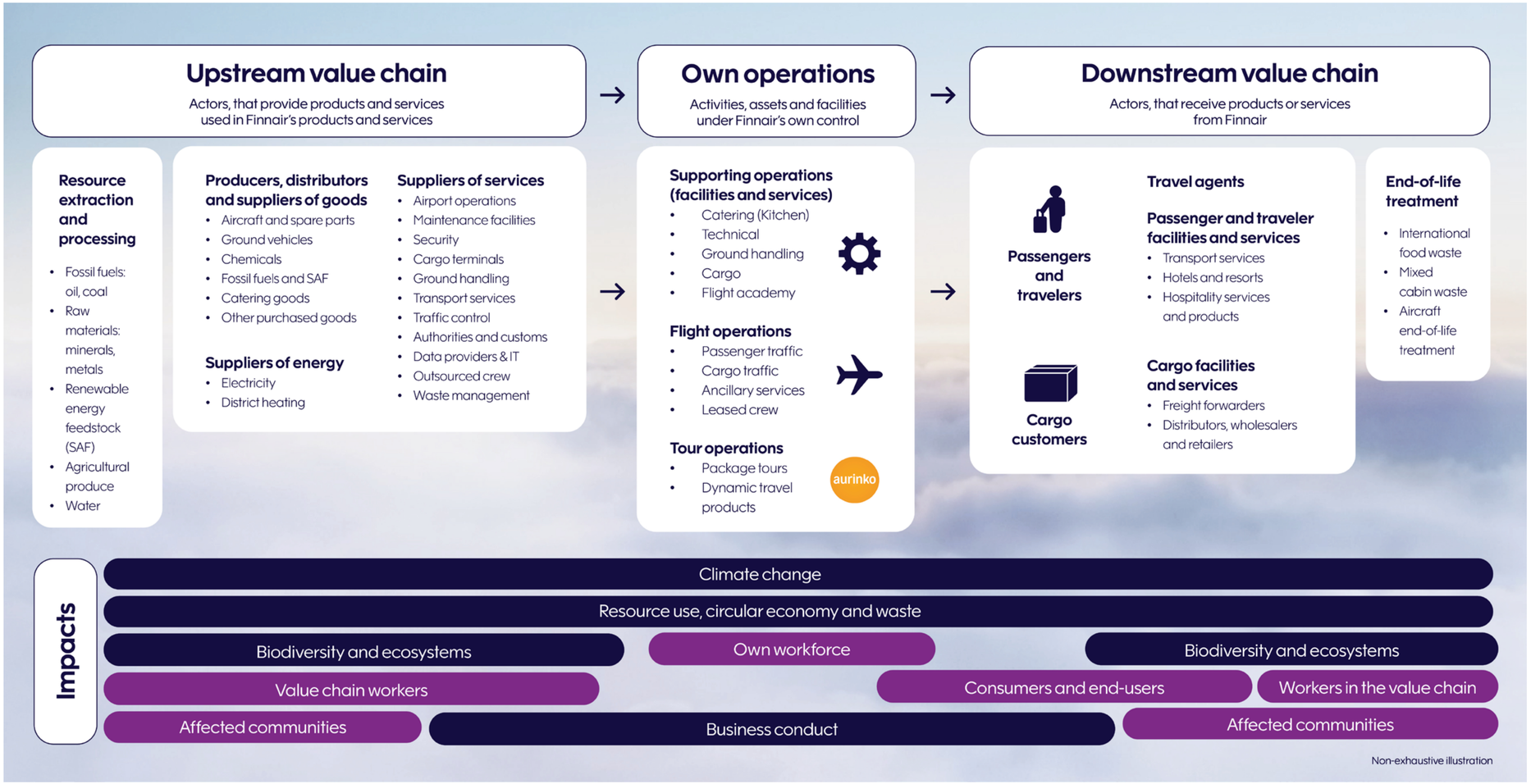

Business model and operating environment
Financial performance in 2025
Financial position and capital expenditure
Fleet
Strategy
Changes in company management
Shares and shareholders
Shareholder return policy and the Board's proposal for the distribution of profit
Risk management
Significant risks and uncertainties
Seasonal variation and sensitivities in business operations
Outlook and guidance
Events after the period
Performance indicators classified as alternative performance measures
Reconciliation of performance indicators classified as alternative performance measures
Other performance indicators

- **Sustainability Report**
  - General information
  - Environmental information
  - Social information
  - Governance information

SBM-2 Interests and views of stakeholders

Stakeholder group	How is engagement organised?	What is the purpose of the engagement?	How are outcomes taken into account?
Own workforce	• Cooperation with elected OHS representatives and employee representatives • Cooperation with personnel representatives in Corporate Council • Unit and team meetings, Townhalls, biannual Finnair Voice -surveys	• Including employee interests and views in decision-making and management • Supporting professional growth and skill development • Enabling feedback and discussion on issues relevant to employees' work, wellbeing, health, and safety	• Modification or creation of policies and action plans related to own workforce, e.g., Finnair's One Crew People Plan, occupational health and safety action plan
Customers, consumers, and end-users	• Customer service channels, feedback, and surveys • Finnair Customer Community, Aurinkoheimo community, Finnair Plus events • Finnair's official social media channels	• Incorporating feedback in service and product development • Providing assistance throughout the customer journey • Enabling feedback and discussion on issues relevant to customers	• New features in product and service development/design • Internal communication, e.g., instructions, training, awareness campaigns
Suppliers and workers in the value chain	• Contract negotiation and management • Supplier Code of Conduct • Supplier screening, surveys, and audits	• Ensuring effective cooperation • Ensuring Code of Conduct compliance • Performance of KYC and risk management procedures	• Factoring sustainability risks into supplier screening • Increasing understanding of existing and prospective suppliers' sustainability performance
Affected communities	• External communication via press releases, official social media channels, and company website • Cooperation with Destination Management Companies, hotel partners, and regional organisations • Helsinki-Vantaa airport cooperation group for aircraft noise management	• Providing information to affected communities and receiving feedback • Ensuring prerequisites for Finnair's operations in destination countries and cities • Compliance with local regulation	• Training on sustainable tourism and participating in community development projects in Aurinkomatkat beach resort destinations • Monitoring of noise levels and traffic planning at Helsinki-Vantaa airport

Business model and operating environment
Financial performance in 2025
Financial position and capital expenditure
Fleet
Strategy
Changes in company management
Shares and shareholders
Shareholder return policy and the Board's proposal for the distribution of profit
Risk management
Significant risks and uncertainties
Seasonal variation and sensitivities in business operations
Outlook and guidance
Events after the period
Performance indicators classified as alternative performance measures
Reconciliation of performance indicators classified as alternative performance measures
Other performance indicators

- **Sustainability Report**
  - General information
  - Environmental information
  - Social information
  - Governance information

Stakeholder group	How is engagement organised?	What is the purpose of the engagement?	How are outcomes taken into account?
Shareholders and investors	• Annual, half-year, and interim reporting, stock exchange and press releases • Annual General Meetings, investor, analyst, and media meetings • ESG ratings	• Providing timely and accurate information to shareholders and investors • Engaging with existing stakeholders and investors and enabling feedback • Acquiring new investors	• Consideration of investor and shareholders' views and contemporary market trends in decision-making • Increasing availability of ESG data through ESG rating participation and publishing the Sustainability Report
Authorities, regulators and government	• Dialogue with local, national, EU-level authorities and governments, and authorities in Finland and in destination and/or overflight countries	• Ensuring compliance with relevant regulation, adjusting operations, and reporting accordingly • Advocating Finnair's position and influencing decision-makers and regulatory entities	• Adjustments and changes in operations and reporting practices to ensure compliance
Partnerships, alliances, associations and R&D	• Membership in IATA and A4E, membership in SMAL and participation in SMAL Sustainable Tourism working group • **one**world alliance and Joint Businesses • Cooperation with Finavia, educational institutions, and companies	• Sharing information and best practices • Enabling innovation through industry cooperation (e.g., sustainable fuels, advancement of aircraft technology) • Industry-level alignment on sustainability objectives	• Increased alignment on approach to policy advocacy and initiatives
General public and media	• External communication via press releases, conferences, interviews, and events • Communication via official social media channels and company website • Finnair Media Desk	• Providing timely and accurate information to media outlets and the public • Amplifying customer communications in case of disruptions • Providing transparent and clear sustainability information	• Development of internal instructions for sustainability communication
Intergovernmental and non-profit organisations	• Communication on Progress (CoP), Carbon Disclosure Project (CDP), SBTi commitment • Cooperation with WWF, UNICEF, Finnish Red Cross, Cancer Society of Finland, Finnish Association of People with Physical Disabilities, All For Blue, and Green Key	• Communication of efforts to reduce negative environmental impacts and create positive social impact • Sharing of information and best practices • Supporting human rights, disaster relief, wildlife, projects for sustainability cooperation	• Setting of Science Based Target for the year 2033 • Participation in charity and awareness campaigns

Business model and operating environment
Financial performance in 2025
Financial position and capital expenditure
Fleet
Strategy
Changes in company management
Shares and shareholders
Shareholder return policy and the Board's proposal for the distribution of profit
Risk management
Significant risks and uncertainties
Seasonal variation and sensitivities in business operations
Outlook and guidance
Events after the period
Performance indicators classified as alternative performance measures
Reconciliation of performance indicators classified as alternative performance measures
Other performance indicators

Sustainability Report
- General information
- Environmental information
- Social information
- Governance information

Finnair continuously assesses its key stakeholders' input and is prepared to adapt its operations and strategy in alignment with evolving external expectations. For a description of how the interests and views of Finnair's key stakeholders were taken into consideration in the double materiality assessment process see *IRO-1 Description of the process to identify and assess material impacts, risks and opportunities*. Finnair's Board and its relevant Committees, Executive Board, and SLT are regularly informed on the views and interests of affected stakeholders as part of briefings, as described under *GOV-2 Information provided to and sustainability matters addressed by the undertaking's administrative, management and supervisory bodies*.

SBM-3 Material impacts, risks and opportunities and their interaction with strategy and business model

Identified material sustainability matter	Type
E1 Climate change: Climate change mitigation	
GHG emissions in own operations (Scope 1 and 2)	Negative impact
GHG emissions in value chain (Scope 3)	Negative impact
Non-CO_2 emissions from own operations	Negative impact
Risk of increasing regulatory obligations	Risk
Risks from transitioning to fossil-free aviation	Risk
Risk of increasing fines and litigation	Risk
Risk of losing reputation and declining market demand	Risk
Proactive adoption of sustainability practices to reduce GHG emissions	Opportunity
Enhanced sources of capital, revenue, and cost-savings through sustainability	Opportunity
Collaboration in the value chain	Opportunity
E1 Climate change: Energy	
Fuel and energy consumption in air transport	Negative impact
Investment in advanced technology and maintenance practices	Opportunity
E1 Climate change: Climate change adaptation	
Operations in areas vulnerable to impacts of climate change	Risk

Business model and operating environment
Financial performance in 2025
Financial position and capital expenditure
Fleet
Strategy
Changes in company management
Shares and shareholders
Shareholder return policy and the Board's proposal for the distribution of profit
Risk management
Significant risks and uncertainties
Seasonal variation and sensitivities in business operations
Outlook and guidance
Events after the period
Performance indicators classified as alternative performance measures
Reconciliation of performance indicators classified as alternative performance measures
Other performance indicators

- **Sustainability Report**
  - General information
  - Environmental information
  - Social information
  - Governance information

Identified material sustainability matter	Type
E4 Biodiversity and ecosystems: Direct impact drivers of biodiversity loss	
Adverse impacts of the feedstock production for renewable fuel	Negative impact
Risk of increasing regulation on the supply of renewable feedstock and transparency on SAF production	Risk
E5 Resource use and circular economy: Resource inflows, including resource use	
Use of virgin resources and depletion of natural resources	Negative impact
Decreased need for virgin resources	Opportunity
E5 Resource use and circular economy: Waste	
Waste generation and non-recycling	Negative impact
S1 Own workforce: Working conditions	
Impact of shiftwork and exposure and load factors on employees	Negative impact
Increasing employee health, wellbeing, and motivation	Positive impact
Risk of strikes and other work-related disruptions	Risk
Strong employer brand	Opportunity
Flexible and local agreement on terms of employment	Opportunity
S1 Own workforce: Equal treatment and opportunities for all	
Inclusive working environment increasing employee health, wellbeing, and motivation	Positive impact
Improved skills and career development of employees	Positive impact
S2 Workers in the value chain: Working conditions, equal treatment and opportunities for all, and other work-related rights	
Negative human rights impacts related to working conditions and equality in the supply chain and outsourced operations	Negative impact
Increased supplier engagement and ethical sourcing	Positive impact
Risk of strikes and other work-related disruptions in the value chain	Risk

Business model and operating environment
Financial performance in 2025
Financial position and capital expenditure
Fleet
Strategy
Changes in company management
Shares and shareholders
Shareholder return policy and the Board's proposal for the distribution of profit
Risk management
Significant risks and uncertainties
Seasonal variation and sensitivities in business operations
Outlook and guidance
Events after the period
Performance indicators classified as alternative performance measures
Reconciliation of performance indicators classified as alternative performance measures
Other performance indicators

- **Sustainability Report**
  - General information
  - Environmental information
  - Social information
  - Governance information

Identified material sustainability matter	Type
S3 Affected communities: Communities' economic, social, and cultural rights	
Contribution to overtourism	Negative impact
Noise pollution from own air transport operations	Negative impact
Contribution to Finland's regional development, cultural exchange, diplomacy, and cooperation between peoples	Positive impact
Contribution to economic activity and job creation in local communities and abroad	Positive impact
Risk of stricter noise reduction regulation	Risk
S4 Consumers and end-users: Social inclusion of consumers and/or end- users	
Distress and a sense of discrimination due to failure to ensure accessibility	Negative impact
Negative impacts related to vague or distorted sustainability communication and SAF marketing	Negative impact
Transparent sustainability communication and SAF marketing	Opportunity
Negative impacts related to failures in punctual departures	Negative impact
S4 Consumers and end-users: Information-related impacts for consumers and/or end-users	
Negative impacts related to personal data security breaches	Negative impact
Risk of data security breaches	Risk
S4 Consumers and end-users: Personal safety of consumers and/or end-users	
Negative impacts related to health and safety of customers	Negative impact
Potential for an individual to fall victim to human trafficking	Negative impact
G1 Business conduct: Corporate culture, protection of whistleblowers, animal welfare, corruption and bribery	
Illegal Wildlife Trafficking	Negative impact
Unethical business conduct and violations of principles	Negative impact
Risk of reputational damage from unethical business conduct and violations of principles	Risk
Government and institutional relations management	Opportunity
G1 Business conduct: Management of relationships with suppliers including payment practices	
Preferred partner for suppliers through good and fair relationship management	Opportunity

Business model and operating environment
Financial performance in 2025
Financial position and capital expenditure
Fleet
Strategy
Changes in company management
Shares and shareholders
Shareholder return policy and the Board's proposal for the distribution of profit
Risk management
Significant risks and uncertainties
Seasonal variation and sensitivities in business operations
Outlook and guidance
Events after the period
Performance indicators classified as alternative performance measures
Reconciliation of performance indicators classified as alternative performance measures
Other performance indicators

- **Sustainability Report**
  - General information
  - Environmental information
  - Social information
  - Governance information

For a detailed description of the identified material impacts, risks, and opportunities and their interaction with Finnair's strategy and business model, see the corresponding material topical standard in this Sustainability Report: *E1 Climate change, E4 Biodiversity and ecosystems, E5 Resource use and circular economy, S1 Own workforce, S2 Workers in the value chain, S3 Affected communities, S4 Consumers and end-users, G1 Business conduct*.

For description on the process of identifying material impacts, risks, and opportunities see section *IRO-1 Description of the process to identify and assess material impacts, risks and opportunities* below.

During the reporting period, Finnair has not performed qualitative or quantitative analysis of its business model and strategy's resilience or capacity to address all identified impacts and risks, or the ability to pursue all identified opportunities. However, Finnair has developed an understanding of its resilience against specific impacts and risks, and ability to pursue specific opportunities, namely climate-related impacts, risks, and opportunities through participation in the Carbon Disclosure Project (CDP) which is aligned with the Task Force on Climate-related Financial Disclosures (TCFD) recommendations for reporting on climate-related risks and opportunities. For breakdown, see *E1-1 Transition plan as part of business strategy and financial planning*. For breakdown of costs inflicted by industrial action, see *S1-4 Collective bargaining*. For the remaining identified material risks and opportunities Finnair has not assessed the current financial effects on its financial position, performance, or cash flows, nor evaluated potential material adjustments to assets and liabilities in the next reporting period, due to the uncertainty associated with predicting and quantifying financial impacts of sustainability-related risks and opportunities at this stage.

No entity-specific disclosures have been reported under this Sustainability Report; all material impacts, risks, and opportunities are covered by ESRS Disclosure Requirements.

IRO-1 Description of processes to identify and assess material impacts, risks and opportunities

The process to identify, assess, and manage sustainability-related impacts and risks is integrated into Finnair's overall internal control and risk management systems, similarly to other topics that pose impacts or risks to Finnair.

Double materiality assessment

Finnair carried out its DMA process according to ESRS requirements for the first time in 2023, encompassing a contextual analysis based on previous materiality assessments, public and internal sources, stakeholder interviews and surveys, internal impact and financial materiality assessments, and working group discussions. The process followed the principles of internal control and risk management confirmed by the Board and the results were validated by the Board.

The process of conducting the first DMA is described in this section of the report. Finnair has since then on two occasions conducted an internal review of the 2023 DMA results, using similar materiality scoring methods as in the first DMA, with resulting changes approved by the Board.

As a result of an internal review conducted in 2024, matters concerning aircraft noise were moved under *S3 Affected communities*, and thus E2 Pollution was deemed no longer material, since remaining pollution-related impacts, risks, and opportunities were assessed as non-material in Finnair's own operations and value chain. Finnair again reviewed its material sustainability matters for the 2025 reporting period. In this review, the negative impact of non-CO_2 emissions resulting from Finnair's own operations was included as material under *E1 Climate change*. The negative impact of Scope 1 and 2 emissions was separated from the negative impact of Scope 3 emissions, as these are addressed in fundamentally different ways. The previously identified negative impact related to excessive tourism in areas vulnerable to climate change was determined a social matter and moved under *S3 Affected communities* where impacts of overtourism are addressed. The exacerbation of climate change was redefined as a financial risk as Finnair may need to adapt its operations and business model to climate-related impacts such as extreme weather and value chain disruptions. Due to development of due diligence processes and internal controls, the financial risk previously linked to the EU Corporate Sustainability Due Diligence Directive was no longer deemed material under *S2 Workers in the value chain*. Under *S3 Affected communities* the negative

Business model and operating environment
Financial performance in 2025
Financial position and capital expenditure
Fleet
Strategy
Changes in company management
Shares and shareholders
Shareholder return policy and the Board's proposal for the distribution of profit
Risk management
Significant risks and uncertainties
Seasonal variation and sensitivities in business operations
Outlook and guidance
Events after the period
Performance indicators classified as alternative performance measures
Reconciliation of performance indicators classified as alternative performance measures
Other performance indicators

Sustainability Report
- General information
- Environmental information
- Social information
- Governance information

impact of overtourism was included as a material topic based on Finnair's assessment of human rights risks in its value chain, which include the potential and actual impacts on communities economic, social, and cultural rights. Under *S4 Consumers and end-users* impacts related to accessibility and non-discrimination were consolidated into a single negative impact due to potential failure to ensure accessibility of Finnair's products and services. The financial risk from a global pandemic is currently not considered material and was removed. Finally, the topic of political engagement and lobbying activities under *G1 Business conduct* was re-evaluated as a material topic in the form of potential and actual financial opportunities resulting from governmental and institutional relations management.

For detailed descriptions of the identified material impacts, risks, and opportunities, see the respective topical standards.

Contextual analysis and stakeholder engagement

A contextual analysis was conducted to understand the context and starting point for the DMA. The aim was to screen the most relevant sustainability matters to which most material impacts, risks, and opportunities in Finnair's value chain and the aviation industry were connected. The analysis was based on publicly available and internal materials, broader sustainability trends in the media, relevant regulation, sector-specific frameworks, and industry publications and benchmarks. The resulting preliminary list of potentially material sustainability matters served as basis for targeted stakeholder interviews and surveys. The stakeholders involved included Finnair employees, consumers and corporate customers, suppliers and business partners, investors, analysts and owners, governmental and/or municipal authorities, and non-governmental organisations. The stakeholders' views informed the subsequent assessment of material impacts, risks, and opportunities.

Identifying sustainability-related impacts, risks and opportunities

The contextual analysis identified a range of actual and potential positive and negative impacts on people and the environment arising from Finnair's own operations and its business relationships across the value chain. Features of Finnair's value chain were considered in terms of key inputs and outputs, key supplier types, facilities, services, and assets required for operations. Some of the identified impacts were assessed as giving rise to associated risks and opportunities and to further result in current or anticipated financial effects. Additionally, some risks and opportunities were seen as stemming from regulatory developments, such as changes in regulation limiting emissions and pollution, potentially affecting resource availability (e.g., fuels, critical raw materials) and requiring significant capital expenditure (e.g., energy transition, low-carbon technologies).

Assessment and determination of material impacts, risks and opportunities

The materiality of the identified impacts, risks, and opportunities was assessed in accordance with the principles of the standards (ESRS 1, Chapter 3). The severity of the negative and positive effects (taking into account the scale, scope and, in the case of negative effects, the irremediable character of the impact), the magnitude of the financial impacts of the risks and opportunities, as well as the likelihood of their respective occurrences were each assessed on a scale from 1 to 5. The product of the severity/magnitude scores and the corresponding likelihood scores formed the total materiality scores of each sustainability topic, by which a quantitative materiality prioritisation of the identified items was made. The median value of all the materiality scores was employed as the initial quantitative threshold for determining the materiality of a single sustainability topic (impact, risk, or opportunity). After further discussion and analysis in validation meetings with Finnair's Executive Board, qualitative materiality adjustments were made for individual impacts, risks, and opportunities, resulting in the final list of material topics.

For the topic of *E1 Climate change*, Finnair has conducted systemic enterprise-level risk assessments and scenario-based climate risk assessments, which were utilised in identifying climate related impacts, risks, and opportunities in the DMA. Finnair has implemented a systematic Enterprise Risk Management (ERM) process based on the COSO ERM framework, considering potential risks, climate-related risks and their potential significant financial impacts. Within the ERM process, Finnair follows the IATA environmental assessment program (IEnvA) requirements according to which all potential environmental risks and opportunities associated with environmental aspects, their impacts and likelihood, are evaluated. In its ERM process regarding environmental impacts Finnair complies with the

Business model and operating environment
Financial performance in 2025
Financial position and capital expenditure
Fleet
Strategy
Changes in company management
Shares and shareholders
Shareholder return policy and the Board's proposal for the distribution of profit
Risk management
Significant risks and uncertainties
Seasonal variation and sensitivities in business operations
Outlook and guidance
Events after the period
Performance indicators classified as alternative performance measures
Reconciliation of performance indicators classified as alternative performance measures
Other performance indicators

Sustainability Report
- General information
- Environmental information
- Social information
- Governance information

requirements of its certified Environmental Management System according to which environmental risks and opportunities must be assessed in terms of both their significance and probability.

A scenario-based climate risk assessment was conducted in 2022 and updated in 2023 and 2024. The process involved familiarising Finnair with future climate scenarios prepared by various third parties, identifying the associated risks and opportunities, and developing possible adaptation strategies. The first step of the assessment was to assess the external environment, with global warming, global policy initiatives such as the EU Fit for 55 package and changes in the market and economic conditions affected by events such as the COVID-19 pandemic and Russia's unlawful aggression in Ukraine. The assessment helped understand the broader context in which Finnair operates.

To guide the next phase of the assessment, questions of interest were defined in terms of key factors concerning operational risks caused by physical climate change, potential changes in customer behaviour and the extent of regulatory changes. At this stage, innovation opportunities, such as technology development and competitive advantages were also identified. By identifying the key factors, the assessment's focus could be narrowed to conduct a more detailed analysis. Key factors were divided into social, technological, economic, environmental, and political factors. Based on these, it was possible to formulate a baseline and reference level for analysing the future paths of the selected climate scenarios and their impacts.

Four different climate-scenarios were selected: IEA NetZero 2050, IEA APS, IPCC RCP2.6 and IPCC RCP8.5. Each scenario represents a different trajectory for the aviation industry based on different assumptions about technological developments, policy actions, and social and economic factors. For each scenario, the analysis addressed the different concerns, risks, and uncertainties related to the vision of the future and operational performance.

Finnair's climate-related scenario analysis also assessed transition risks based on the IEA's World Energy Outlook (WEO) scenarios, mainly the NetZero 2050 scenario, but considered also the Stated Policies scenario and the Sustainable Development scenario. Transition risks were assessed for short- (2023–2025), medium- (2026–2030), and long-term (2031–2040) with specific focus on the late 2020's and 2030 decade. The assessment considered aircraft energy efficiency, shift to renewable fuels, impact of consumer behaviour change, policy implications, and aircraft technology developments. The scenario analysis sought to identify and answer key questions related to climate change. The goal of the qualitative analysis has been to find the factors and parameters that most affect Finnair due to climate change. The qualitative analysis has been refined with a quantitative analysis of the factors that have the greatest impact on Finnair's operations and profitability. An example of this is the EU climate legislation amendment's entry into force (so-called Fit for 55 package).

Finnair's climate-related scenario analysis has assessed the physical risks based on the IPCC's RCP2.6 and RCP8.5 scenarios. The analysis has also made use of the IPCC's report; Climate Change 2021. The physical risks have been assessed for the short- (2023–2040), medium- (2041–2060), and long-term (2061–2100) with a more specific focus on the years 2030–2050-time scale. RCP8.5 has been chosen to predict the change that would result from the inability to find global consensus and policy ways to curb climate change from the current trend and leads to 4.5 degree temperature change. RCP2.6 represents a scenario in which policy decisions and commitments bring the direction of climate change in line with the objective of the Paris Agreement. No quantitative analysis of the effects of physical climate change has been performed.

The assessed physical risks are mainly related to sudden extreme weather conditions, which are typically operative risks and part of everyday risk mitigation actions in aviation. Acute physical climate risks could materialise as extreme weather events affecting the punctuality of flight operations, i.e., on-time performance. Based on Finnair's analysis, its Helsinki-Vantaa home hub would not suffer from acute physical risks of climate change to the same extent as its global competitors in general. Increased heavy snowfall could pose challenges to on-time performance. When comparing the RCP8.5 scenario with the RCP2.6 scenario, it can be concluded that physical climate change would lead to increased operational costs, due to an increase in irregularities and flight cancellations. Parts of Finnair's network may need to be re-evaluated due to chronic physical climate change impacts potentially influencing travel demand and passenger behaviour.

Business model and operating environment
Financial performance in 2025
Financial position and capital expenditure
Fleet
Strategy
Changes in company management
Shares and shareholders
Shareholder return policy and the Board's proposal for the distribution of profit
Risk management
Significant risks and uncertainties
Seasonal variation and sensitivities in business operations
Outlook and guidance
Events after the period
Performance indicators classified as alternative performance measures
Reconciliation of performance indicators classified as alternative performance measures
Other performance indicators

- **Sustainability Report**
  - General information
  - Environmental information
  - Social information
  - Governance information

Transition risks, in turn, focus on the low-carbon economy; primarily changes in policies, regulations and markets and their impact on Finnair's operations, reputation and finances. These risks are of a financial nature and are managed in strategic and financial operations. Both physical climate change and the low-carbon transition also present opportunities for Finnair. These are continuously evaluated and monitored in connection with Finnair's strategic review. According to the IEA's NetZero 2050 scenario, governments should invest in ways to increase the use of low-carbon fuels. Here, global cooperation is considered very important and a key factor for success. According to the scenario, it would also be important to agree on targeted measures where rapid reductions in global emissions can be achieved.

Low-carbon fuels are currently many times more expensive than fossil kerosene, so any mandates to use them should be carefully designed to avoid regional inequalities. The same applies to possible regulatory upward pressure on ticket prices (taxes). As stated in the IEA's NetZero 2050 scenario, international cooperation is needed to define a common direction and actions. Finnair's SAF strategy is generally highly dependent on Finnair's financial position to participate in supporting the development of the global SAF market. Finnair sees the energy transition not only as an expense, but as an opportunity to create added value and differentiate its services, thereby increasing their attractiveness on the market.

For the topic of *E4 Biodiversity and ecosystems*, potential biodiversity and ecosystem impacts and risks associated with increasing SAF use emerged as most material, outweighing impacts from other impacts, risks, and opportunities related to Finnair's own operations and value chain. These impacts and risks relate to the potential long-term impacts of land-use change resulting from cultivation of feedstock to produce SAF and the financial risk related to SAF availability. As the risk and negative impact identified specifically relate to the use of SAF, they are largely tied to SAF production, and therefore to the business relationship with suppliers from which Finnair acquires SAF. Risks and negative impacts are mitigated through the use of certified suppliers who comply with recognised sustainability standards. No positive impacts, opportunities, or direct material dependencies on biodiversity and ecosystem services were identified. Finnair's own operations are situated in proximity of its Helsinki-Vantaa home hub which is not considered a biodiversity-sensitive area. Impacts of climate change on biodiversity in short-, medium-, and long-term time horizons was recognised, but all disclosures related to climate change impacts are reported under *E1 Climate change*.

For the topic of *E5 Circular economy and resource use* two negative impacts and one opportunity were identified. No risks were identified. When assessing the resource use and circular economy aspects, Finnair evaluated material use and waste management in its own operations related to flights, ground operations, cargo, catering, maintenance, and facility management. In evaluation of the upstream value chain, the emphasis was on aircraft and spare parts manufacturers and providers of catering goods. Affected communities were consulted in the form of a stakeholder survey. Food and beverage used in catering services is the biggest category of materials used in term of quantity. Chemicals form the second largest category of materials used, and were considered material, as they represent the biggest category of hazardous waste. In terms of specific activities, business relationships, geographies, or other factors that give rise to heightened risk of adverse impacts, the lack of visibility or control over the recycling of waste in Finnair's destination hubs poses challenges for the overall recycling rate of produced waste.

As a result of the DMA, the topics of E2 Pollution and E3 Water and marine resources were determined non-material for Finnair. Finnair's pollution-related impacts were determined as non-material in its own operations at Helsinki-Vantaa home hub site location, and along its value chain. Finnair's water and marine resource-related impacts were determined as non-material in its own operations at Helsinki-Vantaa home hub site location and along its value chain, as Finnair does not have significant operations in geographical areas where water is a material issue nor do its operations or services materially impact marine resources.

Business model and operating environment
Financial performance in 2025
Financial position and capital expenditure
Fleet
Strategy
Changes in company management
Shares and shareholders
Shareholder return policy and the Board's proposal for the distribution of profit
Risk management
Significant risks and uncertainties
Seasonal variation and sensitivities in business operations
Outlook and guidance
Events after the period
Performance indicators classified as alternative performance measures
Reconciliation of performance indicators classified as alternative performance measures
Other performance indicators

- **Sustainability Report**
  - General information
  - Environmental information
  - Social information
  - Governance information

IRO-2 Disclosure requirements in ESRS covered by the undertaking's Sustainability Report

List of the Disclosure Requirements complied with in preparing the Sustainability Report

Disclosure Requirement		Section	Page number	Additional information
ESRS 2 General disclosures				
BP-1	General basis for preparation of the Sustainability Report	ESRS 2; BP-1	43	
BP-2	Disclosures in relation to specific circumstances	ESRS 2; BP-2	43	
GOV-1	The role of the administrative, management and supervisory bodies	ESRS 2; GOV-1	44	
GOV-2	Information provided to and sustainability matters addressed by the undertaking's administrative, management and supervisory bodies	ESRS 2; GOV-2	46	
GOV-3	Integration of sustainability-related performance in incentive schemes	ESRS 2; GOV-3	46	
GOV-4	Statement on due diligence	ESRS 2; GOV-4	47	
GOV-5	Risk management and internal controls over sustainability reporting	ESRS 2; GOV-5	47	
SBM-1	Strategy, business model and value chain	ESRS 2; SBM-1	47	
SBM-2	Interests and views of stakeholders	ESRS 2; SBM-2	51	
SBM-3	Material impacts, risks and opportunities and their interaction with strategy and business model	E1; SBM-3, E4; SBM-3, S1; SBM-3, S2; SBM-3, S3; SBM-3, S4; SBM-3	53	
IRO-1	Description of the processes to identify and assess material impacts, risks and opportunities	ESRS 2; IRO-1	56	
IRO-2	Disclosure requirements in ESRS covered by the undertaking's Sustainability Report	ESRS 2; IRO-2	60	
Environmental information				
ESRS E1 Climate change				
ESRS 2, GOV-3	Integration of sustainability-related performance in incentive schemes	ESRS 2; GOV-3	46	
E1-1	Transition plan for climate change mitigation	E1; E1-1	81	
ESRS 2, SBM-3	Material impacts, risks and opportunities and their interaction with strategy and business model	E1; SBM-3	84	
ESRS 2, IRO-1	Description of the processes to identify and assess material climate-related impacts, risks and opportunities	ESRS 2; IRO-1	56	
E1-2	Policies related to climate change mitigation and adaptation	E1; E1-2	91	
E1-3	Actions and resources in relation to climate change policies	E1; E1-3	92	
E1-4	Targets related to climate change mitigation and adaptation	E1; E1-4	93	
E1-5	Energy consumption and mix	E1; E1-5	96	
E1-6	Gross Scopes 1, 2, 3 and Total GHG emissions	E1; E1-6	97	
E1-7	GHG removals and GHG mitigation projects financed through carbon credits	E1; E1-7	101	
E1-8	Internal carbon pricing	E1; E1-8	102	

Business model and operating environment
Financial performance in 2025
Financial position and capital expenditure
Fleet
Strategy
Changes in company management
Shares and shareholders
Shareholder return policy and the Board's proposal for the distribution of profit
Risk management
Significant risks and uncertainties
Seasonal variation and sensitivities in business operations
Outlook and guidance
Events after the period
Performance indicators classified as alternative performance measures
Reconciliation of performance indicators classified as alternative performance measures
Other performance indicators

- **Sustainability Report**
  - General information
  - Environmental information
  - Social information
  - Governance information

Disclosure Requirement		Section	Page number	Additional information
E1-9	Anticipated financial effects from material physical and transition risks and potential climate-related opportunities	Disclosure requirement omitted as per ESRS 1 General requirements Appendix C		
ESRS E2 Pollution				
ESRS 2, IRO-1	Description of the processes to identify and assess material pollution-related impacts, risks and opportunities	Determined non-material		
E2-1	Policies related to pollution	Determined non-material		
E2-2	Actions and resources related to pollution	Determined non-material		
E2-3	Targets related to pollution	Determined non-material		
E2-4	Pollution of air, water and soil	Determined non-material		
E2-5	Substances of concern and substances of very high concern	Determined non-material		
E2-6	Anticipated financial effects from pollution-related impacts, risks and opportunities	Determined non-material		
ESRS E3 Water and marine resources				
ESRS 2, IRO-1	Description of the processes to identify and assess material water and marine resources-related impacts, risks and opportunities	Determined non-material		
E3-1	Policies related to water and marine resources	Determined non-material		
E3-2	Actions and resources related to water and marine resources	Determined non-material		
E3-3	Targets related to water and marine resources	Determined non-material		
E3-4	Water consumption	Determined non-material		
E3-5	Anticipated financial effects from water and marine resources-related impacts, risks and op-portunities	Determined non-material		
ESRS E4 Biodiversity and ecosystems				
E4-1	Transition plan and consideration of biodiversity and ecosystems in strategy and business model	E4; E4-1	103	
ESRS 2, SBM-3	Material impacts, risks and opportunities and their interaction with strategy and business model	E4; SBM-3	104	
ESRS 2, IRO-1	Description of processes to identify and assess material biodiversity and ecosystem-related impacts, risks and opportunities	ESRS 2; IRO-1	56	
E4-2	Policies related to biodiversity and ecosystems	E4; E4-2	104	
E4-3	Actions and resources related to biodiversity and ecosystems	E4; E4-3	104	
E4-4	Targets related to biodiversity and ecosystems	E4; E4-4	105	
E4-5	Impact metrics related to biodiversity and ecosystems change	E4; E4-5	105	
E4-6	Anticipated financial effects from biodiversity and ecosystem-related risks and opportunities	Disclosure requirement omitted as per ESRS 1 General requirements Appendix C		
ESRS E5 Resource use and circular economy				
ESRS 2, IRO-1	Description of the processes to identify and assess material resource use and circular econ-omy-related impacts, risks and opportunities	ESRS 2; IRO-1	56	
E5-1	Policies related to resource use and circular economy	E5; E5-1	106	
E5-2	Actions and resources related to resource use and circular economy	E5; E5-2	107	
E5-3	Targets related to resource use and circular economy	E5; E5-3	108	
E5-4	Resource inflows	E5; E5-4	108	

Business model and operating environment
Financial performance in 2025
Financial position and capital expenditure
Fleet
Strategy
Changes in company management
Shares and shareholders
Shareholder return policy and the Board's proposal for the distribution of profit
Risk management
Significant risks and uncertainties
Seasonal variation and sensitivities in business operations
Outlook and guidance
Events after the period
Performance indicators classified as alternative performance measures
Reconciliation of performance indicators classified as alternative performance measures
Other performance indicators

- **Sustainability Report**
  - General information
  - Environmental information
  - Social information
  - Governance information

Disclosure Requirement		Section	Page number	Additional information
E5-5	Resource outflows	E5; E5-5	109	
E5-6	Anticipated financial effects from resource use and circular economy-related impacts, risks and opportunities	Disclosure requirement omitted as per ESRS 1 General requirements Appendix C		
Social information				
ESRS S1 Own workforce				
ESRS 2, SBM-2	Interests and views of stakeholders	ESRS 2; SBM-2	51	
ESRS 2, SBM-3	Material impacts, risks and opportunities and their interaction with strategy and business model	S1; SBM-3	110	
S1-1	Policies related to own workforce	S1; S1-1	112	
S1-2	Processes for engaging with own workers and workers' representatives about impacts	S1; S1-2	113	
S1-3	Processes to remediate negative impacts and channels for own workers to raise concerns	S1; S1-3	114	
S1-4	Taking action on material impacts on own workforce, and approaches to mitigating material risks and pursuing material opportunities related to own workforce, and effectiveness of those actions	S1; S1-4	115	
S1-5	Targets related to managing material negative impacts, advancing positive impacts, and man-aging material risks and opportunities	S1; S1-5	118	
S1-6	Characteristics of the undertaking's employees	S1; S1-6	119	
S1-7	Characteristics of non-employee workers in the undertaking's own workforce	Disclosure requirement omitted as per ESRS 1 General requirements Appendix C		
S1-8	Collective bargaining coverage and social dialogue	S1; S1-8	120	
S1-9	Diversity metrics	S1; S1-9	120	
S1-10	Adequate wages	S1; S1-10	121	
S1-11	Social protection	Disclosure requirement omitted as per ESRS 1 General requirements Appendix C		
S1-12	Persons with disabilities	Disclosure requirement omitted as per ESRS 1 General requirements Appendix C		
S1-13	Training and skills development metrics	S1; S1-13	121	
S1-14	Health and safety metrics	S1; S1-14	122	
S1-15	Work-life balance metrics	S1; S1-15	122	
S1-16	Compensation metrics (pay gap and total compensation)	S1; S1-16	123	
S1-17	Incidents, complaints and severe human rights impacts	S1; S1-17	123	
ESRS S2 Workers in the value chain				
ESRS 2, SBM-2	Interests and views of stakeholders	ESRS 2; SBM-2	51	
ESRS 2, SBM-3	Material impacts, risks and opportunities and their interaction with strategy and business model	S2; SBM-3	124	
S2-1	Policies related to value chain workers	S2; S2-1	125	
S2-2	Processes for engaging with value chain workers about impacts	S2; S2-2	126	
S2-3	Processes to remediate negative impacts and channels for value chain workers to raise con-cerns	S2; S2-3	127	

Business model and operating environment
Financial performance in 2025
Financial position and capital expenditure
Fleet
Strategy
Changes in company management
Shares and shareholders
Shareholder return policy and the Board's proposal for the distribution of profit
Risk management
Significant risks and uncertainties
Seasonal variation and sensitivities in business operations
Outlook and guidance
Events after the period
Performance indicators classified as alternative performance measures
Reconciliation of performance indicators classified as alternative performance measures
Other performance indicators

- **Sustainability Report**
  - General information
  - Environmental information
  - Social information
  - Governance information

Disclosure Requirement		Section	Page number	Additional information
S2-4	Taking action on material impacts on value chain workers, and approaches to managing mate-rial risks and pursuing material opportunities related to value chain workers, and effectiveness of those action	S2; S2-4	127	
S2-5	Targets related to managing material negative impacts, advancing positive impacts, and man-aging material risks and opportunities	S2; S2-5	127	
ESRS S3 Affected communities				
ESRS 2, SBM-2	Interests and views of stakeholders	ESRS 2; SBM-2	51	
ESRS 2, SBM-3	Material impacts, risks and opportunities and their interaction with strategy and business model	S3; SBM-3	128	
S3-1	Policies related to affected communities	S3; S3-1	130	
S3-2	Processes for engaging with affected communities about impacts	S3; S3-2	130	
S3-3	Processes to remediate negative impacts and channels for affected communities to raise concerns	S3; S3-3	130	
S3-4	Taking action on material impacts on affected communities, and approaches to managing material risks and pursuing material opportunities related to affected communities, and effectiveness of those actions	S3; S3-4	131	
S3-5	Targets related to managing material negative impacts, advancing positive impacts, and man-aging material risks and opportunities	S3; S3-5	132	
ESRS S4 Consumers and end-users				
ESRS 2, SBM-2	Interests and views of stakeholders	ESRS 2; SBM-2	51	
ESRS 2, SBM-3	Material impacts, risks and opportunities and their interaction with strategy and business model	S4; SBM-3	133	
S4-1	Policies related to consumers and end-users	S4; S4-1	135	
S4-2	Processes for engaging with consumers and end-users about impacts	S4; S4-2	136	
S4-3	Processes to remediate negative impacts and channels for consumers and end-users to raise concerns	S4; S4-3	137	
S4-4	Taking action on material impacts on consumers and end-users, and approaches to managing material risks and pursuing material opportunities related to consumers and end-users, and effectiveness of those actions	S4; S4-4	138	
S4-5	Targets related to managing material negative impacts, advancing positive impacts, and man-aging material risks and opportunities	S4; S4-5	140	
Governance information				
ESRS G1 Business conduct				
ESRS 2, GOV-1	The role of the administrative, supervisory and management bodies	ESRS 2; GOV-1	44	
ESRS 2, IRO-1	Description of the processes to identify and assess material impacts, risks and opportunities	ESRS 2; IRO-1	56	
G1-1	Corporate culture and business conduct policies and corporate culture	G1; G1-1	141	
G1-2	Management of relationships with suppliers	G1; G1-2	143	
G1-3	Prevention and detection of corruption and bribery	G1; G1-3	144	
G1-4	Confirmed incidents of corruption or bribery	G1; G1-4	144	
G1-5	Political influence and lobbying activities	G1; G1-5	145	
G1-6	Payment practices	G1; G1-6	145	

Business model and operating environment
Financial performance in 2025
Financial position and capital expenditure
Fleet
Strategy
Changes in company management
Shares and shareholders
Shareholder return policy and the Board's proposal for the distribution of profit
Risk management
Significant risks and uncertainties
Seasonal variation and sensitivities in business operations
Outlook and guidance
Events after the period
Performance indicators classified as alternative performance measures
Reconciliation of performance indicators classified as alternative performance measures
Other performance indicators

- **Sustainability Report**
  - General information
  - Environmental information
  - Social information
  - Governance information

Appendix B. List of datapoints in cross-cutting and topical standards that derive from other EU legislation

Disclosure Requirement	Related datapoint	Sustainability disclosure	SFDR (Sustainable Finance Disclosures Regulation) reference	Pillar 3 reference	Benchmark Regulation reference	EU Climate Law reference	Section	Page number
ESRS 2 GOV-1	Paragraph 21 (d)	Board's gender diversity	Indicator number 13 of Table #1 of Annex I		Commission Delegated Regulation (EU) 2020/1816, Annex II		ESRS 2; GOV-1	44
ESRS 2 GOV-1	Paragraph 21 (e)	Percentage of board members who are independent			Delegated Regulation (EU) 2020/1816, Annex II		ESRS 2; GOV-1	44
ESRS 2 GOV-4	Paragraph 30	Statement on due diligence	Indicator number 10 Table #3 of Annex I				ESRS 2; GOV-4	47
ESRS 2 SBM-1	Paragraph 40 (d) i	Involvement in activities related to fossil fuel activities	Indicators number 4 Table #1 of Annex I	Article 449a Regulation (EU) No 575/2013; Commission Implementing Regulation (EU) 2022/2453 Table 1: Qualitative information on Environmental risk and Table 2: Qualitative information on Social risk	Delegated Regulation (EU) 2020/1816, Annex II		ESRS 2; SBM-1	47
ESRS 2 SBM-1	Paragraph 40 (d) ii	Involvement in activities related to chemical production	Indicator number 9 Table #2 of Annex I		Delegated Regulation (EU) 2020/1816, Annex II		ESRS 2; SBM-1	47
ESRS 2 SBM-1	Paragraph 40 (d) iii	Involvement in activities related to controversial weapons	Indicator number 14 Table #1 of Annex I		Delegated Regulation (EU) 2020/1818, Article 12(1) Delegated Regulation (EU) 2020/1816, Annex II		ESRS 2; SBM-1	47
ESRS 2 SBM-1	Paragraph 40 (d) iv	Involvement in activities related to cultivation and production of tobacco			Delegated Regulation (EU) 2020/1818, Article 12(1) Delegated Regulation (EU) 2020/1816, Annex II		ESRS 2; SBM-1	47
ESRS E1-1	Paragraph 14	Transition plan to reach climate neutrality by 2050				Regulation (EU) 2021/1119, Article 2(1)	E1; E1-1	81

Business model and operating environment
Financial performance in 2025
Financial position and capital expenditure
Fleet
Strategy
Changes in company management
Shares and shareholders
Shareholder return policy and the Board's proposal for the distribution of profit
Risk management
Significant risks and uncertainties
Seasonal variation and sensitivities in business operations
Outlook and guidance
Events after the period
Performance indicators classified as alternative performance measures
Reconciliation of performance indicators classified as alternative performance measures
Other performance indicators

- **Sustainability Report**
  - General information
  - Environmental information
  - Social information
  - Governance information

Disclosure Requirement	Related datapoint	Sustainability disclosure	SFDR (Sustainable Finance Disclosures Regulation) reference	Pillar 3 reference	Benchmark Regulation reference	EU Climate Law reference	Section	Page number
ESRS E1-1	Paragraph 16 (g)	Undertakings excluded from Paris-aligned Benchmarks		Article 449a Regulation (EU) No 575/2013; Commission Implementing Regulation (EU) 2022/2453 Template 1: Banking book – Climate Change transition risk: Credit quality of exposures by sector, emissions and residual maturity	Delegated Regulation (EU) 2020/1818, Article12.1 (d) to (g), and Article 12.2		E1; E1-1	81
ESRS E1-4	Paragraph 34	GHG emission reduction targets	Indicator number 4 Table #2 of Annex I	Article 449a Regulation (EU) No 575/2013; Commission Implementing Regulation (EU) 2022/2453 Template 3: Banking book – Climate change transition risk: alignment metrics	Delegated Regulation (EU) 2020/1818, Article 6		E1; E1-4	93
ESRS E1-5	Paragraph 38	Energy consumption from fossil sources disaggregated by sources (only high climate impact sectors)	Indicator number 5 Table #1 and Indicator n. 5 Table #2 of Annex I				E1; E1-5	96
ESRS E1-5	Paragraph 37	Energy consump-tion and mix	Indicator number 5 Table #1 of Annex I				E1; E1-5	96
ESRS E1-5	Paragraphs 40–43	Energy intensity associated with activities in high climate impact sectors	Indicator number 6 Table #1 of Annex I				E1; E1-5	96

Business model and operating environment
Financial performance in 2025
Financial position and capital expenditure
Fleet
Strategy
Changes in company management
Shares and shareholders
Shareholder return policy and the Board's proposal for the distribution of profit
Risk management
Significant risks and uncertainties
Seasonal variation and sensitivities in business operations
Outlook and guidance
Events after the period
Performance indicators classified as alternative performance measures
Reconciliation of performance indicators classified as alternative performance measures
Other performance indicators

- **Sustainability Report**
  - General information
  - Environmental information
  - Social information
  - Governance information

Disclosure Requirement	Related datapoint	Sustainability disclosure	SFDR (Sustainable Finance Disclosures Regulation) reference	Pillar 3 reference	Benchmark Regulation reference	EU Climate Law reference	Section	Page number
ESRS E1-6	Paragraph 44	Gross Scope 1, 2, 3 and Total GHG emissions	Indicators number 1 and 2 Table #1 of Annex I	Article 449a; Regulation (EU) No 575/2013; Commission Im-plementing Regulation (EU) 2022/2453 Template 1: Banking book – Climate change transition risk: Credit quality of exposures by sector, emissions and residual maturity	Delegated Regulation (EU) 2020/1818, Article 5(1), 6 and 8(1)		E1; E1-6	97
ESRS E1-6	Paragraphs 53–55	Gross GHG emissions intensity	Indicators number 3 Table #1 of Annex I	Article 449a Regulation (EU) No 575/2013; Commission Implementing Regulation (EU) 2022/2453 Template 3: Banking book – Climate change transition risk: alignment metrics	Delegated Regulation (EU) 2020/1818, Article 8(1)		E1; E1-6	97
ESRS E1-7	Paragraph 56	GHG removals and carbon credits				Regulation (EU) 2021/1119, Article 2(1)	E1; E1-7	101
ESRS E1-9	Paragraph 66	Exposure of the benchmark port-folio to climate-related physical risks			Delegated Regulation (EU) 2020/1818, Annex II Delegated Regulation (EU) 2020/1816, Annex II		Disclosure requirement omitted as per ESRS 1 General requirements Appendix C	
ESRS E1-9	Paragraph 66 (a)	Disaggregation of monetary amounts by acute and chronic physical risk		Article 449a Reg-ulation (EU) No 575/2013; Commission Implementing Regulation (EU) 2022/2453 paragraphs 46 and 47; Template 5: Banking book - Climate change physical risk: Exposures subject to physical risk.				

Business model and operating environment
Financial performance in 2025
Financial position and capital expenditure
Fleet
Strategy
Changes in company management
Shares and shareholders
Shareholder return policy and the Board's proposal for the distribution of profit
Risk management
Significant risks and uncertainties
Seasonal variation and sensitivities in business operations
Outlook and guidance
Events after the period
Performance indicators classified as alternative performance measures
Reconciliation of performance indicators classified as alternative performance measures
Other performance indicators

- **Sustainability Report**
  - General information
  - Environmental information
  - Social information
  - Governance information

Disclosure Requirement	Related datapoint	Sustainability disclosure	SFDR (Sustainable Finance Disclosures Regulation) reference	Pillar 3 reference	Benchmark Regulation reference	EU Climate Law reference	Section	Page number
ESRS E1-9	Paragraph 66 (c)	Location of significant assets at material physical risk					Disclosure requirement omitted as per ESRS 1 General requirements Appendix C	
ESRS E1-9	Paragraph 67 (c)	Breakdown of the carrying value of its real estate assets by energy-efficiency classes		Article 449a Regulation (EU) No 575/2013; Commission Implementing Regulation (EU) 2022/2453 paragraph 34; Template 2:Banking book - Climate change transition risk: Loans collateralised by immovable property - Energy efficiency of the collateral				
ESRS E1-9	Paragraph 69	Degree of exposure of the portfolio to climate-related opportunities			Delegated Regulation (EU) 2020/1818, Annex II			
ESRS E2-4	Paragraph 28	Amount of each pollutant listed in Annex II of the E-PRTR Regulation (European Pollutant Release and Transfer Register) emitted to air, water and soil	Indicator number 8 Table #1 of Annex I Indicator number 2 Table #2 of Annex I Indicator number 1 Table #2 of Annex I Indicator number 3 Table #2 of Annex I				Determined non-material	
ESRS E3-1	Paragraph 9	Water and marine resources	Indicator number 7 Table #2 of Annex I					
ESRS E3-1	Paragraph 13	Dedicated policy	Indicator number 8 Table 2 of Annex I					
ESRS E3-1	Paragraph 14	Sustainable oceans and seas	Indicator number 12 Table #2 of Annex I					
ESRS E3-4	Paragraph 28 (c)	Total water recycled and reused	Indicator number 6.2 Table #2 of An-nex I					

Business model and operating environment
Financial performance in 2025
Financial position and capital expenditure
Fleet
Strategy
Changes in company management
Shares and shareholders
Shareholder return policy and the Board's proposal for the distribution of profit
Risk management
Significant risks and uncertainties
Seasonal variation and sensitivities in business operations
Outlook and guidance
Events after the period
Performance indicators classified as alternative performance measures
Reconciliation of performance indicators classified as alternative performance measures
Other performance indicators

- **Sustainability Report**
  - General information
  - Environmental information
  - Social information
  - Governance information

Disclosure Requirement	Related datapoint	Sustainability disclosure	SFDR (Sustainable Finance Disclosures Regulation) reference	Pillar 3 reference	Benchmark Regulation reference	EU Climate Law reference	Section	Page number
ESRS E3-4	Paragraph 29	Total water consumption in m^3 per net revenue on own operations	Indicator number 6.1 Table #2 of An-nex I				Determined non-material	
ESRS 2 – IRO-1 – E4	Paragraph 16 (a) i		Indicator number 7 Table #1 of Annex I				ESRS 2; IRO-1	56
ESRS 2 – IRO-1 – E4	Paragraph 16 (b)		Indicator number 10 Table #2 of Annex I				ESRS 2; IRO-1	56
ESRS 2 – IRO-1 – E4	Paragraph 16 (c)		Indicator number 14 Table #2 of Annex I				ESRS 2; IRO-1	56
ESRS E4-2	Paragraph 24 (b)	Sustainable land / agriculture practices or policies	Indicator number 11 Table #2 of Annex I				E4; E4-2	104
ESRS E4-2	Paragraph 24 (c)	Sustainable oceans / seas practices or policies	Indicator number 12 Table #2 of Annex I				E4; E4-2	104
ESRS E4-2	Paragraph 24 (d)	Policies to address deforestation	Indicator number 15 Table #2 of Annex I				E4; E4-2	104
ESRS E5-5	Paragraph 37 (d)	Non-recycled waste	Indicator number 13 Table #2 of Annex I				E5; E5-5	109
ESRS E5-5	Paragraph 39	Hazardous waste and radioactive waste	Indicator number 9 Table #1 of Annex I				E5; E5-5	109
ESRS 2 – SBM-3 – S1	Paragraph 14 (f)	Risk of incidents of forced labour	Indicator number 13 Table #3 of Annex I				ESRS 2; SBM-3, S1; SBM-3	110
ESRS 2 – SBM-3 – S1	Paragraph 14 (g)	Risk of incidents of child labour	Indicator number 12 Table #3 of Annex I				ESRS 2; SBM-3, S1; SBM-3	110

Business model and operating environment
Financial performance in 2025
Financial position and capital expenditure
Fleet
Strategy
Changes in company management
Shares and shareholders
Shareholder return policy and the Board's proposal for the distribution of profit
Risk management
Significant risks and uncertainties
Seasonal variation and sensitivities in business operations
Outlook and guidance
Events after the period
Performance indicators classified as alternative performance measures
Reconciliation of performance indicators classified as alternative performance measures
Other performance indicators

- **Sustainability Report**
  - General information
  - Environmental information
  - Social information
  - Governance information

Disclosure Requirement	Related datapoint	Sustainability disclosure	SFDR (Sustainable Finance Disclosures Regulation) reference	Pillar 3 reference	Benchmark Regulation reference	EU Climate Law reference	Section	Page number
ESRS S1-1	Paragraph 20	Human rights policy commitments	Indicator number 9 Table #3 and Indicator number 11 Table #1 of Annex I				S1; S1-1	112
ESRS S1-1	Paragraph 21	Due diligence policies on issues addressed by the fundamental International Labor Organisation Conventions 1 to 8			Delegated Regulation (EU) 2020/1816, Annex II		S1; S1-1	112
ESRS S1-1	Paragraph 22	Processes and measures for preventing trafficking in human beings	Indicator number 11 Table #3 of Annex I				S1; S1-1	112
ESRS S1-1	Paragraph 23	Workplace accident prevention policy or management system	Indicator number 1 Table #3 of Annex I				S1; S1-1	112
ESRS S1-3	Paragraph 32 (c)	Grievance/ complaints handling mechanisms	Indicator number 5 Table #3 of Annex I				S1; S1-3	115
ESRS S1-14	Paragraph 88 (b) and (c)	Number of fatalities and number and rate of work-related	Indicator number 2 Table #3 of Annex I		Delegated Regulation (EU) 2020/1816, Annex II		S1; S1-14	122
ESRS S1-14	Paragraph 88 (e)	Number of days lost to injuries, accidents, fatalities or illness	Indicator number 3 Table #3 of Annex I				S1; S1-14	122
ESRS S1-16	Paragraph 97 (a)	Unadjusted gender pay gap	Indicator number 12 Table #1 of Annex I		Delegated Regulation (EU) 2020/1816, Annex II		S1; S1-16	123
ESRS S1-16	Paragraph 97 (b)	Excessive CEO pay ratio	Indicator number 8 Table #3 of Annex I				S1; S1-16	123

Business model and operating environment
Financial performance in 2025
Financial position and capital expenditure
Fleet
Strategy
Changes in company management
Shares and shareholders
Shareholder return policy and the Board's proposal for the distribution of profit
Risk management
Significant risks and uncertainties
Seasonal variation and sensitivities in business operations
Outlook and guidance
Events after the period
Performance indicators classified as alternative performance measures
Reconciliation of performance indicators classified as alternative performance measures
Other performance indicators

- **Sustainability Report**
  - General information
  - Environmental information
  - Social information
  - Governance information

Disclosure Requirement	Related datapoint	Sustainability disclosure	SFDR (Sustainable Finance Disclosures Regulation) reference	Pillar 3 reference	Benchmark Regulation reference	EU Climate Law reference	Section	Page number
ESRS S1-17	Paragraph 103 (a)	Incidents of discrimination	Indicator number 7 Table #3 of Annex I				S1; S1-17	123
ESRS S1-17	Paragraph 104 (a)	Non-respect of UNGPs on Business and Human Rights and OECD	Indicator number 10 Table #1 and Indicator n. 14 Table #3 of Annex I		Delegated Regulation (EU) 2020/1816, Annex II Delegated Regulation (EU) 2020/1818 Art 12 (1)		S1; S1-17	123
ESRS 2 – SBM-3 – S2	Paragraph 11 (b)	Significant risk of child labour or forced labour in the value chain	Indicators number 12 and n. 13 Table #3 of Annex I				ESRS 2; SBM-3, S2; SMB-3	124
ESRS S2-1	Paragraph 17	Human rights policy commitments	Indicator number 9 Table #3 and Indi-cator n. 11 Table #1 of Annex I				S2; S2-1	125
ESRS S2-1	Paragraph 18	Policies related to value chain workers	Indicator number 11 and n. 4 Table #3 of Annex I				S2; S2-1	125
ESRS S2-1	Paragraph 19	Non-respect of UNGPs on Busi-ness and Human Rights principles and OECD guidelines	Indicator number 10 Table #1 of Annex I		Delegated Regulation (EU) 2020/1816, Annex II Delegated Regulation (EU) 2020/1818, Art 12 (1)		S2; S2-1	125
ESRS S2-1	Paragraph 19	Due diligence policies on issues addressed by the fundamental International Labor Organisation Conventions 1 to 8			Delegated Regulation (EU) 2020/1816, Annex II		S2; S2-1	125
ESRS S2-4	Paragraph 36	Human rights issues and incidents connected to its upstream and downstream value chain	Indicator number 14 Table #3 of Annex I				S2; S2-4	127

Business model and operating environment
Financial performance in 2025
Financial position and capital expenditure
Fleet
Strategy
Changes in company management
Shares and shareholders
Shareholder return policy and the Board's proposal for the distribution of profit
Risk management
Significant risks and uncertainties
Seasonal variation and sensitivities in business operations
Outlook and guidance
Events after the period
Performance indicators classified as alternative performance measures
Reconciliation of performance indicators classified as alternative performance measures
Other performance indicators

- **Sustainability Report**
  - General information
  - Environmental information
  - Social information
  - Governance information

Disclosure Requirement	Related datapoint	Sustainability disclosure	SFDR (Sustainable Finance Disclosures Regulation) reference	Pillar 3 reference	Benchmark Regulation reference	EU Climate Law reference	Section	Page number
ESRS S3-1	Paragraph 16	Human rights policy commitments	Indicator number 9 Table #3 of Annex 1 and Indicator num-ber 11 Table #1 of Annex I				S3; S3-1	130
ESRS S3-1	Paragraph 17	Non-respect of UNGPs on Business and Human Rights, ILO principles or and OECD guidelines	Indicator number 10 Table #1 Annex I		Delegated Regulation (EU) 2020/1816, Annex II Delegated Regu-lation (EU) 2020/1818, Art 12 (1)		S3; S3-1	130
ESRS S3-4	Paragraph 36	Human rights issues and incidents	Indicator number 14 Table #3 of Annex I				S3; S3-4	131
ESRS S4-1	Paragraph 16	Policies related to consumers and end-users	Indicator number 9 Table #3 and Indi-cator number 11 Table #1 of Annex I				S4; S4-1	135
ESRS S4-1	Paragraph 17	Non-respect of UNGPs on Business and Human Rights and OECD guidelines	Indicator number 10 Table #1 of Annex I		Delegated Regulation (EU) 2020/1816, Annex II DelegatedRegulation (EU)2020/1818, Art 12 (1)		S4; S4-1	135
ESRS S4-4	Paragraph 35	Human rights issues and inci-dents	Indicator number 14 Table #3 of Annex I				S4; S4-4	138
ESRS G1-1	Paragraph 10 (b)	United Nations Convention against corruption	Indicator number 15 Table #3 of Annex I				G1; G1-1	141
ESRS G1-1	Paragraph 10 (d)	Protection of whistle-blowers	Indicator number 6 Table #3 of Annex I				G1; G1-1	141
ESRS G1-4	Paragraph 24 (a)	Fines for violation of anti-corruption and anti-bribery laws	Indicator number 17 Table #3 of Annex I		Delegated Regulation (EU) 2020/1816, Annex II		G1; G1-4	145
ESRS G1-4	Paragraph 24 (b)	Standards of anti-corruption and anti-bribery	Indicator number 16 Table #3 of Annex I				G1; G1-4	145

Business model and operating environment
Financial performance in 2025
Financial position and capital expenditure
Fleet
Strategy
Changes in company management
Shares and shareholders
Shareholder return policy and the Board's proposal for the distribution of profit
Risk management
Significant risks and uncertainties
Seasonal variation and sensitivities in business operations
Outlook and guidance
Events after the period
Performance indicators classified as alternative performance measures
Reconciliation of performance indicators classified as alternative performance measures
Other performance indicators

- **Sustainability Report**
  - General information
  - Environmental information
    - EU Taxonomy
      - E1 Climate change
      - E4 Biodiversity and ecosystems
      - E5 Resource use and circular economy
  - Social information
  - Governance information

ENVIRONMENTAL INFORMATION

EU Taxonomy

In this section of the Sustainability Report Finnair publishes the annual information required by the EU Taxonomy Regulation (EU2020/852) and its Delegated Acts. In preparation of this section for the reporting year 2025, Finnair has considered the contents of the Delegated Regulation (EU) 2026/73 adopted by EU Commission, amending Delegated Regulation (EU) 2021/2178 as regards to the simplification of the content and presentation of information to be disclosed concerning environmentally sustainable activities and Delegated Regulations (EU) 2021/2139 and (EU) 2023/2486 as regards to the simplification of certain technical screening criteria for determining whether economic activities cause no significant harm to environmental objectives.

Background

As a part of its action plan for sustainable finance, the European Union has developed a classification system known as the EU Taxonomy for determining environmentally sustainable economic activities. The Taxonomy Regulation defines six environmental objectives: 1) climate change mitigation, 2) climate change adaptation, 3) the sustainable use and protection of water and marine resources, 4) the transition to a circular economy, 5) pollution prevention and control, and 6) the protection and restoration of biodiversity and ecosystems.

To qualify as environmentally sustainable, the economic activity performed by the reporting company must make a substantial contribution to at least one of these objectives. Whether an economic activity makes a substantial contribution is defined through technical screening criteria (TSC), which set out substantial contibution criteria for each economic activity. TCS also encompass the Do No Significant Harm (DNSH) criteria, which aim to ensure that while making a substantial contribution to an environmental objective, the economic activity must not cause adverse effects on any of the other environmental objectives.

TSC are applied to determine whether the economic activity in question can be considered to substantially contribute to an environmental objective. Economic activities are classified as taxonomy-eligible if they fall under the scope of the taxonomy framework, regardless of whether they meet the technical screening criteria. Activities are considered taxonomy-aligned only if they meet all necessary screening criteria, including fulfilling the relevant TSC and complying with the DNSH criteria. In addition, the reporting company must comply with Minimum Safeguards as established under the Taxonomy Regulation.



Business model and operating environment
Financial performance in 2025
Financial position and capital expenditure
Fleet
Strategy
Changes in company management
Shares and shareholders
Shareholder return policy and the Board's proposal for the distribution of profit
Risk management
Significant risks and uncertainties
Seasonal variation and sensitivities in business operations
Outlook and guidance
Events after the period
Performance indicators classified as alternative performance measures
Reconciliation of performance indicators classified as alternative performance measures
Other performance indicators

- **Sustainability Report**
  - General information
  - Environmental information
    - EU Taxonomy
      - E1 Climate change
      - E4 Biodiversity and ecosystems
      - E5 Resource use and circular economy
  - Social information
  - Governance information

The EU Taxonomy has continuously evolved, with new economic activities and environmental objectives introduced gradually. The first Delegated Act of the Taxonomy Regulation concerning climate change mitigation and adaptation entered into force on 1 January 2022. Article 8 of the Regulation brought an obligation for Public-Interest Entities under the Non-financial Reporting Directive (NFRD), such as Finnair, to report on Taxonomy for the first time for the reporting year 2021. For the reporting year 2024, all in-scope entities were required to report the proportion of their revenue, capital expenditure (CapEx), and operating expenditure (OpEx) that was both taxonomy-eligible and -aligned with the environmental objectives. These indicators are defined in the Taxonomy Regulation, and their definitions differ from the corresponding definitions under IFRS for CapEx and OpEx. Delegated Regulation (EU) 2026/73 published on 8 January 2026 is applicable from 1 January 2026, covering the 2025 financial year for companies already in scope of the EU Taxonomy. The amendments brought by the Delegated Regulation relate to the goals of the EU Omnibus I package, namely the simplification of contents and presentation of Taxonomy information, and simplification of certain technical screening criteria for determining whether economic activities cause no significant harm to environmental objectives.

Finnair's approach on EU Taxonomy

Finnair has assessed the taxonomy-eligibility of its economic activities by comparing their NACE coding against the economic activities included in the EU Taxonomy and related criteria. Finnair's core business areas consist of passenger traffic, ancillary sales, cargo, and travel services. Of Finnair's core economic activities, passenger and freight air transport (NACE H51.1 and H51.21, activity number 6.19) qualifies as taxonomy-eligible under the Taxonomy Regulation. Finnair's other economic activities, such as ancillary sales and travel services are not yet included in the list of taxonomy-eligible economic activities. The freight transport services by road supplied by Finnair Cargo (activity number 6.6) are outsourced to a third party and are, therefore, not considered taxonomy-eligible.

The activity 6.19 Passenger and air freight transport was first included in the list of economic activities contributing to the environmental objective of climate change mitigation for the reporting year 2023. Accordingly, in 2023 Finnair reported the taxonomy-eligible shares of revenue, CapEx, and OpEx associated with activity 6.19. From the 2024 reporting year onward, the reporting requirement expanded to include both taxonomy-eligibility and taxonomy-alignment for this activity.

Contribution to climate change mitigation is aligned with Finnair's environmental objectives; transition to renewable energy, improving energy and emissions efficiency, and fleet renewal. SAF use is the most important measure in achieving reasonable emission reductions in operations during the decade. Finnair aims to continuously increase its SAF intake, which in 2025 was 1.6 % (0.46) of total fuel consumption. Finnair is planning the partial renewal of its narrow-body fleet during the 2026–2029 strategy period. Finnair does not currently have a CapEx plan to increase taxonomy alignment.

In accordance with the Taxonomy reporting requirements, Finnair has avoided double counting by ensuring that revenue, CapEx, and OpEx have been allocated only once to an economic activity and from environmental objectives only to climate change mitigation.

Technical Screening Criteria

On 27 June 2023, the EU Commission introduced technical screening criteria for certain new economic activities (set out Annex 1 to the Delegated Regulation (EU) 2021/2139 (the Delegated Act)) as introduced by the Commission Delegated Regulations (EU) 2023/2485. The criteria included the substantial contribution criteria for climate change mitigation for activity 6.19 Passenger and air freight transport, which is a core economic activity for Finnair. The substantial contribution criteria for climate change mitigation cover: (i) zero-direct-CO_2-emissions aircraft, (ii) latest-generation aircraft that deliver significant fuel-efficiency and GHG-reduction improvements compared to the previous generation, and (iii) the operation of aircraft using sustainable aviation fuels (SAF) as transitional activities.

Latest-generation aircraft are identified based on their fuel-efficiency performance relative to the ICAO New Type (NT) CO_2 standard and differentiated by three aircraft classes according to their maximum take-off mass. In January 2025, Airbus issued a declaration that their A350 aircraft meet the required criteria. Compliance of the A350-900 model was also expressed in the ICF published analysis of in-production aircraft likely to be eligible under the Taxonomy Regulation (ICF; EU Taxonomy for aviation eligible aircraft technology, 2024). The ICF analysis also concluded that the A350-900

Business model and operating environment
Financial performance in 2025
Financial position and capital expenditure
Fleet
Strategy
Changes in company management
Shares and shareholders
Shareholder return policy and the Board's proposal for the distribution of profit
Risk management
Significant risks and uncertainties
Seasonal variation and sensitivities in business operations
Outlook and guidance
Events after the period
Performance indicators classified as alternative performance measures
Reconciliation of performance indicators classified as alternative performance measures
Other performance indicators

- **Sustainability Report**
  - General information
  - Environmental information
    - EU Taxonomy
      - E1 Climate change
      - E4 Biodiversity and ecosystems
      - E5 Resource use and circular economy
  - Social information
  - Governance information

aircraft comply with the margin to applicable ICAO emissions standard for noise (Chapter 14), NOx (CAEP/8) and nvPM (CAEP/11) in terms of the Do No Significant Harm criteria related to environmental objectives number 4 and 5.

It is important to note that the addition of latest-generation aircraft to an air operator's fleet qualifies as eligible activity only when accompanied by the permanent withdrawal from service of a previous-generation, non-compliant aircraft. This 'one-in, one-out' requirement intends to ensure that pursuit of taxonomy-alignment does not inadvertently incentivise growth in the global commercial aircraft fleet or contribute to an increase in absolute sector-wide emissions. Substantial contribution criteria for 3.21 Manufacturing of aircraft (to which 6.19 Passenger and freight air transport makes reference to) states that the share of Taxonomy compliance of eligible aircraft shall be limited by the global replacement ratio (GRR) to account for the entire global fleet of commercial aircraft in use. GRR is calculated based on the proportion of aircraft permanently withdrawn from use to aircraft delivered at the global-level averaged over the preceding 10 years. For 2025, GRR was estimated to be 46.1% (EASA; CIRIUM, 2025). GRR is applied to aircraft delivered before 11 December 2023 and to aircraft delivered after this date, in the case that they replace a previous-generation, non-compliant aircraft, that is permanently withdrawn from service, i.e., scrapped.

For the use of sustainable aviation fuels (SAF) a standalone criterion under 6.19 Passenger and freight air transport was presented, whereby an eligible aircraft is considered taxonomy-aligned when operated with SAF at levels corresponding to a 5% blend in 2022, increasing by 2 percentage points annually (reaching 11% in 2025). Aircraft operators may demonstrate compliance with the required minimum SAF share on a fleet-wide basis, meaning that the eligible aircraft do not need to physically uplift SAF, provided the operator has purchased sufficient SAF that is uplifted by any aircraft within the fleet. In practice, the SAF requirement can be met by allocating an appropriate portion of the total SAF purchased at the fleet level during the reporting year to the eligible aircraft. It has been further presented that eligible aircraft must be technically capable of operating on 100% SAF by 2028 and that aircraft acquired to replace previous-generation models must, from 2030 onward, be operated with at least a 15% SAF blend, also rising by 2 percentage points annually. These requirements set an ambitious compliance threshold for reporting taxonomy-aligned figures from 2028 onwards, considering the current trajectory of SAF availability, cost, and certification standards for aircraft to operate on high levels of SAF blend.

Do No Significant Harm (DNSH)

To meet substantial contribution criteria and claim taxonomy-alignment, a reporting company must also meet the DNSH criteria. The DNSH criteria ensure that an economic activity contributing to an environmental objective, such as climate change mitigation for Finnair under activity 6.19 Passenger and air freight transport, does not simultaneously cause significant harm to any of the other environmental objectives. Under the technical screening criteria for activity 6.19, the reporting company must comply with DNSH criteria set out for: 2) climate change adaptation, 4) the transition to a circular economy, and 5) pollution prevention and control. Finnair has, to the best of its ability, assessed and verified its compliance with the DNSH criteria.

Finnair reviewed the contents of Appendix A of the EU Taxonomy's Climate Delegated Act to determine whether it meets the criteria. Finnair's assessment of physical climate risks under different climate scenarios is described under *IRO-1 Assessment and determination of material impacts, risks and opportunities*. The assessment concluded that impacts arising from physical climate risks are effectively mitigated as part of continuous operational control and risk management measures taken to ensure Finnair's operations.

In terms of transition to circular economy, Finnair's approach is described in detail under *E5 Resource use and circular economy*. Finnair's Environmental Management System (EMS) includes a Circular Economy Policy covering resource use and waste management in its Helsinki-Vantaa home hub, with defined objectives for Finnair Kitchen, Technical Operations, and Cargo. Aligned with the EU Waste Framework Directive, the Policy aims to reduce material use, prioritise reuse and recycling, and strengthen material management processes, including identifying key material and waste flows, minimising them, and monitoring progress.

Finnair's EMS establishes strict controls and oversight mechanisms for the storage, handling, and disposal of hazardous chemicals. A dedicated Environmental Management Programme is in place for Finnair Technical Operations to ensure compliance with regulatory requirements and provide systematic monitoring of chemical use. Finnair's operational area at Helsinki-Vantaa is

Business model and operating environment
Financial performance in 2025
Financial position and capital expenditure
Fleet
Strategy
Changes in company management
Shares and shareholders
Shareholder return policy and the Board's proposal for the distribution of profit
Risk management
Significant risks and uncertainties
Seasonal variation and sensitivities in business operations
Outlook and guidance
Events after the period
Performance indicators classified as alternative performance measures
Reconciliation of performance indicators classified as alternative performance measures
Other performance indicators

- **Sustainability Report**
  - General information
  - Environmental information
    - EU Taxonomy
      - E1 Climate change
      - E4 Biodiversity and ecosystems
      - E5 Resource use and circular economy
  - Social information
  - Governance information

subject to regulatory environmental sampling and analysis controlled by authorities. Chemicals subject to EU regulation are declared to relevant authorities in accordance with applicable obligations. Finnair has reviewed the contents of Appendix C of the EU Taxonomy's Climate Delegated Act and determined that no persistent organic pollutants (POPs), mercury, mercury compounds, or mercury-added products were identified in own operations during the reporting period. Finnair does not manufacture electrical or electronic equipment and therefore does not use hazardous substances restricted under the relevant legislation for such products. Ozone-depleting substances, specifically halons contained in fire extinguishers, are reported annually to SYKE (Finnish Environment Institute) including both installed units and any use or release associated with activation of extinguishing equipment. For flight-safety contingency purposes, Finnair stores a limited quantity of a biocidal fuel additive, which falls under the EU Biocidal Products Regulation and is subject to specific regulatory conditions at supplier and authority level. No environmental impacts occurred as no use took place. Substances listed in Annex XVII of the REACH Regulation are considered non-aligned with the Taxonomy unless all restrictions and conditions are met. Finnair uses two substances of very high concern (SVHCs) in aircraft maintenance; strontium chromate and chromium trioxide. Their use is registered in the European Chemicals Agency's (ECHA) REACH-IT system. Finnair, together with other airlines, engages in dialogue with ECHA regarding use and potential substitution of chromium compounds. At present, substitution is not technically feasible because no suitable alternatives are commercially available.

According to ICF anaysis and manufatcurer's declaration by Airbus, new-generation aircraft such as the A350 meet the applicable noise and engine emission criteria required for Taxonomy alignment. Specifically, the A350 complies with Amendment 13 to Volume I (Noise), Chapter 14 of Annex 16 to the Chicago Convention, as well as Amendment 10 to Volume II (Engine Emissions), Chapters 2 and 4 of Annex 16.

Minimum Safeguards

To claim taxonomy-alignment a reporting company must comply with Taxonomy Regulation defined Minimum Safeguards, encompassing respect for human rights and labour standards, as laid out in the UN Guiding Principles on Business and Human Rights and the OECD Guidelines for Multinational Enterprises, in addition to upholding anti-corruption and anti-bribery measures, compliance with competition laws, and responsible tax conduct. Finnair has reviewed Regulation (EU) 2020/852 and the Final Report on Minimum Safeguards by the EU Platform on Sustainable Finance to understand and comply with the requirements.

Finnair complies with the Minimum Safeguards through its commitment to internationally recognised human rights, labour rights, and ethical business conduct, as set out in its Code of Conduct and further detailed in the CEO-approved Policy Commitment to Human Rights, published in January 2025. The Policy Commitment defines Finnair's adherence to the UN Guiding Principles on Business and Human Rights, the ILO Declaration on Fundamental Principles and Rights at Work, and the OECD Guidelines for Multinational Enterprises. The Policy Commitment outlines Finnair's continuous human rights due diligence process, which is integrated into its Internal Control Framework. This process includes identifying and assessing potential human rights risks in Finnair's own operations and value chain, implementing measures to mitigate these risks, and monitoring the effectiveness of the established controls. The Policy Commitment also features descriptions of available grievance mechanisms and Finnair's approach to remedying adverse human rights impacts it may have caused or contributed to. Finnair externally communicates on this process, for example, via its annual Sustainability Report.

Finnair's approach to anti-corruption and -bribery is set in its Code of Conduct, and measures to detect, report, and investigate any related concerns are detailed in the company's Rules for SpeakUp Reports and Compliance Investigation. Functions with higher exposure to risk of corruption and bribery operate under enhanced controls designed to safeguard integrity, including strict rules on sponsorships, donations, gifts, and entertainment. For more information on procedures to prevent and detect corruption and bribery see section *G1-3 Prevention and detection of corruption and bribery*. Initial and recurring training on compliance with competition laws and Finnair policies and practices is provided to employees based on their role. Corporate-level controls in this area include the Code of Conduct and the Competition Policy, which emphasise compliance culture, transparency, fairness, and ethical behaviour, whereas the Competition Law Rules provide concrete instructions on compliant conduct. Agreements and commercial practices are reviewed by competition law counsel based on the risk profile.

Business model and operating environment
Financial performance in 2025
Financial position and capital expenditure
Fleet
Strategy
Changes in company management
Shares and shareholders
Shareholder return policy and the Board's proposal for the distribution of profit
Risk management
Significant risks and uncertainties
Seasonal variation and sensitivities in business operations
Outlook and guidance
Events after the period
Performance indicators classified as alternative performance measures
Reconciliation of performance indicators classified as alternative performance measures
Other performance indicators

- **Sustainability Report**
  - General information
  - Environmental information
    - EU Taxonomy
      - E1 Climate change
      - E4 Biodiversity and ecosystems
      - E5 Resource use and circular economy
  - Social information
  - Governance information

Finnair ensures responsible tax practices by adhering to local laws and regulations in all jurisdictions where it operates. Finnair group does not have any structures in place to transfer taxable income from Finland to jurisdictions with lower tax rates. Finnair's tax related risk management is based on a responsibility assignment matrix (RACI matrix) and in addition to Finnair group's tax function, the risk management processes are monitored by the internal audit function. Potential tax risks are reported to the Executive Board and the Board's Audit Committee. Finnair maintains open dialogue with tax authorities and publishes its tax footprint, detailing taxes paid and collected by country and tax type.

Revenue

The EU Taxonomy definition of revenue is identical with Finnair Group's revenue in financial reporting and, thus, other operating income is not included in it.

For the reporting period 2025, Finnair's taxonomy-eligible revenue accounted for 84.9% (86.0) of total revenue. The share of eligible revenue relates to economic activity 6.19 Passenger and freight air transport, which encompasses revenue from passenger and freight operations. Revenue from freight transport services by road provided by Finnair Cargo is excluded, as these services are outsourced to third parties and are therefore not considered taxonomy-eligible.

For the reporting period 2025, Finnair's taxonomy-aligned share of revenue accounted for 23.3% (0) of total revenue. In calculating the aligned share of revenue, the revenue generated from passenger and freight air transport operations of aligned aircraft was used as the numerator. The total revenue (3106 MEUR) as reported in Finnair Plc's consolidated financial statements was used as the denominator. Potentially aligned aircraft were identified in accordance with the substantial contribution criteria. The number of aligned aircraft was determined by applying the global replacement ratio (GRR) to the compliant aircraft delivered before 11 December 2023. Finnair also considered the standalone criterion under economic activity 6.19, whereby an eligible aircraft is considered taxonomy-compliant when operated with SAF at levels corresponding to a 11% blend in 2025.

It should be noted, that the month of January has been excluded from calculations of aligned shares, because prior to publishing its Commitment to Human Rights in January of 2025, Finnair did not meet all the criteria set by the Taxonomy Regulation.

Capital expenditure (CapEx)

The EU Taxonomy definition of capital expenditure is the same as gross capital expenditure reported by Finnair.

For the reporting period 2025, Finnair's taxonomy-eligible CapEx accounted for 92.4% (90.0) of total CapEx. The share of eligible CapEx relates to economic activities 6.19 Passenger and freight air transport, which encompasses modifications and retrofitting of aircraft, and 7.7 Acquisition and ownership of buildings encompassing renovations and development of Finnair's facilities.

For the reporting period 2025, Finnair's taxonomy-aligned share of CapEx accounted for 1.8% (0) of its total CapEx. In calculating the aligned share of CapEx, the total CapEx associated with aligned aircraft was used as the numerator. The total CapEx (195 MEUR) as reported in Finnair Plc's consolidated financial statements was used as the denominator. Finnair did not identify any aligned CapEx associated with economic activity 7.7.

Operating expenditure (OpEx)

The EU Taxonomy definition of operating expenditure consists of direct research, development, and maintenance costs as well as short-term leases.

For the reporting period 2025, Finnair's taxonomy-eligible OpEx accounted for 99.8% (100.0) of total OpEx. The share of eligible OpEx relates to economic activities 6.19 Passenger and freight air transport, which encompasses aircraft maintenance, and 7.7 Acquisition and ownership of buildings encompassing maintenance of Finnair's facilities.

For the reporting period 2025, Finnair's taxonomy-aligned share of OpEx accounted for 27.2% (0) of its total OpEx. In calculating the aligned share of OpEx, the total OpEx associated with aligned aircraft was used as the numerator. The total OpEx (177 MEUR) as reported in Finnair Plc's consolidated financial statements was used as the denominator. Finnair did not identify any aligned OpEx associated with economic activity 7.7.

Business model and operating environment
Financial performance in 2025
Financial position and capital expenditure
Fleet
Strategy
Changes in company management
Shares and shareholders
Shareholder return policy and the Board's proposal for the distribution of profit
Risk management
Significant risks and uncertainties
Seasonal variation and sensitivities in business operations
Outlook and guidance
Events after the period
Performance indicators classified as alternative performance measures
Reconciliation of performance indicators classified as alternative performance measures
Other performance indicators

- **Sustainability Report**
  - General information
  - Environmental information
    - EU Taxonomy
      - E1 Climate change
      - E4 Biodiversity and ecosystems
      - E5 Resource use and circular economy
  - Social information
  - Governance information

Proportion of turnover, CapEx, OpEx from products or services associated with Taxonomy-eligible or Taxonomy-aligned economic activities – disclosure covering year (N) (summary KPIs)

Financial year (N) 2025					Breakdown by environmental objectives of Taxonomy aligned activities										
KPI (1)	Total (2)	Propotion of Taxonomy eligible activities (3)	Taxonomy aligned activities (4)	Proportion of Taxonomy aligned activities (5)	Climate Change Mitigation (6)	Climate Change Adaptation (7)	Water (8)	Circular Economy (9)	Pollution (10)	Biodiversity (11)	Proportion of enabling activities (12)	Proportion of transitional activities (13)	Not assessed activities considered non-material (14)	Taxonomy aligned activities in previous financial year (N-1) (15)	Proportion of Taxonomy aligned activities in previous financial year (N-1) (16)
	MEUR	%	MEUR	%	%	%	%	%	%	%	%	%	%	MEUR	%
Turnover	3106	84.9%	724	23.3%	23.3%						0.0%	23.3%	0.0%	0	0.0%
CapEx	195	92.4%	3	1.8%	1.8%						0.0%	1.8%	0.0%	0	0.0%
OpEx	177	99.8%	48	27.2%	27.2%						0.0%	27.2%	0.0%	0	0.0%

Explanatory notes for Template 1:

1. (N) Indicate the financial year that the reported data refers to. Columns (2) to (14) shall pertain to the financial year (N). (N-1) Indicates the previous financial year. If no data was reported for financial year N-1, leave columns (15) and (16) empty.

2. Column (2) shall contain the denominator of the respective KPI.

3. Column (3) shall contain the proportion of the denominator of the respective KPI that is associated with total Taxonomy-eligible economic activities regardless of whether those activities are taxonomy-aligned or not.

4. Column (5) shall contain the proportion of the denominator of the respective KPI that is associated with total Taxonomy-aligned economic activities.

5. Columns (6) to (11) shall contain the proportion of the denominator of the respective KPI that is associated with Taxonomy-aligned economic activities that contribute substantially to the respective environmental objective. For the respective KPI, the sum of the proportions in columns (6) to (11) shall equal to the figure in the column (5).

6. Column (12) shall contain the proportion of the denominator of the respective KPI that is associated with Taxonomy-aligned economic activities that are enabling economic activities.

7. Column (13) shall contain the proportion of the denominator of the respective KPI that is associated with Taxonomy-aligned economic activities that are transitional economic activities.

8. Column (14) shall contain the proportion of the denominator of the respective KPI associated with economic activities that are considered non-material with respect to the respective KPI and not assessed for Taxonomy-eligibility and Taxonomy-alignment in accordance with Article 2(1a), (1b), and (1c), respectively. For an economic activity considered material with respect to a KPI (turnover, CapEx, or OpEx), undertakings shall assess the Taxonomy-eligibility and alignment of that KPI pertaining to that activity in its entirety and not consider portion of that KPI pertaining to that activity as non-material. Column (14) shall not include any portion of turnover, CapEx, or OpEx associated with material economic activities.

9. Column (16) shall contain the proportion of the denominator of the respective KPI, pertaining to the financial year (N-1), that is associated with total Taxonomy-aligned economic activities pertaining to the financial year (N-1).

10. Columns (5) to (11) to avoid double counting: if the figure in column (5) contains Taxonomy-aligned economic activities that contribute substantially to more than one environmental objective at the same time, the substantial contribution of those economic activities to multiple environmental objectives should be indicated under the respective environmental objectives in columns (6) to (11) of Template 2 on respective activity rows, but should not be double counted in columns (5) to (11) of Template 1.

- Business model and operating environment
- Financial performance in 2025
- Financial position and capital expenditure
- Fleet
- Strategy
- Changes in company management
- Shares and shareholders
- Shareholder return policy and the Board's proposal for the distribution of profit
- Risk management
- Significant risks and uncertainties
- Seasonal variation and sensitivities in business operations
- Outlook and guidance
- Events after the period
- Performance indicators classified as alternative performance measures
- Reconciliation of performance indicators classified as alternative performance measures
- Other performance indicators

- **Sustainability Report**
  - General information
  - Environmental information
    - EU Taxonomy
      - E1 Climate change
      - E4 Biodiversity and ecosystems
      - E5 Resource use and circular economy
  - Social information
  - Governance information

Proportion of turnover from products or services associated with Taxonomy-eligible or Taxonomy-aligned economic activities – disclosure covering year (N) (activity breakdown)

Reported KPI (Turnover) Financial year (N) 2025					Breakdown by environmental objectives of Taxonomy aligned activities								
Economic Activities (1)	**Code (2)**	**Taxonomy eligible KPI (Proportion of Taxonomy eligible Turnover) (3)**	**Taxonomy aligned KPI (monetary value of Turnover) (4)**	**Taxonomy aligned KPI (Proportion of Taxonomy aligned Turnover) (5)**	**Climate Change Mitigation (6)**	**Climate Change Adaptation (7)**	**Water (8)**	**Circular Economy (9)**	**Pollution (10)**	**Biodiversity (11)**	**Enabling activity (12)**	**Transitional activity (13)**	**Proportion of Taxonomy aligned in Taxonomy eligible (14)**
		%	MEUR	%	%	%	%	%	%	%	(E where applicable)	(T where applicable)	%
Passenger and freight air transport	CCM 6.19	84.9%	724	23.3%	23.3%							T	27.4%
Sum of alignment per objective					23.3%								
Total KPI (Turnover)		84.9%	724	23.3%	23.3%						0.0%	23.3%	27.4%

Explanatory notes for Template 2:

1. Where non-financial undertakings disclose zero Taxonomy-eligible KPI (turnover, CapEx, or OpEx, respectively), in Template 1, column (3), they may omit disclosing Template 2 for that KPI.

2. (N) Indicate the financial year that the reported data refers to. Columns (2) to (14) pertain to financial year (N).

3. For activity rows, column (2): The Code constitutes the abbreviation of the relevant objective to which the economic activity is eligible to make a substantial contribution, as well as the Section number of the activity in the relevant Annex covering the objective, i.e.: - Climate Change Mitigation: CCM - Climate Change Adaptation: CCA - Water and Marine Resources: WTR - Circular Economy: CE - Pollution Prevention and Control: PPC - Biodiversity and ecosystems: BIO For example, the Activity "Afforestation" has the Code: CCM 1.1. Where activities are eligible to make a substantial contribution to more than one objective, the codes for all objectives should be indicated.

4. For activity rows, column (3) shall contain the proportion of the denominator of the respective KPI, as reported in Template 1, that is associated with a Taxonomy-eligible economic activity regardless of whether or not that activity is Taxonomy-aligned, or only a portion of that activity is Taxonomy-aligned.

5. For activity rows, column (5) shall contain the proportion of the denominator of the respective KPI, as reported in Template 1, that is associated with a Taxonomy-aligned economic activity, or with the Taxonomy-aligned portion of a Taxonomy-eligible activity.

6. For activity rows, columns (6) to (11) shall contain the proportion of the denominator of the respective KPI, as reported in Template 1, that is associated with a Taxonomy-aligned economic activity, or its portion, that contributes substantially to the respective environmental objective for which the economic activity is Taxonomy-eligible. Columns corresponding to the environmental objectives for which the economic activity is not Taxonomy-eligible should be left empty. Where a Taxonomy-aligned economic activity, or its portion, contributes substantially to several environmental objectives, the columns under those environmental objectives shall contain the corresponding proportion of the denominator of the respective KPI, as reported in Template 1, that is associated with that activity or its portion. In other words, where an activity contributes substantially to more than one environmental objective at the same time, its substantial contribution should be indicated under multiple environmental objectives in the row pertainig to that economic activity.

7. Column (14) shall contain the ratio of the figure in column (5) divided by the figure in column (3) in the respective rows.

8. Row "Sum of alignment per objective": columns (6) to (11) shall contain the sum of figures for all reported activities under the respective columns. The sum of columns (6) to (11) on this row might possibly result in more than 100%.

9. Row "Total KPI": columns (3) to (13) shall contain the sum of figures for all reported activities under the respective columns. For columns (4) to (11), when perfoming the summation in the row "Total KPI", non-financial undertakings shall not double count the contributions to multiple environmental objectives and include only the environmental objective they deem the most relevant. Figure in column (5) in this row, i.e. Total Taxonomy-aligned KPI, shall equal the sum of figures reported in columns (6) to (11) in this row. The figures reported in the row "Total KPI" in columns (3) to (13) in Template 2 shall equal to the figures reported in corresponding columns (3) to (13) in the Template 1. In order to avoid double counting, financial undertakings will take into account the Total KPI figure as reported in Template 1 when computing their own KPIs.

Business model and operating environment
Financial performance in 2025
Financial position and capital expenditure
Fleet
Strategy
Changes in company management
Shares and shareholders
Shareholder return policy and the Board's proposal for the distribution of profit
Risk management
Significant risks and uncertainties
Seasonal variation and sensitivities in business operations
Outlook and guidance
Events after the period
Performance indicators classified as alternative performance measures
Reconciliation of performance indicators classified as alternative performance measures
Other performance indicators

- **Sustainability Report**
  - General information
  - Environmental information
    - EU Taxonomy
      - E1 Climate change
      - E4 Biodiversity and ecosystems
      - E5 Resource use and circular economy
  - Social information
  - Governance information

Proportion of CapEx from products or services associated with Taxonomy-eligible or Taxonomy-aligned economic activities – disclosure covering year (N) (activity breakdown)

Reported KPI (CapEx) Financial year (N) 2025					Breakdown by environmental objectives of Taxonomy aligned activities								
Economic Activities (1)	**Code (2)**	**Taxonomy eligible KPI (Proportion of Taxonomy eligible CapEx) (3)**	**Taxonomy aligned KPI (monetary value of CapEx) (4)**	**Taxonomy aligned KPI (Proportion of Taxonomy aligned CapEx) (5)**	**Climate Change Mitigation (6)**	**Climate Change Adaptation (7)**	**Water (8)**	**Circular Economy (9)**	**Pollution (10)**	**Biodiversity (11)**	**Enabling activity (12)**	**Transitional activity (13)**	**Proportion of Taxonomy aligned in Taxonomy eligible (14)**
		%	MEUR	%	%	%	%	%	%	%	(E where applicable)	(T where applicable)	%
Passenger and freight air transport	CCM 6.19	91.2%	3	1.8%	1.8%							T	1.9%
Acquisition and ownership of buildings	CCM 7.7	1.2%	0	0.0%	0.0%								0.0%
Sum of alignment per objective					1.8%								
Total KPI (CapEx)		92.4%	3	1.8%	1.8%						0.0%	1.8%	1.9%

Explanatory notes for Template 2:

1. Where non-financial undertakings disclose zero Taxonomy-eligible KPI (turnover, CapEx, or OpEx, respectively), in Template 1, column (3), they may omit disclosing Template 2 for that KPI.

2. (N) Indicate the financial year that the reported data refers to. Columns (2) to (14) pertain to financial year (N).

3. For activity rows, column (2): The Code constitutes the abbreviation of the relevant objective to which the economic activity is eligible to make a substantial contribution, as well as the Section number of the activity in the relevant Annex covering the objective, i.e.: - Climate Change Mitigation: CCM - Climate Change Adaptation: CCA - Water and Marine Resources: WTR - Circular Economy: CE - Pollution Prevention and Control: PPC - Biodiversity and ecosystems: BIO For example, the Activity "Afforestation" has the Code: CCM 1.1. Where activities are eligible to make a substantial contribution to more than one objective, the codes for all objectives should be indicated.

4. For activity rows, column (3) shall contain the proportion of the denominator of the respective KPI, as reported in Template 1, that is associated with a Taxonomy-eligible economic activity regardless of whether or not that activity is Taxonomy-aligned, or only a portion of that activity is Taxonomy-aligned.

5. For activity rows, column (5) shall contain the proportion of the denominator of the respective KPI, as reported in Template 1, that is associated with a Taxonomy-aligned economic activity, or with the Taxonomy-aligned portion of a Taxonomy-eligible activity.

6. For activity rows, columns (6) to (11) shall contain the proportion of the denominator of the respective KPI, as reported in Template 1, that is associated with a Taxonomy-aligned economic activity, or its portion, that contributes substantially to the respective environmental objective for which the economic activity is Taxonomy-eligible. Columns corresponding to the environmental objectives for which the economic activity is not Taxonomy-eligible should be left empty. Where a Taxonomy-aligned economic activity, or its portion, contributes substantially to several environmental objectives, the columns under those environmental objectives shall contain the corresponding proportion of the denominator of the respective KPI, as reported in Template 1, that is associated with that activity or its portion. In other words, where an activity contributes substantially to more than one environmental objective at the same time, its substantial contribution should be indicated under multiple environmental objectives in the row pertainig to that economic activity.

7. Column (14) shall contain the ratio of the figure in column (5) divided by the figure in column (3) in the respective rows.

8. Row "Sum of alignment per objective": columns (6) to (11) shall contain the sum of figures for all reported activities under the respective columns. The sum of columns (6) to (11) on this row might possibly result in more than 100%.

9. Row "Total KPI": columns (3) to (13) shall contain the sum of figures for all reported activities under the respective columns. For columns (4) to (11), when perfoming the summation in the row "Total KPI", non-financial undertakings shall not double count the contributions to multiple environmental objectives and include only the environmental objective they deem the most relevant. Figure in column (5) in this row, i.e. Total Taxonomy-aligned KPI, shall equal the sum of figures reported in columns (6) to (11) in this row. The figures reported in the row "Total KPI" in columns (3) to (13) in Template 2 shall equal to the figures reported in corresponding columns (3) to (13) in the Template 1. In order to avoid double counting, financial undertakings will take into account the Total KPI figure as reported in Template 1 when computing their own KPIs.

Business model and operating environment
Financial performance in 2025
Financial position and capital expenditure
Fleet
Strategy
Changes in company management
Shares and shareholders
Shareholder return policy and the Board's proposal for the distribution of profit
Risk management
Significant risks and uncertainties
Seasonal variation and sensitivities in business operations
Outlook and guidance
Events after the period
Performance indicators classified as alternative performance measures
Reconciliation of performance indicators classified as alternative performance measures
Other performance indicators

- **Sustainability Report**
  - General information
  - Environmental information
    - EU Taxonomy
      - E1 Climate change
      - E4 Biodiversity and ecosystems
      - E5 Resource use and circular economy
  - Social information
  - Governance information

Proportion of OpEx from products or services associated with Taxonomy-eligible or Taxonomy-aligned economic activities – disclosure covering year (N) (activity breakdown)

Reported KPI (OpEx) Financial year (N) 2025					Breakdown by environmental objectives of Taxonomy aligned activities								
Economic Activities (1)	**Code (2)**	**Taxonomy eligible KPI (Proportion of Taxonomy eligible OpEx) (3)**	**Taxonomy aligned KPI (monetary value of OpEx) (4)**	**Taxonomy aligned KPI (Proportion of Taxonomy aligned OpEx) (5)**	**Climate Change Mitigation (6)**	**Climate Change Adaptation (7)**	**Water (8)**	**Circular Economy (9)**	**Pollution (10)**	**Biodiversity (11)**	**Enabling activity (12)**	**Transitional activity (13)**	**Proportion of Taxonomy aligned in Taxonomy eligible (14)**
		%	MEUR	%	%	%	%	%	%	%	(E where applicable)	(T where applicable)	%
Passenger and freight air transport	CCM 6.19	95.3%	48	27.2%	27.2%							T	28.5%
Acquisition and ownership of buildings	CCM 7.7	4.5%	0	0.0%	0.0%								0.0%
Sum of alignment per objective					27.2%								
Total KPI (OpEx)		99.8%	48	27.2%	27.2%						0.0%	27.2%	27.3%

Explanatory notes for Template 2:

1. Where non-financial undertakings disclose zero Taxonomy-eligible KPI (turnover, CapEx, or OpEx, respectively), in Template 1, column (3), they may omit disclosing Template 2 for that KPI.

2. (N) Indicate the financial year that the reported data refers to. Columns (2) to (14) pertain to financial year (N).

3. For activity rows, column (2): The Code constitutes the abbreviation of the relevant objective to which the economic activity is eligible to make a substantial contribution, as well as the Section number of the activity in the relevant Annex covering the objective, i.e.: - Climate Change Mitigation: CCM - Climate Change Adaptation: CCA - Water and Marine Resources: WTR - Circular Economy: CE - Pollution Prevention and Control: PPC - Biodiversity and ecosystems: BIO For example, the Activity "Afforestation" has the Code: CCM 1.1. Where activities are eligible to make a substantial contribution to more than one objective, the codes for all objectives should be indicated.

4. For activity rows, column (3) shall contain the proportion of the denominator of the respective KPI, as reported in Template 1, that is associated with a Taxonomy-eligible economic activity regardless of whether or not that activity is Taxonomy-aligned, or only a portion of that activity is Taxonomy-aligned.

5. For activity rows, column (5) shall contain the proportion of the denominator of the respective KPI, as reported in Template 1, that is associated with a Taxonomy-aligned economic activity, or with the Taxonomy-aligned portion of a Taxonomy-eligible activity.

6. For activity rows, columns (6) to (11) shall contain the proportion of the denominator of the respective KPI, as reported in Template 1, that is associated with a Taxonomy-aligned economic activity, or its portion, that contributes substantially to the respective environmental objective for which the economic activity is Taxonomy-eligible. Columns corresponding to the environmental objectives for which the economic activity is not Taxonomy-eligible should be left empty. Where a Taxonomy-aligned economic activity, or its portion, contributes substantially to several environmental objectives, the columns under those environmental objectives shall contain the corresponding proportion of the denominator of the respective KPI, as reported in Template 1, that is associated with that activity or its portion. In other words, where an activity contributes substantially to more than one environmental objective at the same time, its substantial contribution should be indicated under multiple environmental objectives in the row pertainig to that economic activity.

7. Column (14) shall contain the ratio of the figure in column (5) divided by the figure in column (3) in the respective rows.

8. Row "Sum of alignment per objective": columns (6) to (11) shall contain the sum of figures for all reported activities under the respective columns. The sum of columns (6) to (11) on this row might possibly result in more than 100%.

9. Row "Total KPI": columns (3) to (13) shall contain the sum of figures for all reported activities under the respective columns. For columns (4) to (11), when perfoming the summation in the row "Total KPI", non-financial undertakings shall not double count the contributions to multiple environmental objectives and include only the environmental objective they deem the most relevant. Figure in column (5) in this row, i.e. Total Taxonomy-aligned KPI, shall equal the sum of figures reported in columns (6) to (11) in this row. The figures reported in the row "Total KPI" in columns (3) to (13) in Template 2 shall equal to the figures reported in corresponding columns (3) to (13) in the Template 1. In order to avoid double counting, financial undertakings will take into account the Total KPI figure as reported in Template 1 when computing their own KPIs.

Business model and operating environment
Financial performance in 2025
Financial position and capital expenditure
Fleet
Strategy
Changes in company management
Shares and shareholders
Shareholder return policy and the Board's proposal for the distribution of profit
Risk management
Significant risks and uncertainties
Seasonal variation and sensitivities in business operations
Outlook and guidance
Events after the period
Performance indicators classified as alternative performance measures
Reconciliation of performance indicators classified as alternative performance measures
Other performance indicators

- **Sustainability Report**
  - General information
  - Environmental information
    - EU Taxonomy
    - E1 Climate change
    - E4 Biodiversity and ecosystems
    - E5 Resource use and circular economy
  - Social information
  - Governance information

ENVIRONMENTAL INFORMATION

E1 Climate change

E1-1 Transition plan for climate change mitigation

Finnair's vision is to accelerate the aviation sector's transition away from fossil fuels, guided by cross-sectoral cooperation and continued scientific and technological advancements. Currently, Finnair does not have all the required elements of its transition plan for achieving net-zero flying by 2050 approved by its Board and documented in accordance the requirements of the CSRD. Therefore, Finnair does not claim to have a valid transition plan for climate change mitigation at this time. Finnair has set a long-term emission reduction target related to the transition plan and further planning is underway and will be reported as soon as all components are ready and receive approval in accordance with the sustainability governance model. See *GOV-1 The role of the administrative, management and supervisory bodies*.

Significant resources will play a crucial role in the implementation of the transition plan. Finnair prioritises the reduction of direct emissions from its aircraft in its decarbonisation efforts. For Finnair, the most critical transition levers for moving away from fossil fuels are the increased use of alternative aviation fuels (SAF) and renewal of its fleet. As the broader deployment of electric, hydrogen, and hybrid aircraft technologies has been delayed, SAF currently offers the greatest transformative potential over the medium- and long-term time horizons, contributing to 60–70% of the expected emission reductions during the next ten years, until disruptive propulsion technologies for aviation are widely available on the market. Other transition levers include network optimization and improvement of operational efficiency.

Finnair has set a ten-year emissions reduction target that supports limiting global warming to 1.5 degrees, as determined in the Paris Agreement. This target entails a 34.5% reduction in well-to-wake Scope 1 and 3 jet fuel GHG emissions per revenue tonne kilometre (RTK) by 2033 from a 2023 base year. The target was validated by the Science Based Targets initiative (SBTi) in September 2024 and reflects Finnair's commitment to global climate objectives. Translated to absolute CO_2e emissions the target equates to a reduction of approximately 13% in CO_2e emissions, based on the parameters applicable at the time of the target setting in 2024. Non-CO_2 effects, which also contribute to aviation-induced climate impacts, are not included in this target in line with current SBTi guidance. Comparability of non-CO_2 impacts, in particular contrails, and applicable mitigation measures are not yet sufficiently established to set scientific targets. Contrails can cause either net warming or cooling depending on atmospheric conditions, and their effects are short-lived and highly location- and time-dependent compared with the long atmospheric lifetime of CO_2.



Business model and operating environment
Financial performance in 2025
Financial position and capital expenditure
Fleet
Strategy
Changes in company management
Shares and shareholders
Shareholder return policy and the Board's proposal for the distribution of profit
Risk management
Significant risks and uncertainties
Seasonal variation and sensitivities in business operations
Outlook and guidance
Events after the period
Performance indicators classified as alternative performance measures
Reconciliation of performance indicators classified as alternative performance measures
Other performance indicators

- **Sustainability Report**
  - General information
  - Environmental information
    - EU Taxonomy
    - E1 Climate change
    - E4 Biodiversity and ecosystems
    - E5 Resource use and circular economy
  - Social information
  - Governance information

These factors limit the consistent quantification on non-CO_2 emissions. Finnair will continue to monitor the research and regulation of contrails and participate in initiatives to develop mitigation measures. Impacts of non-CO_2 emissions will be publicly reported once reliable and verified information is available.

In accordance with its Environmental Management System (EMS), Finnair coordinates its environmental and energy efficiency and mitigates the environmental impact of its operations. Finnair is committed to investing the human resources needed to implement the climate transition plan and continuously developing and maintaining its EMS's environmental assessment certificate (IATA IEnvA). In 2025 Finnair had allocated 2.6 FTE to manage the EMS and 2.8 FTE to manage climate-related initiatives and actions.

At present, Finnair has not determined the financial capital and operational investments needed to implement a transition plan or made decisions on their allocation. For alignment of economic activities with EU Taxonomy provisions, such investments will be required for fleet renewal to achieve greater energy efficiency and supporting the fast-growing market for alternative aviation fuels.

Transportation sector and Finnair are not excluded from the EU Paris-aligned benchmarks (PAB). During reporting period 2025, Finnair had no significant CapEx amounts invested to coal, oil, and gas-related economic activities.

Transition plan as part of business strategy and financial planning

In its business strategy, Finnair has included ESG measures in line with the airline industry as a core enabler in its operations. The Board and the Executive Board oversee the effective implementation of decarbonisation activities, ensuring that sustainability objectives are considered in strategic and financial planning, investment decisions, and day-to-day operations. Finnair's business strategy and financial planning take into account direct costs and risks related to sustainability. These include regulatory compliance requirements, SAF purchases, carbon credit purchases, and additional emission-free energy costs.

In 2025, Finnair paid approximately 104.0 MEUR in environmental costs (91.6) of which EU/SWISS/UK emissions trading systems costs constituted majority share at 71.6 MEUR (57.4). The remaining share of environmental costs consisted of other environmental fees and taxes. EU's SAF mandate for fuel suppliers entered into force in the beginning of 2025, accounting for 24 MEUR in sustainable aviation fuel costs for Finnair. In the beginning of 2026, costs are expected to increase significantly due to the tightening of the EU Emissions Trading System as free allowances for aviation are no longer granted (see Risk 2 in Table 1 below). Finnair automatically includes regulatory environmental costs related to jet fuel in its financial planning as an internal carbon price. For more information, see *E1-8 Internal carbon pricing*.

In 2025, Finnair applied for EU ETS emission allowances based on the use of SAF, using 2024 consumption data. In 2024, the company used 4,688 tonnes of SAF, of which 769 tonnes were on EU ETS flights. In September 2025, Finnair was allocated 6,810 emission allowances, valued at approximately EUR 0.47 million.

Taxes and other environmental costs



Other environmentally related costs include noise and emissions charges by stations. SAF-related additional costs are excluded.

Business model and operating environment
Financial performance in 2025
Financial position and capital expenditure
Fleet
Strategy
Changes in company management
Shares and shareholders
Shareholder return policy and the Board's proposal for the distribution of profit
Risk management
Significant risks and uncertainties
Seasonal variation and sensitivities in business operations
Outlook and guidance
Events after the period
Performance indicators classified as alternative performance measures
Reconciliation of performance indicators classified as alternative performance measures
Other performance indicators

- **Sustainability Report**
  - General information
  - Environmental information
    - EU Taxonomy
    - E1 Climate change
    - E4 Biodiversity and ecosystems
    - E5 Resource use and circular economy
  - Social information
  - Governance information

Finnair has begun its long journey to reduce the use of fossil energy, but the transition to renewable energy in aviation will not be linear and may take decades. Finnair has also begun to establish milestones for this journey, and is gradually increasing the volume of SAF use, continuously improving energy-efficiency of flying, closely monitoring the development of disruptive propulsion solutions such as new hydrogen, electric and hybrid aircraft, and providing aircraft operator input to the development of these technologies. New technologies are advancing at an accelerating pace, making it crucial to identify and select the optimal path to achieve carbon neutral flying.

Risk of locked-in emissions

The age of the aircraft, and thus the age distribution of the fleet, has an impact on the airline's emissions profile. Newer aircraft typically have lower emissions, while older aircraft produce relatively higher emissions due to older engine design and operating characteristics. The average age of Finnair's fleet is 15.1 years (age range 1-26) and is therefore middle-aged. The economic service life of the aircraft is approximately 25 years. This reflects Finnair's multifaceted challenge of reducing greenhouse gas emissions and managing related transition risks through fleet planning and investments. Investments and assets related to older aircraft may carry the risk of locked-in greenhouse gas emissions as emissions-related legislation tightens and market demands to switch to lower-emission aircraft increase.

Proactive fleet management and renewal planning are essential to effectively manage transition risks. In conclusion, although the average age of Finnair's fleet is about 15 years, the fleet may include locked-in GHG emissions. In the long-term, this may pose a transition risk to the emission reduction target and increase pressure to find cost-effective solutions on the renewable fuels market.

Business model and operating environment
Financial performance in 2025
Financial position and capital expenditure
Fleet
Strategy
Changes in company management
Shares and shareholders
Shareholder return policy and the Board's proposal for the distribution of profit
Risk management
Significant risks and uncertainties
Seasonal variation and sensitivities in business operations
Outlook and guidance
Events after the period
Performance indicators classified as alternative performance measures
Reconciliation of performance indicators classified as alternative performance measures
Other performance indicators

- **Sustainability Report**
  - General information
  - Environmental information
    - EU Taxonomy
    - E1 Climate change
    - E4 Biodiversity and ecosystems
    - E5 Resource use and circular economy
  - Social information
  - Governance information

SBM-3 Material impacts, risks and opportunities and their interaction with strategy and business model

Identified material sustainability matter	Type	Description
Climate change mitigation		
GHG emissions in own operations (Scope 1 & 2)	**Negative impact**	Approximately 80% of Finnair's total greenhouse gas (GHG) emissions are direct emissions (Scope 1), primarily resulting from the consumption of jet fuel. This share does not include the climate-warming effects of other GHG emissions than CO_2, which would further increase the contribution of direct emissions (see section on non-CO_2 effects below). Indirect emissions from purchased electricity and district heating (Scope 2) are minimal, as the company sources only emission-free electricity and district heating. Emissions from ground vehicles account for approximately 0.001% of Finnair's total GHG emissions.
GHG emissions in value chain (Scope 3)	**Negative impact**	Other emissions in the value chain account for about 20% of Finnair's total emissions. They mainly consist of the transport and production of fuels used (12%) and purchased goods and services (5%).
Risk of increasing regulatory obligations	**Transition risk**	Changes in regulations aimed at reducing aviation emissions can impact airline operators. Increasing carbon pricing, national or regional emission reduction targets (in the form of mandates, taxes, etc.) and related regulation can increase operating costs and might require significant investments in new technology and fuel efficiency. This risk would also include the increasing carbon cost of various carbon pricing mechanisms (including EU ETS and CORSIA, but also voluntary markets).
Risks from transitioning to fossil-free aviation	**Transition risk**	The cost of transitioning to fossil-free aviation requires significant investments in SAF, fuel efficiency and technology, which can financially burden Finnair potentially leading to increased debt or reduced profitability, as well as increased operational costs. Transitioning to more fuel-efficient aircraft can be costly and pose technological challenges. Poor timing, availability, and length of commitment to invest in new aircraft can lead to both financial and locked-in GHG emissions risks associated with the evolution of aviation technology. Finnair may also face operational challenges during the transition to new technologies, such as adjusting network and flight schedules and implementing the new technology (Maintenance, repair and overhaul (MRO), infrastructure, etc.).
Risk of losing reputation and declining market demand	**Transition risk**	Failure to demonstrate commitment to sustainability objectives and non-effective climate change adaptation measures (increased emissions and operational delays, etc.) can damage Finnair's reputation, impacting customer loyalty and investor confidence. If consumer preferences shift towards less CO_2 heavy travel options and Finnair does not adapt to these preferences, it may face falling demand, loss of market share, and reduced profitability.
Risk of increasing fines and litigation	**Transition risk**	Non-compliance with climate-related regulations can result in legal risks, including fines and litigation, which can affect Finnair's financial standing.
Proactive adoption of sustainability practices, e.g. to reduce GHG emissions	**Opportunity**	Proactively adopting sustainability practices, for example, to reduce GHG emissions and/or to exceed regulatory requirements, may not only protect Finnair from transition and regulatory risks, but position Finnair favourably in potential legal disputes (e.g. green claims) and in public perception. This can help gain a competitive advantage and attract environmentally conscious customers.
Enhanced sources of capital, revenue, and cost-savings through sustainability	**Opportunity**	Finnair can explore revenue generation or cost avoidance opportunities through active participation in the emerging SAF and carbon markets, and emissions trading systems. Demonstrating commitment to sustainability can attract investors and enhance access to capital. Investing in research and development of SAF can help Finnair generate future cost advantages.

Business model and operating environment
Financial performance in 2025
Financial position and capital expenditure
Fleet
Strategy
Changes in company management
Shares and shareholders
Shareholder return policy and the Board's proposal for the distribution of profit
Risk management
Significant risks and uncertainties
Seasonal variation and sensitivities in business operations
Outlook and guidance
Events after the period
Performance indicators classified as alternative performance measures
Reconciliation of performance indicators classified as alternative performance measures
Other performance indicators

- **Sustainability Report**
  - General information
  - Environmental information
    - EU Taxonomy
    - E1 Climate change
    - E4 Biodiversity and ecosystems
    - E5 Resource use and circular economy
  - Social information
  - Governance information

Identified material sustainability matter	Type	Description
Collaboration in supply chain	**Opportunity**	Collaborating with stakeholders to develop products and services with a smaller environmental footprint can enhance supply chain resilience and reduce the environmental impact of flying. For example, involving customers in voluntary climate initiatives, such as supporting SAF, can promote customer loyalty, improve Finnair's reputation and support achieving the company's own environmental goals.
Non-CO_2 emissions in own operations	Negative impact	Non-CO_2 emissions from aviation interact with the atmosphere in several ways and contribute to phenomena such as contrail formation, which overall have a warming effect on the climate. These impacts can be mitigated to some extent through flight route and altitude optimisation, and by using sustainable aviation fuel (SAF) and more efficient engines that reduce particulate emissions.
Climate change adaptation		
Operations in areas vulnerable to impacts of climate change	Financial risk	Finnair has a global network which operates to areas which may become increasingly vulnerable to severe weather events (flooding, wildfires, drought), causing potential disruptions to operations. Such risks are mitigated through ongoing operational controls and risk management measures.
Energy		
Fuel and energy consumption in air transport	**Negative impact**	Jet fuel use accounts for over 99% of Finnair's total energy use, including wet lease out operations.
Investment in advanced technologies and maintenance practices	**Opportunity**	Newer aircraft typically have improved energy efficiency due to technological advances, while older aircraft have relatively higher energy consumption. Well-timed transition to newer aircraft technologies would decrease the fuel per passenger-kilometre travelled, thus positively impacting operating costs and profitability. In addition, investment in advanced data analytics and artificial intelligence to analyse operational data can identify opportunities for energy savings and efficiency improvements. Finnair can also invest in proactive maintenance practices to ensure that aircraft systems operate at best efficiency, reducing unnecessary energy consumption. Embracing innovations, such as improving aerodynamics and reducing aircraft operative weight, can improve fuel efficiency and reduce energy consumption.

For a description of how and when the climate-related resilience analyses have been conducted, including the use of climate scenario analyses, see *ESRS 2 IRO-1 Description of processes to identify and assess material impacts, risks and opportunities*. For summary of the results of analysis, see below Tables 1 and 2.

Business model and operating environment
Financial performance in 2025
Financial position and capital expenditure
Fleet
Strategy
Changes in company management
Shares and shareholders
Shareholder return policy and the Board's proposal for the distribution of profit
Risk management
Significant risks and uncertainties
Seasonal variation and sensitivities in business operations
Outlook and guidance
Events after the period
Performance indicators classified as alternative performance measures
Reconciliation of performance indicators classified as alternative performance measures
Other performance indicators

Sustainability Report
General information
Environmental information
EU Taxonomy
E1 Climate change
E4 Biodiversity and ecosystems
E5 Resource use and circular economy
Social information
Governance information

Table 1. Anticipated financial effects of transition risks

RISK 1 **Transition risk: Technology**	**Market shifts towards low-carbon aircraft technologies. Investments in lower emissions new technology aircraft require significant capital investments. Rising capital and/or operational costs may lead to the need to rise flight ticket prices. If the increase in fixed assets/operating costs cannot be fully passed on in ticket prices, there is a risk that margins will be reduced.**		
	Short-term impact (0–1 years)	**Medium-term impact (2–5 years)**	**Long-term impact (6–10 years)**
Impact description	Finnair is preparing for a partial renewal if its narrowbody fleet, but this brings no impacts in the short-term.	In the medium- and long-term, direct operational costs based on environmental fees through EU regulations will increase. If Finnair's growth and the investment needs arising from the ageing of its narrow-body fleet cannot be met by utilising the latest technology on the market, the relative fuel cost position of the fleet could weaken compared to competitors.	
Anticipated annual financial effect[1]	Low impact	Low impact	High impact
Explanation of cost calculation	The estimated financial impact reflects the relative deterioration in the operative cost level when comparing Finnair's current fleet and optimally renewed fleet considering the availability of the aircraft market. No factors other than the higher fuel consumption of the fleet and the higher relative increase in regulatory costs related to EU regulation have been taken into account in calculating the cost level, so the figures are indicative and should not be directly referred to as an assumed increase in the operative cost. New aircraft technology is assumed to be approximately 15% more fuel efficient than the latest aircraft today.		
Adaptation strategy	• Finnair is not making significant short-term investments in old or rapidly obsolete technology. Furthermore, no significant technological renewal of the market is expected in the medium- or long-term, that would lead either to significant relative deterioration in operational costs or to negative customer attitudes. • Over a longer timeline of more than 10 years, estimating technological development and economic impacts is very challenging. Finnair is closely monitoring the development of new electric, hydrogen and hybrid aircraft.		

[1] *The criteria for the anticipated financial effects have been estimated as annual cost impact as follows: Low impact; less than 5 MEUR, Medium impact; 5–20 MEUR and High impact; over 20 MEUR.*

Business model and operating environment
Financial performance in 2025
Financial position and capital expenditure
Fleet
Strategy
Changes in company management
Shares and shareholders
Shareholder return policy and the Board's proposal for the distribution of profit
Risk management
Significant risks and uncertainties
Seasonal variation and sensitivities in business operations
Outlook and guidance
Events after the period
Performance indicators classified as alternative performance measures
Reconciliation of performance indicators classified as alternative performance measures
Other performance indicators

- **Sustainability Report**
  - General information
  - Environmental information
    - EU Taxonomy
    - E1 Climate change
    - E4 Biodiversity and ecosystems
    - E5 Resource use and circular economy
  - Social information
  - Governance information

RISK 2	**Regulatory changes that increase direct operational costs. If the increase in the cost cannot be fully passed on to ticket prices, there is a risk of lower margins.**		
Transition risk: Policy and legal			
	Short-term impact (0–1 years)	**Medium-term impact (2–5 years)**	**Long-term impact (6–10 years)**
Impact description	• The ReFuelEU Aviation regulation has entered into force at the beginning of 2025. • The amendment to the EU ETS regulation has entered into force at the beginning of 2026, when free emission allowances for aviation will no longer be distributed. • Due to the above legislative changes, Finnair's fuel costs continue to increase.	• The biggest risk for additional cost in the medium-term will come from the possible further amendments to the EU ETS regulation. • It is uncertain whether the EU SAF incentive through ETS emission allowances will continue and whether non-CO_2 impacts will be included to the ETS system and how they should be calculated.	• ReFuelEU Aviation's SAF mandate for fuel suppliers will increase to 6% in 2030 and to 20% in 2035. Other countries will also start implementing SAF mandates by 2030 or beyond. • It is uncertain whether a kerosene tax will enter into force in the EU during this period, and whether SAF suppliers will be able to respond to large increments in mandate levels.
Anticipated annual financial effect[1]	High impact	High impact	High impact
Explanation of cost calculation	These estimates should not be used as given but are only illustrative figures on the effects of regulation on Finnair's direct operational costs. In the calculation, the SAF premium price is based on the premium price range of SAF currently available on the market (2-3 times the price of fossil fuel). The estimated market price of the EU ETS emissions trading scheme is between 60-100 EUR/t. The financial effect of the risk describes fluctuations in market prices for the environmental costs and how dynamic ticket pricing could cover the costs. The above-mentioned uncertainties have not been included in the calculation.		
Adaptation strategy	To respond to the potential risk outcome, Finnair has started work on a transition plan. The strategic use of SAF and participation in evolving new energy ecosystems offers a significant opportunity to reduce operational emissions and adapt to the future regulatory cost increase while maintaining a good market position.		

[1] *The criteria for the anticipated financial effects have been estimated as annual cost impact as follows: Low impact; less than 5 MEUR, Medium impact; 5–20 MEUR and High impact; over 20 MEUR.*

RISK 3	**Failure to take action on climate change can lead to loss of reputation, customer loyalty and investor confidence. Reduced demand could result in decreasing revenue.**		
Transition risk: Market risk			
	Short-term impact (0–1 years)	**Medium-term impact (2–5 years)**	**Long-term impact (6–10 years)**
Impact description	In the short- and medium-term, there is no trend where Finnair's actions (positive or negative) would have a significant impact on Finnair's attractiveness.		Not assessed
Anticipated annual financial effect	Not assessed	Not assessed	Not assessed
Explanation of cost calculation	The impact of Finnair's own environmental actions on Finnair's brand value and demand is currently difficult to quantify.		
Adaptation strategy	To provide investors with Finnair's vision for the future and to deliver on this, Finnair needs to communicate this vision to its customers and provide them with sustainable service and loyalty programs, invest in modern and efficient technology, leverage industry best practices, and continuously strive to reduce fuel consumption and CO_2 emissions. Effective communication and promotional awareness-campaigns between different stakeholders are also essential in avoiding market risks and creating new opportunities for cooperation.		

Business model and operating environment
Financial performance in 2025
Financial position and capital expenditure
Fleet
Strategy
Changes in company management
Shares and shareholders
Shareholder return policy and the Board's proposal for the distribution of profit
Risk management
Significant risks and uncertainties
Seasonal variation and sensitivities in business operations
Outlook and guidance
Events after the period
Performance indicators classified as alternative performance measures
Reconciliation of performance indicators classified as alternative performance measures
Other performance indicators

Sustainability Report
General information
Environmental information
EU Taxonomy
E1 Climate change
E4 Biodiversity and ecosystems
E5 Resource use and circular economy
Social information
Governance information

Table 2. Potential climate-related opportunities

OPPORTUNITY 1	**The strategic approach to SAF offers a significant opportunity to reduce direct emissions and align with upcoming regulations. By increasing the use of SAF in phases, Finnair can stay ahead of regulatory changes and enhance its competitive standing. Early adoption of SAF could position Finnair within the peer group in developing sustainable aviation, potentially reducing exposure to future compliance costs and brand damage associated with high-emission industry. Over the long-term, a successful SAF strategy can mitigate financial risks linked to fuel price volatility (Table 1; Risk 2), decrease possible carbon taxes, and support Finnair's growth by meeting consumer demand for sustainable travel.**		
Energy source			
	Short-term impact (0–1 years)	**Medium-term impact (2–5 years)**	**Long-term impact (6–10 years)**
Impact description	No impact	No impact	The potential economic impact here could refer to a reduction in regulative environmental charges, but also to mitigate risk against volatile SAF premium prices.
Anticipated annual financial effect[1]	No effect	No effect	Not assessed
Explanation of cost calculation	As the time horizon is long, reliable estimates of the financial effects are challenging to make.		
Adaptation strategy	Finnair sees SAF as crucial in reducing CO_2 emissions of aviation. However, the resulting reduction in environmental charges (e.g. EU ETS cost) alone does not incentivise increasing use of SAF, but rather there needs to be several stackable incentives. More incentives to reduce SAF's market price must be found. This can be achieved by wide collaboration with the air transport sector stakeholders and policy makers. Finnair supports SAF ramp-up in Helsinki-Vantaa airport and participates in R&D programs and various EU initiatives for improving SAF implementation attractiveness in aviation. Finnair is engaged in climate policy discussions in various forums, developing and promoting market driven energy and climate policy framework and legislation. Finnair encourages customers to contribute to voluntary SAF and thus helping the industry in its transition from using fossil fuels.		

[1] *The criteria for the anticipated financial effects have been estimated as annual cost impact as follows: Low impact; less than 5 MEUR, Medium impact; 5–20 MEUR and High impact; over 20 MEUR.*

Business model and operating environment
Financial performance in 2025
Financial position and capital expenditure
Fleet
Strategy
Changes in company management
Shares and shareholders
Shareholder return policy and the Board's proposal for the distribution of profit
Risk management
Significant risks and uncertainties
Seasonal variation and sensitivities in business operations
Outlook and guidance
Events after the period
Performance indicators classified as alternative performance measures
Reconciliation of performance indicators classified as alternative performance measures
Other performance indicators

- **Sustainability Report**
  - General information
  - Environmental information
    - EU Taxonomy
    - E1 Climate change
    - E4 Biodiversity and ecosystems
    - E5 Resource use and circular economy
  - Social information
  - Governance information

OPPORTUNITY 2	**The geographic location of Finnair's home hub, Helsinki-Vantaa airport, provides a competitive advantage against the impacts of climate change. Its lower exposure to severe weather events, combined with its expertise in operating in severe weather conditions, may help Finnair mitigate disruptions and maintain continuity in business operations. Preparedness and resilience can cause direct and indirect cost savings, reduce the risk of loss of revenue and strengthen Finnair's reputation for reliability.**		
Resilience			
	Short-term impact (0–1 years)	**Medium-term impact (2–5 years)**	**Long-term impact (6–10 years)**
Impact description	In the short- and medium-term, climate change is not expected to significantly increase extreme weather events.		The economic impact of the opportunity is difficult to assess, since punctuality and fuel consumption are the result of many factors, and the physical climate change outcome is yet unknown. Most of the benefits come from operational reliability.
Anticipated annual financial effect	Not assessed	Not assessed	Not assessed
Explanation of cost calculation	As the time horizon is long, reliable and physical climate change outcome in local surroundings is unknown. Estimates on the financial performance and cash flows are challenging to make.		
Adaptation strategy	Maintaining and improving operational punctuality is already one of Finnair's core competencies on a day-to-day basis. In relation to climate change, the increase in extreme weather events may create pressure to develop better weather forecasts in cooperation with the technology service providers.		

OPPORTUNITY 3	**Involving customers in voluntary climate initiatives, such as supporting SAF, can promote customer loyalty and improve Finnair's reputation. By providing ancillary services that support Finnair's own environmental goals, Finnair can meet the growing demand for climate-conscious travellers, strengthen its brand and reduce exposure to penalties or litigation for misleading environmental claims. Sustainability-related programs can support revenue growth and strengthen Finnair's position in a market that is increasingly defined by sustainability.**		
Markets			
	Short-term impact (0–1 years)	**Medium-term impact (2–5 years)**	**Long-term impact (6–10 years)**
Impact description	The main potential positive climate impact is related to the purchase of additional SAF paid by our customers. This accelerates Finnair's vision to move away from fossil fuels, supports the development of the voluntary SAF market and enables customers to take voluntary climate action.		
Anticipated annual financial effect[1]	Low impact	Low impact	Not assessed
Explanation of cost calculation	The potential positive impact here points to an opportunity to increase the use of SAF beyond Finnair's own voluntary purchasing opportunities, reducing environmental regulatory fees.		
Adaptation strategy	Finnair offers its customers the opportunity to take voluntary climate action through targeted programmes. They can finance the purchase of additional SAF that increases the total amount of SAF used by Finnair. This customer collaboration is constantly being developed, and simpler and more interesting components are being created. Finnair will provide customers with more transparent, clear and targeted communications related to its own environmental actions and cooperation.		

[1] *The criteria for the anticipated financial effects have been estimated as annual cost impact as follows: Low impact; less than 5 MEUR, Medium impact; 5–20 MEUR and High impact; over 20 MEUR.*

Business model and operating environment
Financial performance in 2025
Financial position and capital expenditure
Fleet
Strategy
Changes in company management
Shares and shareholders
Shareholder return policy and the Board's proposal for the distribution of profit
Risk management
Significant risks and uncertainties
Seasonal variation and sensitivities in business operations
Outlook and guidance
Events after the period
Performance indicators classified as alternative performance measures
Reconciliation of performance indicators classified as alternative performance measures
Other performance indicators

- **Sustainability Report**
  - General information
  - Environmental information
    - EU Taxonomy
    - E1 Climate change
    - E4 Biodiversity and ecosystems
    - E5 Resource use and circular economy
  - Social information
  - Governance information

Mitigation strategy

Finnair's climate change mitigation strategy is based on understanding the operational control the company has over its value chain, whether through direct control, influence or guidance. Below is a summary of the most relevant activities classified according to the operational controls.

Direct Control

By investing in modern, more fuel-efficient aircraft Finnair can significantly reduce its direct emissions. Finnair can also improve fuel efficiency by reducing aircraft weight and optimisation of flight methods. The transition from fossil fuels to alternatives is under Finnair's direct control, although such a significant transition requires sustainable financial performance and extensive cooperation and risk sharing between different stakeholders. In addition to CO_2 reductions, Finnair can mitigate non-CO_2 climate impacts such as contrail formation by optimizing flight routes and altitudes when advanced weather and atmospheric data will be available for flight planning tools. These measures help avoid regions where contrails are most likely to form, reducing their warming effect. Advanced flight planning tools, data analytics and artificial intelligence can support real-time decision-making to minimise contrail impact alongside fuel efficiency improvements.

With emissions other than those from flying, Finnair can achieve carbon neutrality in its own ground operations at Helsinki-Vantaa Airport. Here, the activities under Finnair's direct control can include improving energy efficiency, using low-emission and emission-free energy and offsetting. Finnair can also increasingly engage its customers by offering a range of sustainable options during the purchase process and, for example, campaigning to promote voluntary additional SAF purchases. Finnair can also increase its products' life cycles and adopt better circular economy practices in its own operations. Advanced data analytics and artificial intelligence can help Finnair identify energy-saving opportunities within its direct control.

Influence

Finnair can influence its value chain through systematic and continuous improvement across several areas of environmental sustainability. A key focus is promoting SAF and participating in emerging low-carbon energy ecosystems. This includes urging fuel producers to cut CO_2 emissions during production and transport, advocating for subsidies and incentives, and making purchase commitments to support SAF market growth. Finnair can also work closely with business partners to implement circular economy practices and collaborate with technology providers and research institutions to develop predictive models and operational tools for contrail avoidance. Additionally, the company can support industry-wide adoption of contrail mitigation practices and integration into air traffic management systems.

Continuous and systematic cooperation with customers, business partners, and other stakeholders is a prerequisite for Finnair to be able to achieve its decarbonisation goals. Additionally, proactively adopting sustainability practices are ways in which Finnair can influence the broader industry.

Guidance

Finnair can support broader industry and societal change through many kinds of initiatives. Finnair can support and promote the development of the SAF market and new aircraft technologies and promote the upgrading of airport infrastructure to support new technologies' implementation, as well as increase public awareness of the climate impact of contrails and support the development of legislation and research to help reduce the climate impact of non-CO_2 emissions. Implementing responsible tourism practices is another way Finnair can guide the industry and help mitigate tourism's impacts on the environment.

Resilience of the business strategy in relation to climate change

Physical climate change

Operational risks to flight operations may increase due to climate change, created by acute, extreme weather events such as storms, heat waves and heavy snowfall, which can disrupt flight schedules, damage infrastructure, cause in-flight injuries and increase operational costs. Long-term changes in climate, i.e., rising temperatures and changing wind-patterns, can affect flight paths, fuel efficiency and overall reliability. These risks are not new but may increase in intensity and frequency. Such risks are mitigated through Finnair's ongoing operational controls and risk management measures. Strong communication expertise, well-functioning communication systems, and strong service recovery capabilities (e.g., automated rerouting of customers) guarantee timely information in various exceptional situations to personnel, passengers and other stakeholders.

Business model and operating environment
Financial performance in 2025
Financial position and capital expenditure
Fleet
Strategy
Changes in company management
Shares and shareholders
Shareholder return policy and the Board's proposal for the distribution of profit
Risk management
Significant risks and uncertainties
Seasonal variation and sensitivities in business operations
Outlook and guidance
Events after the period
Performance indicators classified as alternative performance measures
Reconciliation of performance indicators classified as alternative performance measures
Other performance indicators

- **Sustainability Report**
  - General information
  - Environmental information
    - EU Taxonomy
    - E1 Climate change
    - E4 Biodiversity and ecosystems
    - E5 Resource use and circular economy
  - Social information
  - Governance information

Transition to green economics

The use of jet fuel accounts for approximately one third of Finnair's operative costs and more than 80% of Finnair's total carbon dioxide emissions (Scope 1, 2 and 3). Fuel-related cost development is therefore an essential part of Finnair's profitability and creates the basis for opportunities to take voluntary climate actions. Without actions to mitigate fuel costs, the annual costs of environmental regulation are expected to increase significantly in the short-term and will continue to increase significantly in the long-term.

Based on Finnair's climate scenario analysis the transition to a low-carbon and more energy-efficient economy in the aviation sector is mainly based on three developments: technological developments of aircraft to make them more energy efficient and exploit new forms of energy (hydrogen and electricity), investments in energy infrastructure at airports, and technological and market economy developments in renewable aviation fuels. All of these have a major impact on achieving Finnair's climate objectives but are beyond its own direct operative control.

To enhance its resilience, Finnair is moving forward in line with its peers on ESG matters and exploring partnerships to advance SAF technology and market development, collaborating with business partners to support the development of hydrogen and hybrid technology, and investing in more fuel-efficient aircraft and flight operations.

E1-2 Policies related to climate change mitigation and adaptation

Finnair's Environmental and Energy Efficiency Policy defines Finnair's commitment to manage the most material environmental and energy efficiency aspects and impacts of its operations and to continuously improve operational performance. The policy addresses key areas of environmental sustainability, including climate change mitigation, climate change adaptation, energy efficiency, renewable energy deployment, and collaboration. The commitment and principles set out in the Policy are followed throughout all units, functions, and subsidiaries of Finnair. This policy and/or its most crucial aspects are also communicated to Finnair's entire personnel and to its key suppliers and partners, where applicable, through Finnair's internet and supply and purchase agreements. The policy is owned by Finnair CEO and approved by the Executive Board.

Finnair is committed to managing climate change impacts through a comprehensive Environmental Management System (EMS) that coordinates environmental and energy efficiency management. This system, certified by the IATA Environmental Assessment (IEnvA), addresses the environmental impacts of Finnair's products, services, and processes, aiming to screen its activities and plans in order to identify actual and potential future GHG emission sources and drivers for other climate-related impacts, minimize harm to nature and improve energy and emission efficiency. The Finnair Environmental Manual (FEM) outlines Finnair's environmental rules, ensuring compliance with Finnair's environmental and energy efficiency policy and promoting continuous improvement in environmental performance.

Climate change mitigation

Finnair has set an ambitious climate goal to reduce emissions intensity by 34.5 % during the period of ten years (2024–2033). To achieve this goal, Finnair sets sub-targets, and their realization is monitored through Finnair's environmental management system. Finnair's policy emphasizes continuous improvement, setting realistic environmental targets and work to achieve them. Regulations such as the EU Emissions Trading System, RED, and RefuelEU Aviation lay the foundation for Finnair's climate change mitigation, but Finnair also strives to find the best measures to reduce its greenhouse gas emissions and exceed legal requirements.

Climate change adaptation

The Sustainability Leadership Team is tasked with ensuring environmental risks are assessed and managed. Finnair engages in active dialogue with stakeholders to address environmental concerns and adapt to changing conditions. The Environmental and Energy Efficiency Policy also underscores the importance of protecting biodiversity and ecosystems. Specific measures include addressing the risk of increasing regulatory obligations and promoting responsible tourism practices in areas vulnerable to climate change.

Energy efficiency

Finnair's Environmental and Energy Efficiency Policy sets clear goals for improving energy efficiency across all areas, including flight operations, facilities, catering functions,

Business model and operating environment
Financial performance in 2025
Financial position and capital expenditure
Fleet
Strategy
Changes in company management
Shares and shareholders
Shareholder return policy and the Board's proposal for the distribution of profit
Risk management
Significant risks and uncertainties
Seasonal variation and sensitivities in business operations
Outlook and guidance
Events after the period
Performance indicators classified as alternative performance measures
Reconciliation of performance indicators classified as alternative performance measures
Other performance indicators

- **Sustainability Report**
  - General information
  - Environmental information
    - EU Taxonomy
    - E1 Climate change
    - E4 Biodiversity and ecosystems
    - E5 Resource use and circular economy
  - Social information
  - Governance information

and aircraft maintenance services. Systematic monitoring, auditing, and reviewing of energy consumption help identify areas for improvement. Finnair's policies emphasizes that the priority is to reduce energy consumption before considering other emissions reduction measures.

Renewable Energy Deployment

Finnair's Environmental and Energy Efficiency Policy supports the exploration and use of SAFs and other renewable energy sources. Innovation and a proactive approach to the ongoing energy transition are emphasized, with a commitment to integrating renewable energy into operations. The Policy also promotes circular economy principles, aiming to reduce reliance on non-renewable resources. Collaboration with stakeholders to develop and source sustainable products and services, as well as participation in emerging SAF markets, are key strategies outlined in the Policy.

E1-3 Actions and resources in relation to climate change policies

More than 80% of Finnair's GHG emissions relate to flight operations, consuming jet fuel (Scope 1) plus its production and transportation (Scope 3). For this reason, Finnair's targets, actions, resourcing and reporting related to climate change are focused on this function and the improvement of energy efficiency and the transition to renewable fuels have been identified as significant themes for Finnair.

Finnair prioritises the reduction of direct emissions from its aircraft in its decarbonization efforts. This involves levers such as increasing the use of SAF, improving fuel efficiency of its operations and optimising its fleet energy efficiency in the long-term. Finnair acknowledges that its operations also involve global warming-related emissions other than CO_2e, such as contrails. Table 3 below identifies the total number of active initiatives Finnair had during 2025 to reduce emissions, and the respective CO_2e reductions achieved during the reporting year.

At the beginning of 2025, a regulation has entered into force in the EU according to which airlines must collect and report data that could be used to better calculate and predict the effects of non-CO_2 emissions from aviation on global warming. Finnair has proactively sought to understand the challenges related to data collection and forecasting models and contributes to supporting measures to optimise the amount of these emissions. To effectively reduce the global warming potential of contrails, both automated flight planning tools (strategic tools) and aircraft software (tactical tools) should be available on the market. When this is the case, flight paths through weather conditions in which persistent climate-warming trails form can be minimised.

Transition to Renewable Energy

In 2025, Finnair used 16,360 tons of SAF (4,685), which constituted about 1.6% (0.5) of the total kerosene consumption. Of this SAF, Finnair and its customers voluntarily funded 2,259 tons (2,657) and 14,100 (882) were obtained due to EU mandate for fuel suppliers. In 2025, Finnair began using renewable energy for its staff's business flights in accordance with the Book and Claim reporting principle and purchased an additional amount of sustainable aviation fuel (SAF) corresponding to the fuel consumption of these flights. This covers 100% of the flights that the staff flew with Finnair. Finnair buys SAF for 100% of its staff business flights. Overall, the use of SAF resulted in a reduction of CO_2e emissions by 52,986 tons (16,520). These figures contain so-called life-cycle emissions (WTW/LCA).

Finnair sources SAF from suppliers at the airports to which it operates. The mandated SAF is refuelled in accordance with the requirements of EU regulations. Finnair sources Voluntary SAF to the extent that is needed to 1.) cover the expected demand from consumer, cargo and corporate customers and, in addition 2.) Finnair's own voluntary volumes required to track towards its climate goals.
27% of Finnair's ground vehicles are electric, and the rest uses diesel, fuel oil, and petrol. Of these fuels, diesel has been renewable from 2019, and in 2024 the company also switched to a renewable alternative in fuel oil. The gasoline Finnair uses contains a 10% renewable component. In 2025, 98% (56) of the ground fuels used were renewable and 100% of the company's electricity and 98% district heating at Helsinki-Vantaa home hub was emission free.

Improving Energy and Emission Efficiency

In 2025, Finnair's traffic measured in revenue tonne kilometres (RTK) increased by 2.7% compared to 2024 (5.4). Also, direct carbon dioxide emissions (CO_2e) from own operations increased by 0.6% (7.1) to 3,263,833 tons (3,244,093). The SBTi aligned emission intensity

Business model and operating environment
Financial performance in 2025
Financial position and capital expenditure
Fleet
Strategy
Changes in company management
Shares and shareholders
Shareholder return policy and the Board's proposal for the distribution of profit
Risk management
Significant risks and uncertainties
Seasonal variation and sensitivities in business operations
Outlook and guidance
Events after the period
Performance indicators classified as alternative performance measures
Reconciliation of performance indicators classified as alternative performance measures
Other performance indicators

- **Sustainability Report**
  - General information
  - Environmental information
    - EU Taxonomy
    - E1 Climate change
    - E4 Biodiversity and ecosystems
    - E5 Resource use and circular economy
  - Social information
  - Governance information

Table 3. List of emission reduction initiatives for each top-level emission reduction lever and their stage of development during the reporting year

Emission reduction lever	Number of initiatives				Scope 1 emission reduction in 2025, tonnes of CO_2e
	Implemented in 2025	Implementation commenced in 2025	To be implemented	Under investigation/ development	
Transition to renewable energy*	3	1	1	0	52,986
Improving fuel efficiency	2	5	7	7	3,855
Aircraft technology improvements	0	0	0	3	0
Other	0	0	0	0	0

** This figure includes the SAF blending mandate that came into force at the beginning of 2025.*
The table does not count in the initiatives implemented before 2025.

of flying was 976.4 gCO_2e/RTK (995.2), a decrease of 1.9% (+1.8). The improvement in emissions intensity was mainly due to increased use of SAF, improved load factors, slower flight speed of the A330 fleet on average, and improved operational flight efficiency. Finnair has a cross-organisational working group focusing on operational fuel efficiency, and in 2025, the projects coordinated by the group saved approximately 1,059 tonnes of fuel (2,437) and reduced Finnair's direct carbon dioxide emissions by approximately 3,855 tonnes (7,700). Measures implemented in 2025 included, for example, the introduction of new tools for the flight profile optimisation, optimizing the use of the Auxillary Power Units (APU) and optimizing aircraft turnarounds. The working group has been in operation for several years, and the above-mentioned figures and projects do not take into account the group's achievements from previous years.

The energy consumption of facilities decreased by 8.5% in 2025 (-0.2). The total electricity consumption of the facilities was 22,172 MWh (23,213) and heat consumption 21,899 MWh (24,969). The clear decrease in the need for heating energy (district heating and electricity used for heating) can be explained by the warmer winter months on average. Finnair has switched to using both emission-free electricity and district heating from the beginning of 2024. However, the market-based carbon dioxide emissions from the energy consumption of the properties were 61.5 tonnes due to the fact that it was not possible to purchase emission-free district heating for contractual reasons in one of the properties used by the company.

Aircraft Technology Improvements

Advancements in aircraft technology aim to reduce carbon dioxide emissions by developing aircraft that consume less fuel and enabling the use of less carbon intensive fuels. Most technological improvements stem from new propulsion technologies. These can be categorized into two classes: enhancements of existing technology and disruptive propulsion systems. On the timeline of Finnair's 2033 goal, the development of current technology can achieve approximately 15% better fuel efficiency compared to Finnair's existing narrow-body fleet. Engine and airframe manufacturers are already collaborating closely to exceed the use of the current maximum 50% SAF blend and achieve 100%. The broader market introduction of disruptive propulsion systems after 2040 supports the aviation industry's collective net-zero target for 2050. This includes the wider adoption of electric, hybrid, or hydrogen technologies. Finnair is closely monitoring the industry's technological advancements.

E1-4 Targets related to climate change mitigation and adaptation

Currently, Finnair does not have all the required elements of its transition plan for achieving climate neutrality by 2050 approved by its Board and documented in accordance with the CSRD. Therefore, Finnair does not claim to have a valid

Business model and operating environment
Financial performance in 2025
Financial position and capital expenditure
Fleet
Strategy
Changes in company management
Shares and shareholders
Shareholder return policy and the Board's proposal for the distribution of profit
Risk management
Significant risks and uncertainties
Seasonal variation and sensitivities in business operations
Outlook and guidance
Events after the period
Performance indicators classified as alternative performance measures
Reconciliation of performance indicators classified as alternative performance measures
Other performance indicators

- **Sustainability Report**
  - General information
  - Environmental information
    - EU Taxonomy
    - E1 Climate change
    - E4 Biodiversity and ecosystems
    - E5 Resource use and circular economy
  - Social information
  - Governance information

transition plan for climate change mitigation at this time. Finnair has set a long-term emission reduction target related to the transition plan and further planning is underway.

Finnair's SBTi-validated short-term emissions efficiency target for a ten-year period to support limiting global warming to 1.5 degrees as agreed in the Paris Agreement, entails a 34.5% reduction in well-to-wake Scope 1 and 3 jet fuel GHG emissions per revenue tonne kilometre (RTK) by 2033 from a 2023 base year. Translated to absolute CO_2e emissions, the target equates to a reduction of approximately 13%.

Development in Finnair's flight emissions and emission efficiency

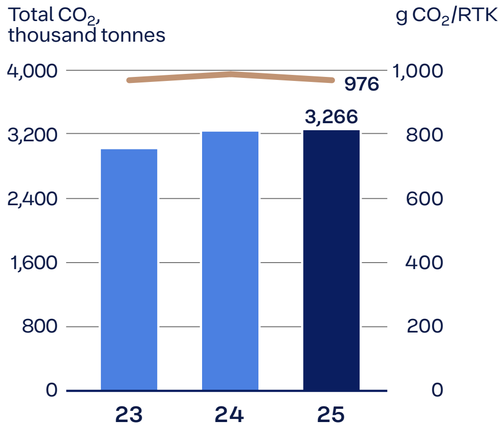

RTK = revenue tonne kilometres, i.e. capacity use according to payload weight.

The SBTi 1.5-degree sector pathway for aviation utilised in Finnair's target setting is derived from the Breakthrough scenario described in the Aviation Vision 2050 report from the International Council on Clean Transportation (ICCT; Graver et al. 2022). The scenario projects widespread investments in zero carbon aircraft and fuels, leading to a peak in fossil jet fuel use in 2025 and elimination of fossil jet fuel use by 2050. The Breakthrough scenario incorporates projected demand and technology changes that are sufficient to align a 2050 net-zero carbon dioxide (CO_2) goal together with limited carbon removals but are plausible according to industry trends. For example, activity growth for the sector under the Breakthrough scenario is consistent with aviation traffic projections developed by the industry (ATAG, 2021; Boeing, 2021; ICAO, 2021).

Non-CO_2 emissions, such as contrails, also contribute to global warming, but are not included in Finnair's SBTi target in accordance with the current SBTi guidelines. The calculation of the climate impact of contrails and their comparability with CO_2 emissions, as well as the mitigation measures to be applied, are not yet sufficiently established to set scientific targets. During 2025, Finnair has launched a programme to systematically improve the reporting, calculation, and development of potential mitigation measures for non-CO_2 emissions. The first goal of the program is to implement an internal operating model for the management of contrails by the end of 2027.

Finnair's objective for climate change mitigation is to reduce fossil carbon emissions from its flight operations. The key levers are:

- **Transition to renewable energy:** As jet fuel currently accounts for more than 80% of Finnair's total carbon footprint, increasing the use of SAF will play a significant role in reducing emissions. SAF can reduce fossil CO_2 emissions up to 80% compared to fossil-based fuels. Finnair aspires to increase its SAF usage in line with its peers.
- **Improving fuel efficiency:** Finnair continues to invest in fuel efficiency daily, with every single flight. This means fuel-efficient network, traffic and flight planning, optimising the operative weight of the aircraft, and operating each flight as fuel efficiently as possible.
- **Aircraft technology improvement:** The pandemic has affected the timing of Finnair's fleet renewal plan and the aircraft manufacturers' capability to deliver new aircraft. Finnair is closely monitoring the development of aircraft efficiency and new electric, hydrogen and hybrid aircraft. Worldwide, new technologies are advancing at an accelerating pace, making it crucial to identify and select the optimal path to support Finnair's climate targets.

Business model and operating environment
Financial performance in 2025
Financial position and capital expenditure
Fleet
Strategy
Changes in company management
Shares and shareholders
Shareholder return policy and the Board's proposal for the distribution of profit
Risk management
Significant risks and uncertainties
Seasonal variation and sensitivities in business operations
Outlook and guidance
Events after the period
Performance indicators classified as alternative performance measures
Reconciliation of performance indicators classified as alternative performance measures
Other performance indicators

Sustainability Report
General information
Environmental information
EU Taxonomy
E1 Climate change
E4 Biodiversity and ecosystems
E5 Resource use and circular economy
Social information
Governance information

Finnair is committed to carbon neutrality in its own ground operations at Helsinki-Vantaa airport (Scope 1, 2, and Scope 3 Category 3) since 2023. To maintain this commitment Finnair is using emission-free electricity and district heating in its facilities, and renewable fuels in its ground equipment whenever possible. The residual emissions are compensated through certified climate projects. In 2025, 331 tonnes of CO_2 (643) was compensated to achieve carbon neutrality. Finnair acknowledges that available strategies to pursue these measures are subject to various uncertainties and risks.

Notably, there are concerns about the availability and price trajectory of SAF, procurement of next-generation aircraft, and uncertainty regarding policy frameworks. These factors pose potential challenges that may impact Finnair's plans. It should be noted that Table 31b. detailing Finnair's own ground operations' emissions reduction targets (Scopes 1, 2 and 3) is not featured in this Sustainability Report, as the targets presented in the Table have been achieved, and further electrification of the ground equipment has not been targeted.

Table 31. GHG well-to-wake (Scope 1 and 3 jet fuel well-to-wake) emissions reduction targets for Finnair's flight operations

Target	2023 base year	2030 target	2033 target	2050 target
Flight GHG emissions, ktons CO_2e (%)	3,492,214	N/A	3,043,254 (-13%)	N/A
Flight emission efficiency, g CO_2e/RTK (%)	976	N/A	639 (-34.5%)	N/A
Sub-targets for the emission reduction levers				
Transition to renewable fuels (SAF), %	-	-10%	-21.0%	-
Improving fuel efficiency, %	-	-	-8.5%	-
Aircraft technology improvements, %	-	-	-5.0%	-
Other, %	-	-	-	-

Summary of the decarbonisation levers and their respective weights to reduce flight-related Scope 1 and 3 jet fuel GHG emissions in the next 10 years horizon

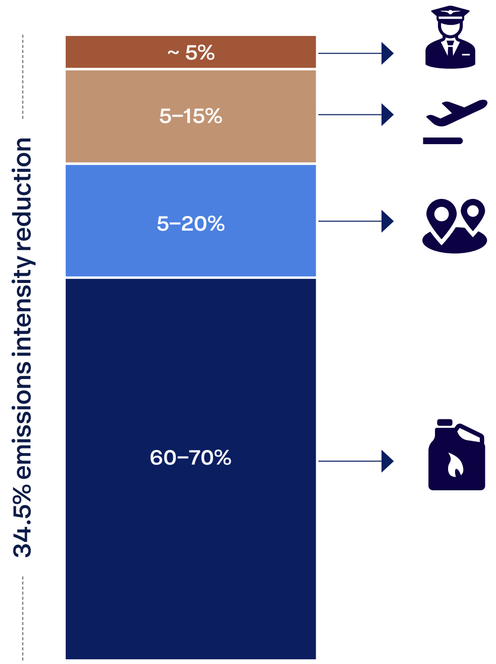

Note: The exact weight of the levers depends on the implementation of the shape and size of the network, of fleet renewal, and of the success of operational efficiencies.

Business model and operating environment
Financial performance in 2025
Financial position and capital expenditure
Fleet
Strategy
Changes in company management
Shares and shareholders
Shareholder return policy and the Board's proposal for the distribution of profit
Risk management
Significant risks and uncertainties
Seasonal variation and sensitivities in business operations
Outlook and guidance
Events after the period
Performance indicators classified as alternative performance measures
Reconciliation of performance indicators classified as alternative performance measures
Other performance indicators

Sustainability Report
General information
Environmental information
EU Taxonomy
E1 Climate change
E4 Biodiversity and ecosystems
E5 Resource use and circular economy
Social information
Governance information

E1-5 Energy consumption and mix

Table AR 34. Finnair's energy consumption and mix

Energy consumption and mix	Base year 2023	Comparative 2024	2025
(1) Fuel consumption from coal and coal products (MWh)	0	0	0
(2) Fuel consumption from crude oil and petroleum products (MWh)*	12,016,920	13,073,257	13,018,882
(3) Fuel consumption from natural gas (MWh)	0	0	0
(4) Fuel consumption from other fossil sources (MWh)	0	0	0
(5) Consumption of purchased or acquired electricity, heat, steam, and cooling from fossil sources (MWh)	36,708	0	402
(6) Total fossil energy consumption (MWh) (calculated as the sum of lines 1–5)	12,053,628	13,073,257	13,019,284
Share of fossil sources in total energy consumption, %	99.7	99.2	98.1
(7) Consumption from nuclear sources (MWh)	4,287	0	21,435
Share of consumption from nuclear sources in total energy consumption, %	0.0	0.0	0.2
(8) Fuel consumption for renewable sources, including biomass (also comprising industrial and municipal waste of biologic origin, biogas, renewable hydrogen, etc.) (MWh)*	28,814	59,748	207,693
(9) Consumption of purchased or acquired electricity, heat, steam, and cooling from renewable sources (MWh)	7,005	47,430	21,497
(10) The consumption of self-generated non-fuel renewable energy (MWh)	285	752	737
(11) Total renewable and low carbon energy consumption (MWh) (calculated as the sum of lines 8–10)	36,104	107,930	229,926
Share of renewable sources in total energy consumption, %	0.3	0.8	1.7
Total energy consumption (MWh) (calculated as the sum of lines 6, 7, and 11)	12,094,019	13,181,187	13,270,646

1) Finnair does not consume coal or coal products. 2) The fuel consumption from petroleum products here refers to the fossil jet fuel, see Table 5 and Scope 1 description for more detailed description. 3) Finnair does not consume natural gas. 4) Finnair does not consume other fossil fuels to petroleum products. 5), 7) and 9) See Table 5 and Scope 2 description for more detailed description. 8) Fuel consumption from renewable sources here refers to the SAF Finnair is using. See Table 5 Scope 1 for more detailed description. 10) Finnair has its own solar power production. See Table 5 Scope 1 for more detailed description.

** Normec-Verifavia SAS has verified with reasonable assurance the figures relating to aviation fuel consumption (conventional aviation fuel) and with limited assurance the figures relating to sustainable aviation fuel (SAF).*

Table AR 37. Energy intensity per net revenue

Energy intensity per net revenue	Base year 2023	Comparative 2024	2025	% N / N-1
Total energy consumption from activities in high climate impact sectors per net revenue from activities in high climate impact sectors (MWh/MEUR)[1]	4,046.9	4,323.4	4,272.3	98.8

[1] Total energy consumption used here refers to the total energy consumption of the Table AR34 above.

Business model and operating environment
Financial performance in 2025
Financial position and capital expenditure
Fleet
Strategy
Changes in company management
Shares and shareholders
Shareholder return policy and the Board's proposal for the distribution of profit
Risk management
Significant risks and uncertainties
Seasonal variation and sensitivities in business operations
Outlook and guidance
Events after the period
Performance indicators classified as alternative performance measures
Reconciliation of performance indicators classified as alternative performance measures
Other performance indicators

Sustainability Report
General information
Environmental information
EU Taxonomy
E1 Climate change
E4 Biodiversity and ecosystems
E5 Resource use and circular economy
Social information
Governance information

Table AR 38 & 55. Connectivity of GHG and energy intensities based on net revenue with financial reporting information

	Base year 2023	Comparative 2024	2025
Net revenue from activities in high climate impact sectors used to calculate GHG and energy intensities	2,988.5	3,048.8	3,106.2
Net revenue, other (MEUR)	0	0	0
Total net revenue (Financial statements, MEUR)	2,988.5	3,048.8	3,106.2

E1-6 Gross Scopes 1, 2, 3 and Total GHG emissions

The GHG emissions data reported below provide an understanding of Finnair's direct and indirect impacts on climate change. Table 4 presents the relevance assessment of Finnair's emission sources as well as the calculation methods used in the scope calculations, the assumptions used in them and the emission factors. There have been no significant changes in data sources or calculation methods compared to the previous reporting period.

Table AR 54. GHG intensity per net revenue

GHG intensity per net revenue	Base year 2023	Comparative 2024	2025	% N / N-1
Total GHG emissions (location-based) per net revenue (tCO_2e/MEUR)	1,343.5	1,425.6	1,390.1	97.5
Total GHG emissions (market-based) per net revenue (tCO_2e/MEUR)	1,344.2	1,424.0	1,388.8	97.5

Business model and operating environment
Financial performance in 2025
Financial position and capital expenditure
Fleet
Strategy
Changes in company management
Shares and shareholders
Shareholder return policy and the Board's proposal for the distribution of profit
Risk management
Significant risks and uncertainties
Seasonal variation and sensitivities in business operations
Outlook and guidance
Events after the period
Performance indicators classified as alternative performance measures
Reconciliation of performance indicators classified as alternative performance measures
Other performance indicators

- **Sustainability Report**
  - General information
  - Environmental information
    - EU Taxonomy
    - E1 Climate change
    - E4 Biodiversity and ecosystems
    - E5 Resource use and circular economy
  - Social information
  - Governance information

Table AR 48. Total GHG emissions disaggregated by Scopes 1 and 2 and significant Scope 3

	Retrospective			
	Base year 2023	**Comparative 2024**	**2025**	**% N / N-1**
Scope 1 GHG emissions				
Gross Scope 1 GHG emissions (tCO_2e)*	3,184,246	3,459,575	3,444,252	99.6
Finnair operated flights and ground equipment (Operational Control)	2,971,197	3,247,990	3,266,019	100.6
Wet-leased flights to other operators (Financial control)	150,259	211,585	178,233	84.2
Percentage of Scope 1 GHG emissions from regulated emission trading schemes (%)*	34.8	36.6	38.6	105.3
Scope 2 GHG emissions				
Gross location-based Scope 2 GHG emissions (tCO_2e) **	4,973	4,500	4,000	88.9
Gross market-based Scope 2 GHG emissions (tCO_2e)	7,194	0	61	0.0
Significant Scope 3 GHG emissions				
Total Gross indirect (Scope 3) GHG emissions (tCO_2e)***	825,668	881,939	869,714	98.6
1 Purchased goods and services	202,270	190,510	205,499	107.9
2 Capital goods	67,712	106,888	66,666	62.4
3 Fuel and energy-related activities (not included in Scope 1 or Scope 2)	484,702	528,122	538,025	101.9
4 Upstream transportation and distribution	43,857	29,500	29,080	98.6
5 Waste generated in operations	2,086	1,240	1,444	116.5
6 Business traveling	862	959	944	98.4
7 Employee commuting	1,638	1,731	1,778	102.7
11 Use of sold products	22,541	22,989	26,278	114.3
Total GHG emissions				
Total GHG emissions (location-based) (tCO_2e)	4,014,887	4,346,014	4,317,966	99.4
Total GHG emissions (market-based) (tCO_2e)	4,017,108	4,341,514	4,314,027	99.4

** Regulated emissions trading systems include EU/CH/UK ETS emissions verified by a third party. The percentage does not include the emissions of the Carbon Offsetting and Reduction System for International Aviation (CORSIA).*

*** Location-based Scope 2 emission factors for district heat and electricity have been updated in 2025, resulting in a change in the 2024 figure.*

**** 63.1% of Scope 3 gross emissions have been calculated using primary data.*

Table 4. Biogenic CO_2e emissions from combusting

	Comparative 2024			2025		
Biogenic CO_2 LCA-emissions	**Consumed mass, tonnes**	**Biogenic CO_2e emissions, tonnes**	**CO_2e emission reductions, tonnes***	**Consumed mass, tonnes**	**Biogenic CO_2e emissions, tonnes**	**CO_2e emission reductions, tonnes***
Sustainable aviation fuel (SAF)	4,688	14,813	16,531	16,360	51,696	52,986
Renewable Ground Fuel (HVO)	203	645	694	633	2,008	2,112
Total	**4,891**	**15,458**	**17,225**	**16,993**	**53,704**	**55,098**

** The CO_2e emissions reductions have been calculated by comparing LCA emissions from bio-based fuels with the corresponding GHG baseline intensities for fossil fuels. The baseline intensity used for jet fuel is 94gCO_2e/MJ (RED 2018/2001/ EU) and for road transport fuels 87.3 gCO_2e/MJ (ISO 14083:2023) for diesel and 75.3 gCO_2e/MJ (ISO 14083:2023) for fuel oil.*

Business model and operating environment
Financial performance in 2025
Financial position and capital expenditure
Fleet
Strategy
Changes in company management
Shares and shareholders
Shareholder return policy and the Board's proposal for the distribution of profit
Risk management
Significant risks and uncertainties
Seasonal variation and sensitivities in business operations
Outlook and guidance
Events after the period
Performance indicators classified as alternative performance measures
Reconciliation of performance indicators classified as alternative performance measures
Other performance indicators

- **Sustainability Report**
  - General information
  - Environmental information
    - EU Taxonomy
    - E1 Climate change
    - E4 Biodiversity and ecosystems
    - E5 Resource use and circular economy
  - Social information
  - Governance information

Table 5. Description of relevant activities, methodologies, assumptions and emissions factors per scope and energy consumption

Scope	Description	Relevance
Scope 1	The direct emissions cover all flights under Finnair's operational control (the parent company Finnair Plc, Norra Oy and any wet-leased flights), flights performed with assets under Finnair's financial control (aircraft leased out by Finnair to other operators), Finnair operated ground vehicle fuel consumption and Finnair's renewable energy production for its own use (solar power). Fuel consumption for flight operations are derived from Finnair's own data systems and based on actual fuel consumptions (Annex 1 EU ETS Directive 2003/87/EC of the European Parliament and of the Council, 'Method A' EU ETS Monitoring and Reporting Regulation (EU) N:o 601/2012). The CO_2e emission factor for fossil jet fuel used has been 3,16 kg CO_2e/kg with reference to ISO 14083:2023; Table K.1. SAF CO_2e factor used has been 0 CO_2e/kg as GHG Protocol guides. Fuel volume has been converted to mass using densities provided by the fuel vendor. If density has not been available, a default value of 0.80 kg/liter has been used. Ground vehicles' fuel consumption figures have been derived from Finnair's own refuelling station. The emission factors used for fossil fuels (petrol and fuel oil (LFO)) reference to ISO 14083:2023; Table K.1.	Relevant
Scope 2 Location / Market based	Energy consumption figures of the corporate facilities are derived from Finnair's facility management system. In 2025, Finnair purchased 100% emission-free electricity (nuclear) and 98% renewable district heating. In 2023, when energy certificates were not used, 17.4 % of the district heat came from bioenergy, 11.7% of the electricity was bio-based and 18.2% was nuclear. These energy consumption mix figures have been received from the energy providers. The same coefficient has been used as the location-based emission factor for district heating as for the market-based emission factor: 2023: 153.7 $kgCO_2$/MWh and 152.8 $kgCO_2$/MWh for 2024 and 2025 (source: Local Power: Emissions of the district heating network Vantaan Energia Oy - Vantaa). For electricity, location-based factor (Finland total) for the year 2023 was 39.5 $kgCO_2$/MWh and 2024 & 2025 30.5 $kgCO_2$/MWh (source: Tilastokeskus/ Statistics Finland). The emission factors applied do not separate the percentage of biomass used or biogenic CO_2. Other GHG emissions than CO_2 have also not been available.	Relevant
Scope 3	**Description**	**Relevance**
1 Purchased goods and services	Most of the products and services purchased are focused on services provided by airports, air traffic management, ground operations, and maintenance operations, excluding upstream transportation and distribution. The method used to calculate emissions has been a spend-based method applied to the total consumption of purchased goods and services. The emission factors used have been obtained from the consultant used for the preparatory work and referred mainly to CDP.	Relevant
2 Capital goods	Capital goods are understood as fixed assets, i.e., property, plants, and equipment. For Finnair, this may include acquired aircraft and all components/ equipment/vehicles used to support aviation services. The method used to calculate emissions was a spend based method. The emission factors used have been obtained from the consultant used for the preparatory work and came mainly from CDP.	Relevant
3 Fuel and energy-related activities (not included in Scope 1 or Scope 2)	Extraction, production, and transportation emissions of jet fuels are the most significant indirect Scope 3 emission source to Finnair. The calculation is based on true fuel burn of both ground vehicles and aircraft. Fossil jet fuel emissions have been calculated using average emission factors whereas SAF emissions are received from the producer/supplier. The CO_2e WTT emission factor (well-to-tank) for fossil jet fuel used has been 0,48 kg CO_2e/kg (WTW-WTT) with reference to ISO 14083:2023; Table K.1. SAF WTT emission factors vary on batch-basis and have been received from the fuel supplier's sustainability documents. By the date of publication of the Sustainability Report, no LCA emission factors were received from suppliers for the mandated SAF, due to which the LCA value of tallow-based SAF of 22.5 gCO_2e/MJ was used. Ref: ICAO document: CORSIA Default Life Cycle Emissions Values for CORSIA Eligible Fuels. Renewable ground fuel LCA emission values are based on fuel supplier information. In 2024, the value has been 0,228 $kgCO_2e$/ liter for both renewable diesel and fuel oil.	Relevant

Business model and operating environment
Financial performance in 2025
Financial position and capital expenditure
Fleet
Strategy
Changes in company management
Shares and shareholders
Shareholder return policy and the Board's proposal for the distribution of profit
Risk management
Significant risks and uncertainties
Seasonal variation and sensitivities in business operations
Outlook and guidance
Events after the period
Performance indicators classified as alternative performance measures
Reconciliation of performance indicators classified as alternative performance measures
Other performance indicators

- **Sustainability Report**
  - General information
  - Environmental information
    - EU Taxonomy
    - E1 Climate change
    - E4 Biodiversity and ecosystems
    - E5 Resource use and circular economy
  - Social information
  - Governance information

Scope	Description	Relevance
4 Upstream transportation and distribution	This category refers mainly to the cargo and catering services transport emissions. These would contain e.g., onboard service transport, mail, and cargo transportation. Emissions provided here also refer to the third-party logistics services to transport passengers' luggage left behind. The method used to calculate emissions has been a spend-based method. The emission factors used were obtained from the consultant used for the preparatory work and came from CDP.	Relevant
5 Waste generated in operations	The waste type specific calculation has been utilised in Finnair's home hub Helsinki-Vantaa. The waste data and respective emission factors have been received from the waste management supplier. The calculation included the impacts of waste treatment that are essential in terms of emissions. Waste specific emissions in other airports globally are reported under category 1 purchased services and based on spend-based method.	Relevant
6 Business traveling	This category includes business travel on non-Finnair airlines and purchases of ground travel services. Staff travel on Finnair's own aircraft is accounted for in Scope 1 emissions. The flight emissions have been calculated utilising Finnair fuel consumption data from the same or similar (distance-based) Finnair route network. For ground travel services a spend-based method has been utilised. The emission factors used were obtained from the consultant used for the preparatory work and came from CDP.	Relevant
7 Employee commuting	Employee commuting to Helsinki-Vantaa airport have been calculated based on estimations described below. Finnair leased car emissions have been accounted for in the category 1. Number of employees for the reporting period is 5,684, average commuting distance 30 km, average commuting days 2 days (majority of employees are flying crew), 48 working weeks per year, 65% drive their own car, 28% take the bus, and 2% cycle. (5% of employees have a car benefit). DEFRA: car 0,17 $kgCO_2e/km$, bus 0,027 $kgCO_2e/km$.	Relevant
8 Upstream leased assets	Upstream leased assets would relate to the operation of leased aircraft or operating in the facilities as a tenant. These have fully been reported under Finnair's Scope 1 or Scope 2 inventories and are thus not reported as Scope 3 emissions.	Not Relevant
9 Downstream transportation	All inbound and outbound logistics have been reported under Category 4.	Not Relevant
10 Processing of sold products	The processing of sold products is not relevant, as Finnair is a flight service provider, and the scope 1 and 2 emissions are reported under Finnair's own GHG reporting.	Not Relevant
11 Use of sold products	This category mainly includes emissions from hotel accommodation and destination activities included in the travel services sold by Aurinkomatkat. The emissions have been calculated based on the service costs (spend-based) and utilising emission factors received from the consultant used during the SBTi target setting preparation. All flight emissions from travel services sold by Aurinkomatkat have been included in the Scope 1 emissions.	Relevant
12 End-of-life treatment of sold products	End of life treatment of sold products is not relevant for Finnair. Possible end of life emissions from disposed aircraft or aircraft engines are captured under Category 5.	Not Relevant
13 Downstream leased assets	In accordance with the reporting principles of the ESRS standards the fuel consumption of aircraft leased out by Finnair to other operators is reported as Scope 1 emissions.	Not Relevant
14 Franchises	Franchises are not relevant as Finnair does not have any franchising business.	Not Relevant
15 Investments	As per GHG Protocol guidance, this Scope 3 category is only relevant for financial service firms.	Not Relevant

Business model and operating environment
Financial performance in 2025
Financial position and capital expenditure
Fleet
Strategy
Changes in company management
Shares and shareholders
Shareholder return policy and the Board's proposal for the distribution of profit
Risk management
Significant risks and uncertainties
Seasonal variation and sensitivities in business operations
Outlook and guidance
Events after the period
Performance indicators classified as alternative performance measures
Reconciliation of performance indicators classified as alternative performance measures
Other performance indicators

- **Sustainability Report**
  - General information
  - Environmental information
    - EU Taxonomy
    - E1 Climate change
    - E4 Biodiversity and ecosystems
    - E5 Resource use and circular economy
  - Social information
  - Governance information

E1-7 GHG removals and GHG mitigation projects financed through carbon credits

Finnair operated ground operations at Helsinki-Vantaa airport have been carbon neutral (Scope 1, 2 and Scope 3 Category 3) since 2023. To achieve this commitment, Finnair has to compensate for the residual emissions, which in 2025 consisted of emissions from renewable fuel production (Scope 3, Category 3 fuel production and transport) and from use of fossil fuel, gasoline.

The above-mentioned emissions have been compensated by externally certified voluntary emission reduction projects (VER), occurring outside of Finnair's value chain. The compensation as a lever is not impeding nor reducing Finnair's own GHG reduction activities. At the moment, Finnair does not have an internal procedure to manage the risk of non-permanence of the GHG removals, including determining and monitoring leakage and reversal events.

In the 2024 Sustainability Report, table AR 60. depicting GHG removals was featured. However, contents of this table are intended to solely include removals within a company's value chain. Accordingly, this table has not been included for the reporting period 2025 as removals within the value chain have not have been utilised.

Table AR 64. Cancelled carbon credits

Carbon credits cancelled in the reporting year	**Comparative 2024**	**2025**
Total (tCO_2e)	3,423	331
Share from removal projects (%)	0	0
Share from reduction projects (%)	100	100
VCS (Verified Carbon Standard)	100	100
Share from projects within the EU (%)	0	0
Share of carbon credits that qualify as corresponding adjustments (%)	0	0

Carbon credits planned to be cancelled in the future	**Amount until 2026**
Total (tCO_2e)	0

Business model and operating environment
Financial performance in 2025
Financial position and capital expenditure
Fleet
Strategy
Changes in company management
Shares and shareholders
Shareholder return policy and the Board's proposal for the distribution of profit
Risk management
Significant risks and uncertainties
Seasonal variation and sensitivities in business operations
Outlook and guidance
Events after the period
Performance indicators classified as alternative performance measures
Reconciliation of performance indicators classified as alternative performance measures
Other performance indicators

Sustainability Report
General information
Environmental information
EU Taxonomy
E1 Climate change
E4 Biodiversity and ecosystems
E5 Resource use and circular economy
Social information
Governance information

E1-8 Internal carbon pricing

Finnair has included all regulatory costs related to jet fuel in its financial planning as an internal carbon price. This helps Finnair understand and manage the increasing costs associated with the environmental impact of its operations. Finnair's fuel cost includes estimated regulatory costs for carbon dioxide emissions (EU ETS, CORSIA and SAF mandates) and covers Finnair's total aviation fuel consumption (>99% of Scope 1 emissions).

Whenever jet fuel cost related calculations are done (for example weight reduction campaigns, fleet and network planning or SAF investments), the carbon price is included automatically. The carbon price is reviewed at least on a quarterly basis to reflect the EU ETS and CORSIA carbon price and estimated SAF mandate cost. The regulation-based carbon price can be volatile, influenced by market dynamics, policy changes, and general economic conditions. This volatility can lead to significant fluctuations in the internal carbon price, providing challenges to maintain consistent financial planning and decision-making. For example, the EU ETS price is subject to short-term market conditions, which may not be fully captured in the future cost estimations of carbon emissions.

Table AR 66. Internal carbon pricing

Types of internal carbon prices	Volume at stake (tCO_2e)	Prices applied (€/tCO_2e)*	Perimeter description
Internal carbon cost (Scope 1)	3,263,833	70	The carbon price is reviewed at least on quarterly basis to reflect all regulatory costs for jet fuel.

** The price applied is the average price for all emissions trading schemes in the reporting year.*

Business model and operating environment
Financial performance in 2025
Financial position and capital expenditure
Fleet
Strategy
Changes in company management
Shares and shareholders
Shareholder return policy and the Board's proposal for the distribution of profit
Risk management
Significant risks and uncertainties
Seasonal variation and sensitivities in business operations
Outlook and guidance
Events after the period
Performance indicators classified as alternative performance measures
Reconciliation of performance indicators classified as alternative performance measures
Other performance indicators

- **Sustainability Report**
  - General information
  - Environmental information
    - EU Taxonomy
    - E1 Climate change
    - E4 Biodiversity and ecosystems
    - E5 Resource use and circular economy
  - Social information
  - Governance information

ENVIRONMENTAL INFORMATION

E4 Biodiversity and ecosystems

E4-1 Transition plan and consideration of biodiversity and ecosystems in strategy and business model

Currently, Finnair does not have a formalised transition plan, nor has it conducted a resilience analysis of its current business model and strategy in relation to biodiversity and ecosystem-related physical, transitional, or systemic risks. Nevertheless, these matters are integrated into Finnair's strategic considerations and business model through the management of Finnair's climate impacts and sustainable aviation fuel (SAF) strategy. Finnair acknowledges that the use of fossil fuels contributes to climate change, which has both direct and indirect impacts on biodiversity and ecosystems. For disclosures regarding climate change see *E1 Climate change*. This section *E4 Biodiversity and ecosystems* addresses specifically the biodiversity and ecosystem-related impacts and risks associated with increasing use of SAF in Finnair's own operations and the aviation industry globally.

SAF is central to the aviation industry's energy transition and the achievement of sustainability objectives. However, Finnair has recognised potential impacts that increased SAF demand could have on biodiversity and ecosystems in the form of land-use change to cultivate feedstock for SAF production. For the criteria used in certifying SAF as sustainable, see *E4-3 Actions and resources related to biodiversity and ecosystems*.

Finnair also recognises risks related to SAF's availability, which could impact Finnair's operations and achievement of sustainability objectives.

To address these impacts and risks, Finnair's environmental working group is tasked with evaluating how Finnair's own operations and the operations of its upstream value chain impact biodiversity and ecosystems, with the objective of addressing these aspects as part of Finnair's SAF strategy. Finnair aims to align its operations with the objectives of maintaining biodiversity and ecosystems at a healthy level, which is a prerequisite for the continuation of business operations. Finnair continues to develop its processes in this area, involving stakeholders as appropriate, to ensure transparency in the SAF value chain and to account for transitional and regulatory risks for operations.



Business model and operating environment
Financial performance in 2025
Financial position and capital expenditure
Fleet
Strategy
Changes in company management
Shares and shareholders
Shareholder return policy and the Board's proposal for the distribution of profit
Risk management
Significant risks and uncertainties
Seasonal variation and sensitivities in business operations
Outlook and guidance
Events after the period
Performance indicators classified as alternative performance measures
Reconciliation of performance indicators classified as alternative performance measures
Other performance indicators

- **Sustainability Report**
  - General information
  - Environmental information
    - EU Taxonomy
    - E1 Climate change
    - E4 Biodiversity and ecosystems
    - E5 Resource use and circular economy
  - Social information
  - Governance information

E4-2 Policies related to biodiversity and ecosystems

Finnair's Environmental and Energy Efficiency Policy defines Finnair's commitment to managing its most material environmental and energy efficiency impacts and the objective to continuously improve its operational performance in these areas. The Policy is approved by the Finnair Executive Board and owned by the CEO. The Policy establishes that Finnair has an Environmental Management System (EMS) in place, bringing together a coordinated approach to environmental and energy efficiency management, and enabling the holistic management of significant impacts and efficiencies in operations, where possible. The Policy also states that Finnair will explore the sustainable deployment of renewable fuels together with its business partners, as this requires cooperation throughout the entire value chain. Specific measures related to biodiversity and ecosystems are not addressed at Policy-level, but rather in SAF procurement guidelines and processes. The Policy also establishes that Finnair aims to protect biodiversity and ecosystems and minimise its impacts on these.

Finnair does not tolerate illegal wildlife trade (IWT) and promotes the aviation industry's activities against it. For further information on IWT, see *G1 Business conduct*.

SBM-3 Material impacts, risks and opportunities and their interaction with strategy and business model

Identified material sustainability matter	Type	Description
Direct impact drivers of biodiversity loss		
Adverse impacts of feedstock production for renewable fuel (SAF)	**Negative impact**	Producing feedstock for renewable fuel has potential adverse impact on biodiversity mainly through land-use change. The potential impact could occur in Finnair's upstream value chain in the medium- and long-term as demand and supply increase.
Regulation of renewable feedstock supply and lack of transparency in SAF production	**Risk**	Regulatory requirements can lead to issues in feedstock availability for renewable fuels production, which could in turn lead to shortage of SAF supply on the market and an increase in the price level. On the other hand, lack of transparency in the SAF supply chain may pose a reputational risk as Finnair procures SAF from the market.

E4-3 Actions and resources related to biodiversity and ecosystems

Finnair's identified material impacts and risks related to biodiversity are connected to the sourcing of biogenic SAF. In its operations, Finnair is committed to purchasing SAF that meets the sustainability criteria determined in the EU Renewable Energy Directive (EU RED) and as mandated in ReFuelEU Aviation regulation. All purchased SAF shall be validated by an external certification body (e.g., ISCC, RSB) against recognised sustainability standards. This way, Finnair aims to ensure that all purchased SAF meets the objectives of both mitigating the impact of climate change on biodiversity through lower emissions, as well as the potential adverse impact of feedstock production on biodiversity.

Continuous dialogue with Finnair's SAF providers is conducted to ensure the compatibility of the procured SAF. Finnair engages with various stakeholders from fuel providers to regulators to ensure sustainable and scalable future production of non-biogenic SAF. In 2025 Finnair joined a Finnish collaboration project piloting an ecosystem and value chain for synthetic sustainable aviation fuel (eSAF) production from biogenic CO_2 and green hydrogen.

During 2025, no biodiversity offsets were utilised nor was local or indigenous knowledge or nature-based solutions incorporated into decision-making.

For the reporting period of 2025, Finnair has not quantified the current or future operational and capital expenditures related to addressing biodiversity or ecosystem impacts.

Business model and operating environment
Financial performance in 2025
Financial position and capital expenditure
Fleet
Strategy
Changes in company management
Shares and shareholders
Shareholder return policy and the Board's proposal for the distribution of profit
Risk management
Significant risks and uncertainties
Seasonal variation and sensitivities in business operations
Outlook and guidance
Events after the period
Performance indicators classified as alternative performance measures
Reconciliation of performance indicators classified as alternative performance measures
Other performance indicators

- **Sustainability Report**
  - General information
  - Environmental information
    - EU Taxonomy
    - E1 Climate change
    - E4 Biodiversity and ecosystems
    - E5 Resource use and circular economy
  - Social information
  - Governance information

E4-4 Targets related to biodiversity and ecosystems

Finnair has not set targets related to biodiversity and ecosystems as there is currently not a mature enough understanding of SAF's biodiversity and ecosystem impacts to put in place measurable and outcome-oriented targets. Finnair's continuous objective is to protect biodiversity and ecosystems and minimise its impacts on these. This is achieved by complying with the sustainable purchasing guidelines for all procured SAF.

E4-5 Impact metrics related to biodiversity and ecosystems change

Finnair is not following quantitative impact metrics related to biodiversity and ecosystems change as there is currently not a mature enough understanding of SAF's biodiversity and ecosystem impacts. Finnair is aiming to develop understanding of its operations' nature impacts through, for example, for example by participating in training and forums on the topic. The potential impacts of SAF production on biodiversity and ecosystems are evaluated to materialise in the long-term so stakeholders' understanding is likely to increase in the future along the value chain, namely among SAF producers, regulators, and airlines.

Business model and operating environment
Financial performance in 2025
Financial position and capital expenditure
Fleet
Strategy
Changes in company management
Shares and shareholders
Shareholder return policy and the Board's proposal for the distribution of profit
Risk management
Significant risks and uncertainties
Seasonal variation and sensitivities in business operations
Outlook and guidance
Events after the period
Performance indicators classified as alternative performance measures
Reconciliation of performance indicators classified as alternative performance measures
Other performance indicators

- **Sustainability Report**
  - General information
  - Environmental information
    - EU Taxonomy
    - E1 Climate change
    - E4 Biodiversity and ecosystems
    - E5 Resource use and circular economy
  - Social information
  - Governance information

ENVIRONMENTAL INFORMATION

E5 Resource use and circular economy

For description of the double materiality assessment conducted in 2023 and updated in 2025 see *ESRS 2 IRO-1 Description of the processes to identify and assess material impacts, risks and opportunities*.

Identified material sustainability matter	Type	Description
Use of virgin resources and depletion of natural resources	**Negative impact**	The extraction of virgin resources significantly contributes to greenhouse gas emissions and biodiversity loss. Within Finnair's own operations, in-flight catering services cause substantial material consumption in the form of food, beverages, and packaging. Proactive engagement in the adoption of reused and recycled materials within the industry presents an opportunity to ensure material availability and achieve cost-efficiency. While aircraft manufacturing predominantly involves the use of virgin raw materials, there is potential in reducing this dependency in the medium- and long-term as the cost of virgin raw materials is expected to rise.
Decreased need for virgin resources	**Opportunity**	
Waste generation and non-recycling	**Negative impact**	If waste is not properly handled in Finnair's own operations or its upstream value chain, there are potential negative impacts to the environment in the form of pollution and animal and plant diseases. Not recycling valuable materials leads to increasing exploitation of virgin resources.

E5-1 Policies related to resource use and circular economy

As part of its Environmental Management System (EMS) Finnair has developed a Circular Economy Policy addressing resource use and waste management in Finnair's own operations at its Helsinki-Vantaa home hub, with specific objectives set for Finnair Kitchen, Technical Operations, and Cargo. The Policy follows the EU Waste Framework Directive (2008/98/EC, including its amendments) to reduce material use, reuse when possible, recycle, and recover, with the objective is to implement a robust material management process in Finnair's own operations by the end of 2025, after which the process will be continuously improved. This includes identifying critical material and waste flows, finding opportunities to minimise those, implementing measures, and following up on progress. Progress is reported monthly to Finnair's Sustainability Leadership Team by the circular economy working group. The measures followed are waste per passenger and recycling rate in the Helsinki-Vantaa home hub. For more information on the governance of sustainability at Finnair, see *ESRS 2 GOV-1 The role of the administrative, management and supervisory bodies*.

The Circular Economy Policy guidelines for minimising resource use emphasise continuous improvement in Finnair's own operations. Aurinkomatkat operations are excluded as resource use in its operations is insignificant. The Policy guidelines include, for example, the optimisation of over-catering in Finnair Kitchen operations and reducing the use of single-use packaging in Finnair Cargo. In their daily operations, Finnair Technical Operations repairs and maintains aircraft and aircraft components for reuse, thus extending the life cycle of various aircraft parts.

Waste hierarchy is addressed in the Policy in different stages of product and service life cycle. Finnair aims to design its service elements to be light, durable, and repairable to minimise material use and to prevent waste.

Business model and operating environment
Financial performance in 2025
Financial position and capital expenditure
Fleet
Strategy
Changes in company management
Shares and shareholders
Shareholder return policy and the Board's proposal for the distribution of profit
Risk management
Significant risks and uncertainties
Seasonal variation and sensitivities in business operations
Outlook and guidance
Events after the period
Performance indicators classified as alternative performance measures
Reconciliation of performance indicators classified as alternative performance measures
Other performance indicators

- **Sustainability Report**
  - General information
  - Environmental information
    - EU Taxonomy
    - E1 Climate change
    - E4 Biodiversity and ecosystems
    - E5 Resource use and circular economy
  - Social information
  - Governance information

Finnair aims to use recyclable materials when possible. Recycling objectives are set in the Circular Economy Policy, acknowledging the animal health regulation (1069/2009/ EC), which prohibits recycling of international catering waste. According to regulation, international catering waste must be incinerated to prevent the potential spread of harmful animal and plant disease. Due to the safety regulations in the aviation industry set in Commission Regulation (EU) No 1321/2014, usage of recycled materials in aircraft is limited, whereas in service design for inflight catering and cargo operations the use of recycled materials is encouraged.

E5-2 Actions and resources related to resource use and circular economy

Finnair's circular economy working group is tasked with ensuring, that the objectives on material management, waste reduction, and recycling as outlined in the Circular Economy Policy are achieved. The working group is responsible for overseeing the continuous improvement actions in the different operational units, namely Finnair Kitchen, Technical Operations and Cargo. Action plans and resourcing for continuous improvement are approved and results monitored in each operational unit's Leadership Team. According to Finnair's sustainability governance model company-level performance is monitored by the Sustainability Leadership Team. Circular economy action plan implementation is not estimated to require significant financial investments in the short-term time horizon.

Reducing the need for virgin materials

Finnair's product and service design addresses circularity by following a set of principles that aim to minimise the need for virgin materials and prevent non-recyclable waste. These principles address the weight of products, preference for recycled materials, durability and maintainability, as well as recyclability by, for example, preferring use of monomaterials. To address virgin material use and prevent food waste Finnair has established a continuous process to optimise in-flight catering. It is estimated that in 2025 this reduced annual catering waste by 11 tonnes. During 2025 Finnair tested replacing single-use headrest covers with durable, cleanable alternatives. Potential material and waste savings from this initiative are up to 13 tonnes annually. Finnair started using recycled PET cups on its flights in September 2025. This is estimated to reduce the need for virgin material 22 tonnes yearly once fully implemented.

The usage of aircraft materials and material lifetime are regulated by aviation legislation. Within those regulatory boundaries Finnair Technical Operations is keeping aircraft parts in circulation for as long as possible. New repair possibilities are constantly evaluated and implemented whenever feasible. Finnair maintains and repairs various components within its own facilities including, for example, various structural items, cargo containers, brakes, wheels, batteries, and several types of cabin and galley equipment. In addition to its own maintenance and repair services, Finnair participates in shared component pools with other organisations. The shared inventory and repair management activities contribute to the reduced need for virgin resources and optimise Finnair's own inventory.

During 2025 Finnair enhanced the Technical Operations inventory handling process by implementing a more efficient resell program for obsolete inventory, resulting in a steady annual reduction of waste as components are sold in time while demand remains, minimising the amount sent for scrapping. During 2025 Finnair also completed cabin interior refurbishment of seven aircraft and sold discarded seats from five of those aircraft for reuse, resulting in approximately 6 tonnes of saved resources. In 2026, three more aircraft will be refurbished, and reselling of seats is planned.

Waste generation and recycling

Recycling of international catering waste from flights originating outside the EU is prohibited (1069/2009/ EC), significantly affecting Finnair's ability to recycle materials. To address waste flows that can be recycled Finnair has established a process for continuous improvement where new possible material streams for recycling are identified in operations, evaluated in the circular economy working group, and implemented within the operational units when feasible.

In 2025 Finnair started recycling wood waste from Cargo and Technical Operations yielding approximately 24 tonnes of waste directed to recycling instead of energy recovery. The recycling of cardboard waste from flights arriving at Helsinki-Vantaa airport was tested in Finnair Kitchen, and as

Business model and operating environment
Financial performance in 2025
Financial position and capital expenditure
Fleet
Strategy
Changes in company management
Shares and shareholders
Shareholder return policy and the Board's proposal for the distribution of profit
Risk management
Significant risks and uncertainties
Seasonal variation and sensitivities in business operations
Outlook and guidance
Events after the period
Performance indicators classified as alternative performance measures
Reconciliation of performance indicators classified as alternative performance measures
Other performance indicators

- **Sustainability Report**
  - General information
  - Environmental information
    - EU Taxonomy
    - E1 Climate change
    - E4 Biodiversity and ecosystems
    - E5 Resource use and circular economy
  - Social information
  - Governance information

a result cardboard recycling will be introduced on all arriving flights from 2026 onwards. As a result, approximately 40 tonnes of recycled material will be produced instead of waste. Finnair also introduced a process to donate fish unsuitable for human consumption due to broken packaging or other damage. This initiative has the potential to reduce food waste by approximately 10 tonnes annually. Such waste originates occasionally from Finnair Cargo operations and has previously been sent to incineration.

E5-3 Targets related to resource use and circular economy

Finnair has not set public targets related to resource use and circular economy for the reporting period of 2025. Finnair nevertheless tracks key performance indicators related to the topic as determined in the Circular Economy Policy. The Circular Economy Policy objectives are followed monitoring two quantitative performance indicators.

The first indicator is waste produced per passenger. This indicator relates to all identified impacts and risks on the resource inflows and waste as minimising the resource inflows contributes positively to waste reduction. The second performance indicator is recycling rate that relates to waste generation and the use of virgin resources. The scope of both indicators is waste generated at Finnair's own operations at the Helsinki-Vantaa airport and from returning flights. Passenger number is the total number of passengers carried on Finnair flights within the reporting year. Internal targets were set for a five-year period in 2021 until 2025. The base year 2021 results for these indicators were 0.34 kilograms waste per passenger and recycling rate of 22%. In 2025, the waste per passenger was 0.24 kilograms and recycling rate was 29%. Even though the initial target period ends, Finnair will continue on this journey to continuously develop and monitor.

E5-4 Resource inflows metrics

Finnair has recognised material resource inflows in two different categories which together constitute approximately 90% of resource inflows. The biggest category is food and beverage consumed at Finnair Kitchen and outstations to produce in-flight catering. The biggest items within this category include juices, bottled water, and ready-made meals. Another important category is chemicals, where dry ice and nitrogen are the most significant items. Accompanying these, various other chemicals are utilised for their respective purposes in small quantities.

Critical raw materials are assessed separately and their weight totals 714 kilograms, consisting of nickel, copper, titanium, and lithium. Included are the most significant resource categories by weight, covering approximately 90% of materials used in own operations. Information obtained for reporting the mass of material inflows is based on actual weights measured for food and beverage. In approximately half of the chemicals category weights are estimates. Included are materials used in Finnair's own operations, purchased by Finnair for its own use. Food and beverage category also includes wet-lease in operations, where calculations are based on average menu weights. Categorisation has been done based on commodity codes defined by the Finnish public commodity code service, Fintaric.

Information on materials used in the value chain or leased assets are not included. Since frameworks for the value chain information reporting are inconsistent and data collection inefficient at this stage, Finnair has decided to make use of the transitional provisions as defined under ESRS 1 General Requirements. Leased assets in Finnair operations are mainly vehicles and IT equipment. Whilst a significant amount of leased assets is utilised, the amount of acquired materials within the reporting year are insignificant. Metrics have not been validated by any external verifier other than the auditor of the Sustainability Report.

	2025			2024		
Category	**Weight (tn)**	**Certified biological, %**	**Recycled materials, kg and %**	**Weight (tn)**	**Certified biological, %**	**Recycled materials, kg and %**
Food and beverage	8,876	0	0	9,090	0	0
Chemicals	638	0	0	580	0	0
Critical raw materials	0.7	0	0	0.7	0	0

Business model and operating environment
Financial performance in 2025
Financial position and capital expenditure
Fleet
Strategy
Changes in company management
Shares and shareholders
Shareholder return policy and the Board's proposal for the distribution of profit
Risk management
Significant risks and uncertainties
Seasonal variation and sensitivities in business operations
Outlook and guidance
Events after the period
Performance indicators classified as alternative performance measures
Reconciliation of performance indicators classified as alternative performance measures
Other performance indicators

- **Sustainability Report**
  - General information
  - Environmental information
    - EU Taxonomy
    - E1 Climate change
    - E4 Biodiversity and ecosystems
    - E5 Resource use and circular economy
  - Social information
  - Governance information

E5-5 Resource outflows metrics

In 2025, total waste generated in Finnair's own operations was 4,155 tonnes of which 132 tonnes was hazardous waste and 0 kilograms was radioactive waste. Non-recycled waste mass was 3,329 tonnes, 80% of total waste mass. The biggest waste category was international catering waste that accounted for 58% of total waste mass. This waste stream includes both food waste and packaging that has been in contact with food returning from outside the EU. Due to animal health regulation (1069/2009/EC) this waste category cannot be recycled but has to be incinerated.

Other waste streams exceeding 2% of the total waste mass include metal, cardboard, plastic, food waste from intra-European flights, wood, glass, and waste chemicals. Small amounts of batteries, electronics, textiles, paper and tyres were also produced, each falling under 2% share of the total waste mass. Hazardous waste consists mainly of oils, lubricants, and kerosene.

The reported figures include waste from Finnair's own direct operations in Helsinki-Vantaa and waste generated on Finnair's long-haul flights and disposed at outstations. This differs from the calculation of performance indicators described in *E5-3 Targets related to resource use and circular economy* as those figures do not include waste left at the outstations. Reported waste amounts are obtained from waste treatment partners and are direct measurements, except for waste disposed at the outstations. In calculating the amount of waste left at outstations, an average weight of waste per passenger, determined by dividing the amount waste generated in Helsinki Vantaa operations by passengers returning to Helsinki Vantaa, has been used. It is assumed that all waste left at outstations is sent to landfill.

	2025		2024	
	Hazardous (tn)	**Non-hazardous (tn)**	**Hazardous (tn)**	**Non-hazardous (tn)**
Waste diverted from disposal, total	36	2,734	3	2,411
Preparation for reuse	0	205	0	102
Recycling	36	585	3	599
Other recovery operations	0	1,943	0	1,710
Waste to disposal, total	96	1,290	68	1,166
Incineration	95	2	67	14
Landfill (only in outstations)	0	1,288	1	1,152
Other disposal operations	1	0	0	0

Business model and operating environment
Financial performance in 2025
Financial position and capital expenditure
Fleet
Strategy
Changes in company management
Shares and shareholders
Shareholder return policy and the Board's proposal for the distribution of profit
Risk management
Significant risks and uncertainties
Seasonal variation and sensitivities in business operations
Outlook and guidance
Events after the period
Performance indicators classified as alternative performance measures
Reconciliation of performance indicators classified as alternative performance measures
Other performance indicators

- **Sustainability Report**
  - General information
  - Environmental information
  - Social information
    - S1 Own workforce
      - S2 Workers in the value chain
      - S3 Affected communities
      - S4 Consumers and end-users
  - Governance information

SOCIAL INFORMATION

S1 Own workforce

For description on how the interests, views, and rights of Finnair's own workforce, including respect for their human rights, inform Finnair's strategy and business model, see *ESRS 2 SBM-2 Interests and views of stakeholders*.

SBM-3 Material impacts, risks and opportunities and their interaction with strategy and business model

Finnair's own workforce consists of diverse employee groups, including those working as part of flying crew, technical and ground operations, Finnair Kitchen and Cargo services, and in offices and Aurinkomatkat destinations. Majority of Finnair's employees are based in Finland, but the company also employs workers in Estonia, South Korea, and Japan, in addition to several out-stationed employees globally and travel guides at Aurinkomatkat beach resort destinations. Finnair's workforce also includes temporary agency workers such as consultants, leave substitutes, and leased cabin crew, constituting non-employees (as defined in ESRS S1).

Finnair's own workforce, including both own employees and non-employees located in and outside of Finland, are not subject to widespread or significant negative human rights impacts, such as forced or child labour, due to aviation sector's strict regulation. To understand the impacts affecting employees or employee groups, who may be at greater risk of harm due to particular characteristics, work contexts, or activities, Finnair conducts regular employee surveys and engages in cooperation in occupational safety and health matters as mandated by applicable legislation.

Transitioning to climate-neutral operations is not currently considered to have material impacts for Finnair's own workforce but this may become material in the form of competency needs with increasing regulatory and compliance expectations for the aviation sector.



Business model and operating environment
Financial performance in 2025
Financial position and capital expenditure
Fleet
Strategy
Changes in company management
Shares and shareholders
Shareholder return policy and the Board's proposal for the distribution of profit
Risk management
Significant risks and uncertainties
Seasonal variation and sensitivities in business operations
Outlook and guidance
Events after the period
Performance indicators classified as alternative performance measures
Reconciliation of performance indicators classified as alternative performance measures
Other performance indicators

- **Sustainability Report**
  - General information
  - Environmental information
  - Social information
    - S1 Own workforce
    - S2 Workers in the value chain
    - S3 Affected communities
    - S4 Consumers and end-users
  - Governance information

Identified material sustainability matter	Type	Description
Working conditions: Health and safety, work-life balance, collective bargaining, and social dialogue		
Impact of shiftwork and exposure and load factors on employees	**Negative impact**	In their work, Finnair employees and non-employees may experience negative impacts related to shiftwork and exposure and load factors, such as psychosocial and physical strain, and exposure to noise, chemicals, and cosmic radiation. Employee groups primarily exposed to such impacts include employees in technical, ground, and catering operations, and in flying crew, which includes both own employees and non-employees. Impacts may be incidental, such as workplace accidents, or widespread impacting all employees exposed, such as shiftwork. Depending on the nature of the impact, its effects may pose short-term, but also medium- or long-term harm to employees' mental or physical wellbeing. Finnair aims to mitigate these impacts through its occupational safety management and health care services, Active Care Model, roster planning, and by complying with regulation, legislation, and CLAs in shift planning to ensure adequate rest and recovery.
Increased employee health, wellbeing and motivation	**Positive impact**	As an employer, Finnair can positively impact the health, wellbeing, and motivation of its employees. To foster positive impacts, Finnair follows its One Crew People Plan, which was updated during 2025 in line with the new strategy. The One Crew People Plan emphasises the development of company culture as a strategic focus. Actions to improve employee health, wellbeing, and motivation will potentially result in positive impacts over short- and medium-term time horizons. Feedback is regularly collected from employees and their representatives to guide this work.
Risk of strikes and other work-related disruptions	**Financial risk**	Finnair's ability to operate its network punctually is integral to value creation, and this is ensured through efficient processes. Disruptions resulting from own employee groups' industrial actions, such as worker strikes or overtime bans, can lead to short-term effects such as loss of revenue and customer trust, and medium-term effects such as weakened market position and investor trust, depending on the timing, duration, and scope of the strikes. Finnair aims to mitigate this risk through regular cooperation with employee representatives, collective bargaining agreements, and maintaining open channels for dialogue to address employee concerns.
Strong employer brand	**Financial opportunity**	The successful execution of Finnair's strategic goals and operations is dependent on a motivated and competent workforce and strong employer brand that can help retain and attract talent, which in turn can yield financial effects for Finnair in the form of increased productivity in the medium- and long-term. Finnair pursues this opportunity by monitoring and developing its employee experience and investing in its own employees' wellbeing and competence development and externally communicating Finnair's strengths as an employer.
Flexible and local agreement on terms of employment	**Financial opportunity**	Finnair engages in local bargaining and dialogue with its own employee groups to meet the specific needs of its diverse workforce and ensure cooperation. These negotiations can help build a flexible working environment by considering the local needs, enhancing adaptability, job satisfaction, and talent retention, yielding potential positive financial impacts over a medium-term time horizon.
Equal treatment and opportunities for all: Diversity, training, and skills development		
Inclusive working environment fostering employee health, wellbeing, and motivation	**Positive impact**	Fostering inclusion may positively impact Finnair employees' wellbeing and motivation, as people are recognised and appreciated for who they are, potentially leading to improved communication, collaboration, innovation, and sense of community. To enact this, Finnair engages in dialogue with its employees and their representatives and offers training on diversity, equity, and inclusion (DEI) to employees and managers. When successfully implemented, meaning that employees themselves report a sense of inclusion, these actions can result in positive impacts in the workforce over the short-, medium-, and long-term time horizons.
Career development through training and skills development opportunities	**Positive impact**	Providing employees with the opportunity to develop competencies and progress in their career can have positive short- and long-term impacts on their motivation and confidence at work. Finnair aims to foster this by enabling various forms of training to its employees through, for example, vocational training in business units and offering of skill development platforms to own employees. Depending on the method of training, effects can be yielded in the short-, medium- or even long-term as own employees are encouraged to progress their careers within Finnair.

Business model and operating environment
Financial performance in 2025
Financial position and capital expenditure
Fleet
Strategy
Changes in company management
Shares and shareholders
Shareholder return policy and the Board's proposal for the distribution of profit
Risk management
Significant risks and uncertainties
Seasonal variation and sensitivities in business operations
Outlook and guidance
Events after the period
Performance indicators classified as alternative performance measures
Reconciliation of performance indicators classified as alternative performance measures
Other performance indicators

- **Sustainability Report**
  - General information
  - Environmental information
  - Social information
    - S1 Own workforce
    - S2 Workers in the value chain
    - S3 Affected communities
    - S4 Consumers and end-users
  - Governance information

S1-1 Policies related to own workforce

Finnair's human rights policy commitments relevant to its own workforce are rooted in the Finnair Code of Conduct, outlining Finnair's commitment to respecting internationally recognised human rights, as defined in the UN Universal Declaration of Human Rights and the ILO Declaration on Fundamental Principles and Rights at Work, in all its operations, with expectation for business partners to abide by similar principles. The Code covers both own employees and non-employees. Finnair published its Policy Commitment to Human Rights, which also encompasses own workforce, in January 2025 as described under *SBM-1 Strategy, business model and value chain*. In addition, specific policies have been established to address statutory requirements and important topics relevant to own workforce. Finnair's One Crew People Plan was updated during 2025 based on the new strategy and Finnair Voice feedback collected from employees. The Plan contributes to Finnair's strategic focus on developing its company culture by setting the direction for work community development efforts and daily activities. All Finnair's own employees are within the scope of the One Crew People Plan, and Finnair's Chief People Officer has the most senior responsibility for ensuring its operational execution.

Working conditions

Health, safety, and employee wellbeing

Occupational health and safety management is guided by the Board approved Code of Conduct and Internal Control and Risk Management Policy, One Crew People Plan, and applicable legislation. Finnair has defined policies to meet statutory requirements in accordance with Finnish legislation on occupational safety and health care, and cooperation with own employees, of whom majority are based in Finland. In all locations outside of Finland where Finnair employs personnel, Finnair complies with applicable local regulation.

Finnair's occupational health and safety policy defines the approach to occupational health and safety at work through the implementation of organisational procedures and action plans regarding occupational safety management, occupational health care, sickness absences, active care model, and prevention of harassment and inappropriate behaviour in the workplace. The policy, approved by Finnair's Executive Board and owned by the Chief Operating Officer, applies to all of Finnair's own employees.

Finnair's work community development plan serves as a tool for engaging with Finnair's own employees on competence and development needs and wellbeing at work. The plan is reviewed together with employee representatives in Finland as per applicable legislation and as part of continuous dialogue to meet own employees' developing needs. Finnair's People & Culture unit is responsible for implementing company-level operating models and services that promote wellbeing at work, with measures planned in cooperation with occupational health care.

In accordance with its equality and non-discrimination plan, Finnair strives to support work-life balance and equity by empowering its own employees to influence their work methods and schedules, in alignment with the requirements of their role, team, and function. Family leaves are fully supported and encouraged. Finnair's own employees can participate in planning their working hours, work arrangements, and shift structures. Remote working option is offered to own employees, taking into consideration the requirements of their role, team, and function.

Collective bargaining

In accordance with its Code of Conduct, Finnair respects the freedom of association and the right to collective bargaining of its own workforce. Finnair, together with the employer union, cooperates in negotiating collective agreements with labour unions representing its own employee groups. In Finland, majority of own employees are covered by collective bargaining agreements, excluding executives and Aurinkomatkat travel guides. For own employees not covered by collective bargaining agreements, Finnair complies with applicable employment legislation.

Equal treatment and opportunities for all

As outlined in its Code of Conduct, Finnair offers equal opportunities in employment regardless of origin, gender, nationality, religion, political opinions, age, sexual orientation, civil status, or disability. All forms of harassment or violation of the Code's principles are unacceptable and not tolerated. In addition, Finnair has defined policies to meet statutory requirements in accordance with Finnish legislation to ensure equal opportunities for own employees, of whom majority are based in Finland. In all locations outside of Finland where Finnair employs personnel, the company complies by applicable local regulation and legislation.

Business model and operating environment
Financial performance in 2025
Financial position and capital expenditure
Fleet
Strategy
Changes in company management
Shares and shareholders
Shareholder return policy and the Board's proposal for the distribution of profit
Risk management
Significant risks and uncertainties
Seasonal variation and sensitivities in business operations
Outlook and guidance
Events after the period
Performance indicators classified as alternative performance measures
Reconciliation of performance indicators classified as alternative performance measures
Other performance indicators

- **Sustainability Report**
  - General information
  - Environmental information
  - Social information
    - S1 Own workforce
      - S2 Workers in the value chain
      - S3 Affected communities
      - S4 Consumers and end-users
  - Governance information

Diversity, equity and inclusion

Finnair values diversity as a driver of innovation and success and aims to ensure an equal and inclusive workplace for its own employees. This work is guided by Finnair's equality and non-discrimination plan, prepared biannually as per the Finnish Equality Act (609/1986), outlining the current status and actions taken to promote equity and non-discrimination in the workplace, and evaluating the execution of past years' plans. The plan is approved by Finnair's Chief People Officer, who oversees its execution. Finnair is committed to complying with the Finnish Non-Discrimination Act (1325/2014), offering all its own employees equal opportunities to find employment, work, develop, and advance in their career.

Finnair's equality and non-discrimination plan states that recruitment and personnel selection are guided by the applicant's competence and suitability for the job. The gender, age, ethnic origin, beliefs, or other discriminatory criteria of a job seeker are not used as criteria when making selection decisions. Finnair complies with the principle of equal pay in accordance with the Finnish Equality Act, offering both men and women equal opportunities to balance work and family life. Embracing diversity and ensuring that Finnair is an inclusive work community to all employees is also part of Finnair's One Crew People Plan.

Supporting the working capacity of employees at risk of incapacity for work is addressed as part of the work community development plan. Finnair's active care model is designed to promote coping at work, return to work, continuing one's career, and work ability through workplace arrangements and in cooperation with occupational health care, for example by arranging rehabilitation. In addition, the threat of disability and work ability can be supported by lightening, modifying, and adjusting working hours. This work is supported by Finnair's Working in Harmony -operating model, which describes the principles for prevention, intervention and process of solving inappropriate treatment, including discrimination and harassment, in the workplace.

Training and skills development

Finnair aims to ensure that the professional skills and competence of its own employees correspond to current and future business requirements. Finnair prepares its work community development plan annually in cooperation with employee representatives to define the competence development needs of Finnair personnel. The concept of lifelong learning and continuous growth, including the leveraging of technical tools like artificial intelligence, is also part of Finnair's One Crew People Plan.

S1-2 Processes for engaging with own workers and workers' representatives about impacts

Finnair engages with its own employees both directly and through employee representatives. A large part of engagement occurs in meetings between managers and employees, team and unit meetings, and on internal communication platforms. An important form of direct engagement is the Finnair Voice employee survey. The survey is conducted biannually to measure own employees' wellbeing, and views on leadership, sustainability, diversity and inclusion, sense of belonging, and engagement at Finnair. To assess the effectiveness of Finnair's engagement with its own employees, the survey is used to calculate the employee Engagement Score, intended for measuring engagement at work as a key performance indicator (KPI). The survey's response rate along with its results also indicate employees' engagement at work. Response rate in the latest Finnair Voice survey for H2/2025 was 66%.

The survey results are communicated on team, department, unit and group levels, and to employee representatives in the Finnair Corporate Council. Managers receive guidance on communication of the results to their teams and have access to assistance during these discussions whenever necessary. Finnair's People & Culture unit is responsible for implementing the survey, and the different business units are responsible for ensuring that development actions are defined, implemented, and followed up based on the results of the survey. Finnair's Executive Board, supported by the People & Culture unit, is responsible for ensuring that Finnair's company-level development needs are considered in the action plans. In addition to the company-level survey, business units can conduct Pulse surveys on an as-needed basis, mostly used during implementation of organisational changes.

Collective bargaining

Cooperation between Finnair and its own employees is executed through regular engagement with employee representatives in all matters concerning the workforce, as per applicable legislation in Finland. The Finnair

Business model and operating environment
Financial performance in 2025
Financial position and capital expenditure
Fleet
Strategy
Changes in company management
Shares and shareholders
Shareholder return policy and the Board's proposal for the distribution of profit
Risk management
Significant risks and uncertainties
Seasonal variation and sensitivities in business operations
Outlook and guidance
Events after the period
Performance indicators classified as alternative performance measures
Reconciliation of performance indicators classified as alternative performance measures
Other performance indicators

- **Sustainability Report**
  - General information
  - Environmental information
  - Social information
    - S1 Own workforce
      - S2 Workers in the value chain
      - S3 Affected communities
      - S4 Consumers and end-users
  - Governance information

Corporate Council serves as a primary platform for high-level discussions between management and employee representatives, addressing decisions and policies that impact the entire workforce. The purpose of this engagement is to ensure that own employees' interests and views are represented at the highest levels of the organisation.

Employee representatives from different departments play a crucial role in maintaining effective communication between management and employees. Their role includes negotiating and enacting policies that impact daily operations, advocating for fair treatment of employees, and ensuring adherence to established collective agreements. Collective bargaining agreements are a form of engagement occurring between Finnair and its own employees, namely between labour unions and employer unions, in the form of negotiations on employment terms and conditions, including wages, working hours, and other essential aspects of the working relationship.

Health, safety, and employee wellbeing

Finnair's occupational health and safety work is reinforced through regular communication directly with own employees or their representatives, carried out on both group- and unit-level. This includes both planned campaigns and ad-hoc themes published through Finnair's intranet, info screens, emails, and operational sites. Finnair's Group Occupational Safety Manager primarily coordinates the occupational safety communication on group-level, with unit Occupational Safety Managers coordinating communication within their own units.

Cooperation in occupational safety and health matters between the employer and the workforce is established in Finnish legislation. Matters related to own employees' health, safety, and wellbeing are regularly discussed in Occupational Health and Safety (OHS) Committee meetings attended by Occupational Safety Managers, elected OHS representatives, employer representatives and occupational health care representatives. OHS representatives are employees elected to represent their unit at both the group and unit-level OHS Committee meetings. In the OHS Committee meetings, the occupational health and safety performance against the set objectives and targets is monitored and topical issues related to own employees' health, safety, and wellbeing are addressed. Meeting minutes of the OHS Committees are published in Finnair's intranet.

The effectiveness of the engagement on health, safety, and wellbeing topics is discussed as part of group and unit OHS Committee meetings. In addition, the number of filed safety reports and observations, and the relevant KPIs indicate the engagement's effectiveness. Finnair aims to gain insight into the perspectives of potentially vulnerable groups of employees through employee surveys and cooperation with the OHS representatives. Finnair's Work Community Plan addresses supporting the working capacity of own employees at risk of incapacity for work. Practices to support vulnerable employee groups vary by employee group and collective agreement, with examples including lightening, modifying, and adjusting of the working hours and ways of working. As part of occupational health care, the aim is also to assess and support the working capacity of employees in accordance with their needs and capabilities.

Training and skills development

All Finnair's own employees are part of My Journey process, which serves as a tool for managers to engage on a one-to-one basis with employees to exchange feedback, address concerns, and cover topics of wellbeing, performance expectations, and potential development opportunities. The timing of the My Journey discussions is adapted to suit the diverse employee groups, but the topics covered are uniform for all personnel. This collaborative process ensures that both parties have a mutual understanding of the employee's current performance, expectations, and opportunities for growth and learning. Regular discussions throughout the year focus on the employee's wellbeing, performance, and development, creating a supportive environment for continuous improvement and career progression.

S1-3 Processes to remediate negative impacts and channels for own workers to raise concerns

Health, safety, and employee wellbeing

Finnair encourages members of its own workforce to report all safety observations or concerns through dedicated reporting channels made available via mobile applications or Finnair's intranet. As part of mandatory security and safety training, all new employees are informed of the

Business model and operating environment
Financial performance in 2025
Financial position and capital expenditure
Fleet
Strategy
Changes in company management
Shares and shareholders
Shareholder return policy and the Board's proposal for the distribution of profit
Risk management
Significant risks and uncertainties
Seasonal variation and sensitivities in business operations
Outlook and guidance
Events after the period
Performance indicators classified as alternative performance measures
Reconciliation of performance indicators classified as alternative performance measures
Other performance indicators

- **Sustainability Report**
  - General information
  - Environmental information
  - Social information
    - S1 Own workforce
    - S2 Workers in the value chain
    - S3 Affected communities
    - S4 Consumers and end-users
  - Governance information

reporting channels and their correct use. All reported safety observations are investigated by the responsible supervisor, and the investigation process and corrective measures are documented in the internal reporting systems. Safety observations are regularly received, indicating that the channels are effectively used, and employees are aware of and trust them. In accordance with Finnair's Code of Conduct all employees are protected from any form of retaliation for reports made in good faith.

Topics of own employees' wellbeing are regularly discussed in meetings and My Journey discussions between managers and employees and addressed in accordance with the principles of the active care model intended to detect a possible decline in work ability and initiate support as early as possible. Finnair's own employees are insured in the event of work-related accidents and occupational diseases.

All Finnair employees are entitled to occupational healthcare services in accordance with applicable local legislation and regulation. Occupational health care services are tailored to address the specific risk factors impacting employees. Shiftwork, exposure, and load factors and their potential adverse impacts on employees are addressed through regular health examinations by occupational health care, including monitoring the impacts of night work and providing employees with consultations on how to best manage their wellbeing in relation to irregular working hours. Finnair aims to mitigate adverse impacts resulting from irregular working hours through enhancing its shift scheduling systems and ensuring employees have adequate rest periods between shifts. In addition, Finnair also organises comprehensive training for its flying crew on sleep and recovery in their work.

S1-4 Taking action on material impacts on own workforce, and approaches to managing material risks and pursuing material opportunities related to own workforce, and effectiveness of those actions

Finnair's actions on material impacts related to its own employees are guided by internally defined objectives and action plans as laid out in One Crew People Plan, work community development plan, equality and non-discrimination plan, as well as the occupational health and safety plan and occupational health care action plan. In addition, Finnair has a dedicated working groups which carry out initiatives related to diversity, inclusion, and equity in the workplace. Finnair's People & Culture unit, occupational safety organisation, occupational health care, working groups, and employee representatives are responsible for the coordination and execution of the action plans and monitor the process of achieving the set objectives. A key mechanism in ensuring that Finnair's own practices do not cause or contribute to negative impacts on its own employees is the cooperation with employee representatives. Employee representatives represent employee groups at the workplace and monitor compliance with collective agreements and labour legislation and, if necessary, provide advice to employees on employment related issues. OHS representatives represent employees as part of cooperation in occupational safety and health matters, monitor health and safety conditions at the workplace, and inform the employer representatives and, if necessary, the health and safety authorities of any shortcomings, as per applicable legislation in Finland.

Based on feedback received from employees and in alignment with its updated One Crew People Plan, Finnair aims to take action to address employee concerns and build upon aspects of Finnair that employees reportedly value the most.

Working conditions

Health, safety, and employee wellbeing

Finnair employees receive tailored occupational health care services to account for potential negative impacts resulting from the nature of their work, namely shift work, exposure and load factors. Statutory health checks are performed for all employees engaged in night work, and employees receive training on fatigue and sleep management. In addition, flying crew undergo statutory medical examinations by aeromedical examiners every five years. Finnair aims to continuously develop its scheduling systems to increase predictability and ensure adequate rest periods between shifts. To ensure safety at the workplace and minimise risk of work-related accidents or ergonomic issues which may develop over time, safety training is provided to employee groups based on their specific needs.

Business model and operating environment
Financial performance in 2025
Financial position and capital expenditure
Fleet
Strategy
Changes in company management
Shares and shareholders
Shareholder return policy and the Board's proposal for the distribution of profit
Risk management
Significant risks and uncertainties
Seasonal variation and sensitivities in business operations
Outlook and guidance
Events after the period
Performance indicators classified as alternative performance measures
Reconciliation of performance indicators classified as alternative performance measures
Other performance indicators

- **Sustainability Report**
  - General information
  - Environmental information
  - Social information
    - S1 Own workforce
    - S2 Workers in the value chain
    - S3 Affected communities
    - S4 Consumers and end-users
  - Governance information

Wellbeing at work is developed in cooperation with the People & Culture unit in accordance with the work community development plan and the occupational health care action plan. In 2025, Finnair continued to focus on promoting mental health and wellbeing, musculoskeletal health, and collaboration with occupational health services. In October, Finnair's occupational health, safety and wellbeing team, together with Finnair's sustainability team, organised a Mental Health and Wellbeing month featuring intranet content on the topic and promoting available support services, such as the Auntie online coaching platform. Additionally, Finnair opened a 24/7 Crew Café at Helsinki Airport in response to crew wishes for more opportunities to meet and connect, strengthening everyday collaboration among flying and ground employees. Support for Finnair Hobby Clubs and international remote work standard was also continued.

Focal points of Finnair's occupational health and safety plan in 2025 included preventing workplace and commuting accidents, maintaining safe working conditions and proper use of personal protective equipment, conducting regular safety walks across all units, and ensuring systematic and up-to-date risk assessments. Additional priorities involved increasing the number of safety observations per hours worked to encourage reporting, developing a risk-based accident investigation model, integrating psychosocial stress factors into risk assessments, and evaluating the applicability of 6S audits beyond Technical Operations, where they are already fully implemented. In addition, collaboration on health and safety matters was further strengthened between units and business partners.

Progress against OHS objectives is monitored regularly in OHS Committee meetings attended by Occupational Safety Managers, elected OHS representatives, employer representatives and occupational health care representatives. The OHS plan will be updated for 2026–2028.

Finnair also organised its annual Safety & Security week, along with health and wellbeing roadshows across units throughout 2025, including promotion of the sickness fund. A Welcome to Finnair -event for new employees was also held to familiarise them early with wellbeing practices and the sickness fund.

Finnair monitors the effectiveness of its actions and progress towards objectives determined in its relevant internal plans primarily through employee feedback gathered via the biannual Finnair Voice survey. The H2/2025 Finnair Voice survey results indicated an improvement in the health and wellbeing indicators compared to the H2/2024 results, particularly regarding employees' perception of prioritisation of employee health and wellbeing and the level of support provided to promote wellbeing at work. Perceived adverse effects on work-life balance resulting from the unpredictable nature of work shifts among those employee groups engaged in shift work (e.g., flying crew), and perceived ambiguity regarding Finnair's sickness fund remained as recurring topics. Finnair continues to develop its work scheduling system, involving employees in this work, to address this feedback. Finnair has already in 2025 increased communication efforts on the sickness fund, and this communication will continue going forwad.

Collective bargaining

During 2025, collective labour agreement negotiations between Palta (Finnish Service Sector Employer's Association) and Finnish Air Line Pilots' Association concerning Finnair Plc's pilots continued, and negotiations with Finnish Aviation Union (IAU) concerning the ground service personnel began. The prolonged negotiations included industrial actions, which caused disruptions to Finnair's operations. An agreement between Palta and Finnish Air Line Pilots' Association was reached in mid-June, and with IAU in mid-July. Industrial action had a direct negative impact of around 68 MEUR on the comparable operating result.

In addition, CLA negotiations between Palta and Finnair's senior salaried employees (FINTO), the Finnish Cabin Crew Association (SLSY, represented by AKT) and Aurinkomatkat Travel Agents' Association (MAILI represented by AKT) were held.

Equal treatment and opportunities for all

Diversity, equity, and inclusion

Finnair promotes diversity, equity, and inclusion (DEI) as a core element of its culture and employee experience. Throughout 2025, Finnair continued to offer its DEI eLearning course to all employees. Accessibility remains a key focus, with attention to physical workspaces, assistive tools, and flexible working methods.

Business model and operating environment
Financial performance in 2025
Financial position and capital expenditure
Fleet
Strategy
Changes in company management
Shares and shareholders
Shareholder return policy and the Board's proposal for the distribution of profit
Risk management
Significant risks and uncertainties
Seasonal variation and sensitivities in business operations
Outlook and guidance
Events after the period
Performance indicators classified as alternative performance measures
Reconciliation of performance indicators classified as alternative performance measures
Other performance indicators

- **Sustainability Report**
  - General information
  - Environmental information
  - Social information
    - S1 Own workforce
      - S2 Workers in the value chain
      - S3 Affected communities
      - S4 Consumers and end-users
  - Governance information



In 2025, Finnair piloted a DEI employee group to ensure employee voices are heard in shaping the workplace and to develop inclusion-related topics across the organisation. The group consists of participants from various different units. During 2025 the group further strengthened cultural awareness by launching an internal communications series highlighting various cultures and the diverse backgrounds of Finnair employees.

In 2025, Finnair was a Working with Pride partner at Helsinki Pride, featuring keynote speakers and awareness raising actions both internally and in customer-facing channels. These actions reflect Finnair's commitment to creating an inclusive workplace and promoting diversity as a resource.

Progress on DEI objectives is monitored primarily through employee feedback, including the biannual Finnair Voice survey, ensuring continuous improvement and alignment with strategic goals. The 2025 Finnair Voice survey results indicated a slight improvement in the diversity, equity and inclusion indicators compared to the H2/2024 survey results. Finnair is committed to continuing to address DEI aspects to esnure an inclusive work community to all employees.

In 2025, Finnair continued preparation for the EU Pay Transparency Directive to ensure fair and equitable pay practices by examining the existing pay structures and preparing to report according to the Directive's requirements.

Business model and operating environment
Financial performance in 2025
Financial position and capital expenditure
Fleet
Strategy
Changes in company management
Shares and shareholders
Shareholder return policy and the Board's proposal for the distribution of profit
Risk management
Significant risks and uncertainties
Seasonal variation and sensitivities in business operations
Outlook and guidance
Events after the period
Performance indicators classified as alternative performance measures
Reconciliation of performance indicators classified as alternative performance measures
Other performance indicators

- **Sustainability Report**
  - General information
  - Environmental information
  - Social information
    - S1 Own workforce
    - S2 Workers in the value chain
    - S3 Affected communities
    - S4 Consumers and end-users
  - Governance information

Training and skills development

Finnair offers its workforce diverse training and skill development opportunities and encourages employees to maintain and develop their competencies. A key part of individual employees' competency development is the My Journey process, in which learning objectives are set together with the employee's manager, with progress and need for support regularly reviewed in one-to-one meetings.

Finnair's People & Culture unit is responsible for supporting the implementation of training and skill development opportunities to ensure continuous development of vocational and strategic competences, including the development of leadership competences. Vocational competence development takes place mainly within different business units by supervisors and persons responsible for competence development. Unit or team-specific training and development needs are mapped in Finnair's different units as part of an annual operational planning.

Leadership competencies are developed through coaching programs and material targeted at managers and supervisors. Finnair continued to partner with Aalto Executive Education through their Elevate program, which focuses on leadership development. Tailored leadership training for pilots was kicked off in October of 2025. Managers were also provided support in implementing and introducing the new strategy in their units and teams. The Finnair-wide mentoring programme was also continued.

In 2025, Finnair also focused on offering its employees training related to the use of artificial intelligence (AI) by introducing the three-part eLearning series Data and AI for All and encouraging employees to become AI champions by granting access to Copilot functionalities such as the ability to create and share AI Agents. Finnair also launched the Learning@Finnair platform on its intranet, which acts as a central hub to find all relevant information and resources for training and skills development, highlighting topics such as AI, sustainability, and engaging leadership.

Finnair's internship programme, titled Takeoff Trainee Program, was also continued in 2025 featuring 19 trainees across various units.

Finnair monitors the effectiveness of its actions and progress towards objectives determined in its relevant internal Plans primarily through employee feedback gathered in the form of the biannual Finnair Voice employee survey. The H2/2025 Finnair Voice survey results indicated an improvement in the health and wellbeing indicators compared to the H2/2024 survey results, particularly regarding employees' perception of people leadership.

S1-5 Targets related to managing material negative impacts, advancing positive impacts, and managing material risks and opportunities

In 2024, Finnair introduced the Engagement Score as part of its biannual Finnair Voice survey to monitor employee engagement to Finnair as a workplace. The score reflects employees' average rating of three main statements in the engagement category: their likelihood of recommending Finnair as a workplace, staying at Finnair if offered a similar role elsewhere, and their overall satisfaction working at Finnair. The Engagement Score for 2025 at year-end was 7.0 (H2/2024: 6.7). Finnair has set a target Engagement Score of 7.5 by the end of 2029, to be achieved through the implementation of the One Crew People Plan and the continuous incorporation of employee feedback. The Engagement Score reflects how effectively Finnair is able to deliver positive impacts for its employees and how these actions are perceived. As the score is updated biannually, it provides regular insight into implementation progress and overall employee satisfaction.

Another regularly followed KPI is the Lost Time Incident Frequency (LTIF), which measures the frequency of lost time workplace accidents relative to hours worked at the company-level. During 2025, LTIF was 5.2 (5.4). Finnair has set a target LTIF of 4.0 for the year 2029. The LTIF metric is monitored by top management and the different units at Finnair, assessing it against the set target level. The set target level for the LTIF is reviewed annually. For more information, see *S1-14 Health and safety metrics*.

Business model and operating environment
Financial performance in 2025
Financial position and capital expenditure
Fleet
Strategy
Changes in company management
Shares and shareholders
Shareholder return policy and the Board's proposal for the distribution of profit
Risk management
Significant risks and uncertainties
Seasonal variation and sensitivities in business operations
Outlook and guidance
Events after the period
Performance indicators classified as alternative performance measures
Reconciliation of performance indicators classified as alternative performance measures
Other performance indicators

- **Sustainability Report**
  - General information
  - Environmental information
  - Social information
    - S1 Own workforce
      - S2 Workers in the value chain
      - S3 Affected communities
      - S4 Consumers and end-users
  - Governance information

S1-6 Characteristics of the undertaking's employees

The reported data includes Finnair's own employees. Non-employee workers, such as consultant, leave substitutes, and leased cabin crew, are excluded as they are considered non-employees and reported as part of *S1-7 Characteristics of non-employee workers in the undertaking's workforce*.

The data is reported using Finnair employee head count at the end of the reporting period on 31st December 2025. The number of own employees increased slightly in comparison to the previous year.

Finnair does not have significant employment outside of Finland, with significant employment defined as at least 50 employees by head count representing at least 10% of total workforce, as per the ESRS S1 definition. Finnair does not have non-guaranteed hours employees.

For the number of employees who have left Finnair during the reporting period, the following types of employment contract terminations were included in calculations: retirements, voluntary terminations, and terminations due to expiration of temporary (fixed term) contract. The rate of employee turnover has been calculated using this same number.

Number of employees (head count)

Gender	**2025**	**2024**
Male	2,561	2,494
Female	3,123	3,041
Total	5,684	5,535

Country	**2025**	**2024**
Finland	5,233	5,085
Other	451	450

	2025			**2024**		
	Male	**Female**	**Total**	**Male**	**Female**	**Total**
Number of employees	2,561	3,123	5,684	2,494	3,041	5,353
Number of permanent employees	2,508	3,032	5,540	2,465	2,943	5,399
Number of temporary employees	53	91	144	38	98	136

	2025	**2024**
Total number of employees who have left the undertaking during the reporting period	459	391
Rate of employee turnover in the reporting period (%)	8.2	7.6

S1-7 Characteristics of non-employee workers in the undertaking's own workforce

In accordance with ESRS 1 Appendix C and the European Commission adopted Delegated Act (EU) 2025/1416 to postpone additional phased-in reporting requirements Finnair has opted to omit reporting for all datapoints in this Disclosure Requirement in preparation of its Sustainability Report.

Business model and operating environment
Financial performance in 2025
Financial position and capital expenditure
Fleet
Strategy
Changes in company management
Shares and shareholders
Shareholder return policy and the Board's proposal for the distribution of profit
Risk management
Significant risks and uncertainties
Seasonal variation and sensitivities in business operations
Outlook and guidance
Events after the period
Performance indicators classified as alternative performance measures
Reconciliation of performance indicators classified as alternative performance measures
Other performance indicators

- **Sustainability Report**
  - General information
  - Environmental information
  - Social information
    - S1 Own workforce
    - S2 Workers in the value chain
    - S3 Affected communities
    - S4 Consumers and end-users
  - Governance information

S1-8 Collective bargaining coverage and social dialogue

The percentage of Finnair's own employees covered by collective bargaining agreements is 90.96% (89.67%). The total number of Finnair's own employees (head count, as defined in S1-6 Characteristics of the undertaking's employees) was used in calculating the coverage. Finnair does not have significant employment in non-EEA countries or other EEA-countries than Finland, with significant employment defined as at least 50 employees by head count representing at least 10% of total workforce, as per ESRS S1 Own workforce.

In Finland, 97.96% (97.56%) of Finnair's own employees are covered by a collective bargaining agreement, excluding only executives and Aurinkomatkat travel guides. For own employees not covered by collective bargaining agreements, Finnair complies with applicable labour legislation and regulation in all countries where it employs workers. In Finland, 97.96% of own employees are covered by workers' representatives as employees part of a collective bargaining agreement also have a workers' representative.

	Collective Bargaining Coverage		**Social dialogue**
Coverage Rate	Employees – EEA (for countries with >50 empl. representing >10% total empl.)	Employees – Non-EEA (estimate for regions with >50empl. representing >10% total empl)	Workplace representation (EEA only) (for countries with >50 empl. representing >10% total empl)
0–19%			
20–39%			
40–59%			
60–79%			
80–100%	Finland (97.96%)		Finland (97.96%)

S1-9 Diversity metrics

Gender distribution in number and percentage at top management level

	2025		**2024**	
	Head count	**%**	**Head count**	**%**
Top management, Male	106	63.5	95	62.5
Top management, Female	61	36.5	57	37.5

Distribution of employees by age group

	2025		**2024**	
	Head count	**%**	**Head count**	**%**
Distribution of employees (head count) under 30 years old	724	12.7	752	13.6
Distribution of employees (head count) between 30 and 50 years old	3,175	55.9	3,100	56.0
Distribution of employees (head count) over 50 years old	1,785	31.4	1,683	30.4

The data has been reported using Finnair's definition of top management level positions, which includes Executive Board members, and Senior Vice Presidents, Vice Presidents, Directors, and Heads of teams.

Business model and operating environment
Financial performance in 2025
Financial position and capital expenditure
Fleet
Strategy
Changes in company management
Shares and shareholders
Shareholder return policy and the Board's proposal for the distribution of profit
Risk management
Significant risks and uncertainties
Seasonal variation and sensitivities in business operations
Outlook and guidance
Events after the period
Performance indicators classified as alternative performance measures
Reconciliation of performance indicators classified as alternative performance measures
Other performance indicators

- **Sustainability Report**
  - General information
  - Environmental information
  - Social information
    - S1 Own workforce
      - S2 Workers in the value chain
      - S3 Affected communities
      - S4 Consumers and end-users
  - Governance information

S1-10 Adequate wages

All Finnair employees are paid an adequate wage. Finnair reviews its office employees' wages against salary and compensation benchmark data acquired from global organisational consultancy groups' databases. For Finnair's other employee groups, wages are determined as part of collective bargaining agreements and therefore regularly reviewed by Finnair. In preparation for the upcoming EU Pay Transparency Directive, Finnair is taking steps to ensure fair and equitable pay practices. This involves examination of existing pay structures, establishment of transparent reporting systems, and fostering of open discussions about remuneration.

S1-11 Social protection

In accordance with ESRS 1 Appendix C and the European Commission adopted Delegated Act (EU) 2025/1416 to postpone additional phased-in reporting requirements Finnair has opted to omit reporting for all datapoints in this Disclosure Requirement in preparation of its Sustainability Report.

S1-12 Persons with disabilities

In accordance with ESRS 1 Appendix C and the European Commission adopted Delegated Act (EU) 2025/1416 to postpone additional phased-in reporting requirements Finnair has opted to omit reporting for all datapoints in this Disclosure Requirement in preparation of its Sustainability Report.

S1-13 Training and skills development metrics

	2025		2024	
	Male	**Female**	**Male**	**Female**
Average number of training hours, by gender	45	28	65	38

The reported data includes Finnair's own employees. The hours reported include both classroom training and online training, as well as examinations. The difference in the average number of training hours between male and female employees is partially explained by the amount of mandatory training pilots receive, with 97% of Finnair pilots being male.

In accordance with ESRS 1 Appendix C and the European Commission adopted Delegated Act (EU) 2025/1416 Finnair has opted to omit reporting of datapoints related to performance and career development reviews under this Disclosure Requirement for the preparation of its Sustainability Report.



Business model and operating environment
Financial performance in 2025
Financial position and capital expenditure
Fleet
Strategy
Changes in company management
Shares and shareholders
Shareholder return policy and the Board's proposal for the distribution of profit
Risk management
Significant risks and uncertainties
Seasonal variation and sensitivities in business operations
Outlook and guidance
Events after the period
Performance indicators classified as alternative performance measures
Reconciliation of performance indicators classified as alternative performance measures
Other performance indicators

- **Sustainability Report**
  - General information
  - Environmental information
  - Social information
    - S1 Own workforce
    - S2 Workers in the value chain
    - S3 Affected communities
    - S4 Consumers and end-users
  - Governance information

S1-14 Health and safety metrics

	2025	2024
Percentage of own workforce who are covered by health and safety management system based on legal requirements and (or) recognised standards or guidelines and which has been internally audited and (or) audited or certified by external party	100.0	100.0
Number of fatalities in own workforce as result of work-related injuries and work-related ill health	0	0
Number of fatalities as result of work-related injuries and work-related ill health of other workers working on undertaking's sites	0	0
Number of recordable work-related accidents for own workforce	333	320
Rate of recordable work-related accidents for own workforce, leading to sick leave (LTIF)	5.2	5.4
Number of cases of recordable work-related ill health of employees	0	0
Number of days lost to work-related injuries and fatalities from work-related accidents, work-related ill health and fatalities from ill health related to employees	357	433
Number of cases of recordable work-related ill health detected among former own workforce	0	0

The reported data includes Finnair's own employees. All Finnair's own employees are covered by Finnair's Occupational Safety Management System (OSMS). The OSMS is modelled after Finnish occupational safety regulation and its principles are extended to all Finnair's own employees, in Finland and abroad, namely through access to training, internal materials and relevant reporting channels, and representation by the employee elected OHS representatives.

The number of recordable work-related accidents among Finnair's own employees was 333. This number includes all work-related accidents reported through relevant reporting channels made available to all Finnair's own employees, whether they led to absences from work or not. The number is partially explained by the robust safety culture at Finnair, which encourages active reporting among Finnair employees, including also the reporting of minor accidents with low threshold.

The LTIF (Lost-Time Injury Frequency) for the reporting period was 5.2 (5.4). LTIF has been calculated as the frequency of workplace accidents per million working hours and includes only those work-related accidents which led to at least one day of absence from work, excluding the date of the occurrence. The number of days lost related to work-related injuries was 357 (433).

The number of cases of recordable work-related ill health among Finnair's own employees and former employees was 0 (0), meaning there were no confirmed cases of occupational diseases brought to Finnair's attention during the 2025 reporting period concerning neither current nor former employees.

S1-15 Work-life balance metrics

	2025	2024
Percentage of employees entitled to take family-related leave	100.0	100.0
Percentage of entitled employees that took family-related leave	7.3	7.1
Percentage of entitled employees that took family-related leave, Male	7.8	6.7
Percentage of entitled employees that took family-related leave, Female	6.9	7.4

The reported data includes Finnair's own employees. All Finnair's own employees are entitled to take family-related leave, including maternal, paternal, parental and carer's leave. In Finland, Finnair follows Finnish law for family-related leaves. Abroad, Finnair follows local legislation for family-related leaves. The total number (head count) of Finnair's own employees was used in calculating the percentage of employees that took family-related leave. All types of family-related leave were included in the calculation.

Business model and operating environment
Financial performance in 2025
Financial position and capital expenditure
Fleet
Strategy
Changes in company management
Shares and shareholders
Shareholder return policy and the Board's proposal for the distribution of profit
Risk management
Significant risks and uncertainties
Seasonal variation and sensitivities in business operations
Outlook and guidance
Events after the period
Performance indicators classified as alternative performance measures
Reconciliation of performance indicators classified as alternative performance measures
Other performance indicators

- **Sustainability Report**
  - General information
  - Environmental information
  - Social information
    - S1 Own workforce
    - S2 Workers in the value chain
    - S3 Affected communities
    - S4 Consumers and end-users
  - Governance information

S1-16 Compensation metrics (pay gap and total compensation)

	2025	2024
Gender pay gap (defined as the difference of average pay levels between female and male employees, expressed as percentage of the average pay level of male employees)	-48.6%	-47.0%
Annual total remuneration ratio of the highest paid individual to the median annual total remuneration for all employees (excluding the highest-paid individual)	19.1	18.8

The reported data includes Finnair's own employees. The gender pay gap has been determined using the average monthly pay of male employees and average monthly pay of female employees, and applying the methodology as defined in S1 Own workforce AR 98. The difference in the average monthly pay levels between male and female employees at Finnair is largely explained by the composition of the workforce, rather than unequal pay for comparable positions . The difference is partly due to male employees holding majority of high-paying positions. For example, 97% of Finnair pilots are male, and pilots are amongst the highest-earning employee groups at Finnair. There are also more male employees in top management level positions (see *S1-9 Diversity metrics*). The annual total remuneration ratio has been determined using the annual remuneration of Finnair's highest-paid individual and comparing it to the median employee annual total remuneration (excluding the highest-paid individual) and applying the methodology as defined in S1 Own workforce AR 101. The highest paid individual at Finnair is the CEO.

S1-17 Incidents, complaints and severe human rights impacts

The reported data includes all incidents and complaints relevant to own workforce that have been brought to Finnair's attention via the relevant reporting channels during the reporting period. For a more detailed description of the process for reporting and investigating employee concerns and reports, see *G1-1 Mechanisms for identifying, reporting, and investigating concerns*.

The number of incidents of discrimination, including harassment, was 2. The reported figure includes all harassment or discrimination cases that were raised through the established reporting channels by employees in Finnair's own workforce or resulted in a written warning or termination of employment. The number of complaints received from employees in Finnair's own workforce through the established reporting channels was 14. Of these 2 concerned employee data privacy matters, 7 concerned CLA matters, and the remaining 5 concerned miscellaneous topics relevant to members of Finnair's own workforce. The figure includes grievances filed by Finnair's own employees concerning a situation, policy, practice or other similar matter.

No severe human rights issues and incidents connected to Finnair's own workforce were reported during 2025.

	2025	2024
Number of incidents of discrimination, including harassment, during reporting period	2	1
Number of complaints filed through channels for people in own workforce to raise concerns	14	32
Number of complaints filed to National Contact Points for OECD Multinational Enterprises	0	0
Amount of fines, penalties, and compensation for damages as result of incidents of discrimination, including harassment and complaints filed	0 EUR	0 EUR
Number of severe human rights issues and incidents connected to own workforce	0	0
Number of severe human rights issues and incidents connected to own workforce that are cases of non-respect of UN Guiding Principles and OECD Guidelines for Multinational Enterprises	0	0
Amount of fines, penalties, and compensation for severe human rights issues and incidents connected to own workforce	0 EUR	0 EUR
Number of severe human rights cases where undertaking played role securing remedy for those affected	0	0

Business model and operating environment
Financial performance in 2025
Financial position and capital expenditure
Fleet
Strategy
Changes in company management
Shares and shareholders
Shareholder return policy and the Board's proposal for the distribution of profit
Risk management
Significant risks and uncertainties
Seasonal variation and sensitivities in business operations
Outlook and guidance
Events after the period
Performance indicators classified as alternative performance measures
Reconciliation of performance indicators classified as alternative performance measures
Other performance indicators

- **Sustainability Report**
  - General information
  - Environmental information
  - Social information
    - S1 Own workforce
    - S2 Workers in the value chain
    - S3 Affected communities
    - S4 Consumers and end-users
  - Governance information

SOCIAL INFORMATION

S2 Workers in the value chain

For description on how the interests, views, and rights of workers in the value chain, including respect for their human rights, inform Finnair's strategy and business model see *ESRS 2 SBM-2 Interests and views of stakeholders*.

SBM-3 Material impacts, risks and opportunities and their interaction with strategy and business model

Finnair's value chain includes outsourced cabin crew and other outsourced service workers, as well as upstream value chain workers who perform, for example, aircraft maintenance, cleaning, catering, and ground handling work in its Helsinki-Vantaa home hub and network airports. Through Aurinkomatkat, the upstream value chain also includes workers in hotels, transportation services, and tour operations. Workers in the downstream value chain include those working for companies which are customers and distributors of Finnair's services, such as cargo forwarders.

In identifying material impacts, risks, and opportunities, all value chain workers have been considered. As Finnair's value chain workers are concentrated in the upstream value chain, consideration of these workers is highlighted in the material matters. Value chain workers working in Finnair's operational sites include those working in Helsinki-Vantaa home hub, where Finnair's own operations are concentrated, and outsourced crew members working in Finnair's aircraft. Operations related to airports and aircraft are strictly regulated, with limited potential for child or forced labour among workers performing such duties.

Value chain workers considered to be materially impacted are located further along the upstream value chain, particularly in high-risk regions such as Asia and the Middle East, and industries such as raw material extraction, food production, and sectors employing low-skilled labour. Particularly vulnerable groups include women, children, and people from poor socio-economic backgrounds. Understanding of vulnerable groups and workers has been developed based on external, publicly available information sources such as non-governmental organisations' reports and sector specific publications from tourism and travel organisations. In 2025, Finnair updated its human rights risk assessment in which human rights risks related to value chain workers were evaluated.



Business model and operating environment
Financial performance in 2025
Financial position and capital expenditure
Fleet
Strategy
Changes in company management
Shares and shareholders
Shareholder return policy and the Board's proposal for the distribution of profit
Risk management
Significant risks and uncertainties
Seasonal variation and sensitivities in business operations
Outlook and guidance
Events after the period
Performance indicators classified as alternative performance measures
Reconciliation of performance indicators classified as alternative performance measures
Other performance indicators

- **Sustainability Report**
  - General information
  - Environmental information
  - Social information
    - S1 Own workforce
    - S2 Workers in the value chain
    - S3 Affected communities
    - S4 Consumers and end-users
  - Governance information

Identified material sustainability matter	Type	Description
Working conditions, equal treatment and opportunities for all, and other work-related rights		
Negative human rights impacts related to working conditions and equality in the supply chain and outsourced operations	**Negative impact**	Finnair has an extensive global value chain, increasing the risk for human rights impacts particularly in parts of its extended value chain where Finnair lacks visibility or in geographic regions with particular risk factors. Potential negative impacts may include adverse working conditions related to working hours, living wage, health and safety, freedom of association, and inequality related to discrimination based on personal characteristics, which may result in immediate or long-term impacts on affected value chain workers. Such impacts can be widespread further along the extended value chain and in geographic risk regions, but incidental cases may also occur in direct suppliers and in regions not considered risk-areas. Finnair mitigates such impacts through a proactive supply chain sustainability risk management process.
Risk of strikes and other work-related disruption in the value chain	**Financial risk**	Finnair's ability to operate its network punctually from its Helsinki-Vantaa home hub is integral to value creation, and this is ensured through efficient processes and close cooperation with suppliers. Disruptions caused by strikes or other forms of worker-related disruptions in the supply chain can lead to operational delays, affecting Finnair's reputation and resulting in financial losses due to compensations and additional operational costs. Finnair aims to mitigate this risk through its established supply chain risk management process, and by engaging in dialogue through collective agreement negotiations with its value chain workers in ground handling services to mitigate risk of service disruptions in its home hub.
Increased supplier engagement and sustainable sourcing	**Positive impact**	Finnair aims to promote sustainable sourcing and supplier dialogue by increasingly introducing sustainability topics in supplier surveys and the sourcing stage of the procurement process. This could potentially incentivise sustainable practices among upstream value chain actors in medium- and long-term time horizons, if sustainability is included among screening criteria. By increasingly promoting sustainable sourcing and engaging in supplier dialogue Finnair may positively impact its supply chain actors, extending impacts also beyond immediate stakeholders. For example, through increased dialogue around sustainability topics suppliers could potentially better communicate concerns to Finnair and receive recognition for sustainable practices, such as efforts to promote positive environmental or social outcomes. These practices may also support supply chain risk management by hedging for risks caused by adverse conditions and unsustainable practices in the supply chain.

S2-1 Policies related to value chain workers

Guided by its Code of Conduct, Finnair is committed to respecting internationally recognised human rights, including the rights to freedom of association and collective bargaining, and opposes all forms of child and forced labour.

Finnair does not accept, use, or benefit from any forms of modern slavery, including but not limited to forced or bonded labour and human trafficking and does not cooperate with suppliers or subcontractors who use such labour. Finnair published its Policy Commitment to Human Rights, which also encompasses value chain workers, in January 2025 as described under *SBM-1 Strategy, business model and value chain*. The Policy Commitment outlines the commitment to respecting all internationally recognised human rights, as defined in the International Bill of Human Rights and the ILO Declaration on Fundamental Principles and Rights at Work.

Finnair provides a SpeakUp reporting channel for concerns related to human rights violations, ensuring confidentiality and non-retaliation. Finnair is committed to investigating reported issues, providing remedies for substantiated claims, and enhancing policies to prevent future occurrences. The same level of commitment is expected from its suppliers.

Finnair's Supplier Code of Conduct describes expectations for suppliers in terms of legal compliance, responsible

Business model and operating environment
Financial performance in 2025
Financial position and capital expenditure
Fleet
Strategy
Changes in company management
Shares and shareholders
Shareholder return policy and the Board's proposal for the distribution of profit
Risk management
Significant risks and uncertainties
Seasonal variation and sensitivities in business operations
Outlook and guidance
Events after the period
Performance indicators classified as alternative performance measures
Reconciliation of performance indicators classified as alternative performance measures
Other performance indicators

- **Sustainability Report**
  - General information
  - Environmental information
  - Social information
    - S1 Own workforce
    - S2 Workers in the value chain
    - S3 Affected communities
    - S4 Consumers and end-users
  - Governance information

business practices and respect for human and labour rights, including freedom of association, collective bargaining, adequate wages, and health and safety. Finnair requires that all suppliers under a purchase contract with Finnair, when delivering goods and services, adhere to the Finnair Supplier Code of Conduct or provide a written commitment to their own equivalent Code or public policy, given it meets the standards set by the Finnair Supplier Code of Conduct. The Supplier Code of Conduct covers all types of suppliers globally, and Finnair's Procurement Policy defines it as an integral part of supplier agreements.

Finnair's Procurement Policy, subordinate to the Board of Directors approved Internal Control and Risk Management Policy, further establishes Finnair's procurement principles, frameworks for managing supplier relations and supplier risks and ensuring compliance with legal, regulatory, and internal standards. The Policy is approved by Finnair's Executive Board, with Finnair CFO as the policy owner. Finnair's Vice President Procurement is accountable for the implementation of both the Supplier Code of Conduct and the Procurement Policy. The Supplier Code of Conduct is available on Finnair's website.

There were no reported cases of severe human rights issues or incidents in relation to value chain workers during the reporting period of 2025.

S2-2 Processes for engaging with value chain workers about impacts

Finnair follows its own standardised supplier management procedures inherent to the procurement process life cycle to ensure effective supplier engagement. All suppliers with an established purchase contract have a Finnair contact person and Finnair has designated contact persons on the suppliers' side. Finnair's Supplier Relationship Management manual outlines Finnair's approach to working with key and strategic suppliers, which includes regular, scheduled meetings with Finnair and supplier representatives, in addition to the use of collaboration tools.

During 2025, Finnair implemented a systematic process to proactively identify risks to people and the environment within Finnair's existing supply chain and mitigate them when needed. Potential risk suppliers are identified by an inherent supplier risk score, defined by country, industry, and commodity risk. These suppliers, along with key and strategic suppliers, undergo an AI-enabled ESG risk screening and receive a supplier specific 360° risk score that updates continuously in real time. Suppliers are also screened for international trade sanctions and financial and legal topics on an ongoing basis. The supplier risk score, combined with Finnair's potential to influence the supplier, determines the action priority for risk suppliers. Suppliers with medium action priority undergo an AI-enabled maturity assessment, while those with high or critical action priority are asked to complete a sustainability self-assessment. Suppliers who remain high or critical priority after these assessments, are audited by either a third-party auditor or Finnair's own personnel, and corrective actions are implemented where needed.

To address sustainability impacts with suppliers during the procurement process, Finnair employs a sustainability questionnaire intended for surveying prospective suppliers. The Finnair Vice President Procurement is responsible for overseeing supplier engagement. Finnair, represented by Palta (the Finnish Service Sector Employer's Association), participates in collective agreement negotiations with the labour union representing workers in ground handling at Helsinki-Vantaa airport, and aims to ensure open dialogue with workers' representatives to mitigate risk of potential service disruptions. Furthermore, at Aurinkomatkat beach resort destinations, Aurinkomatkat personnel regularly visit suppliers and communicate directly with value chain workers.

In addition, Aurinkomatkat offers a Sustainable Tourism eLearning training to Destination Management Company (DMC) partners and hotel partners. The training includes topics such as human rights, diversity and inclusion, and climate change in the context of tourism. The training has been available since 2023, and at least one representative from each of Aurinkomatkat's 17 DMC partner companies has completed it, totaling 110 representatives from DMC companies. In addition, 34 representatives of hotel partners have completed the training, totalling 144 trained individuals at year-end 2025.

Business model and operating environment
Financial performance in 2025
Financial position and capital expenditure
Fleet
Strategy
Changes in company management
Shares and shareholders
Shareholder return policy and the Board's proposal for the distribution of profit
Risk management
Significant risks and uncertainties
Seasonal variation and sensitivities in business operations
Outlook and guidance
Events after the period
Performance indicators classified as alternative performance measures
Reconciliation of performance indicators classified as alternative performance measures
Other performance indicators

- **Sustainability Report**
  - General information
  - Environmental information
  - Social information
    - S1 Own workforce
    - S2 Workers in the value chain
    - S3 Affected communities
    - S4 Consumers and end-users
  - Governance information

S2-3 Processes to remediate negative impacts and channels for value chain workers to raise concerns

Finnair encourages all stakeholders, including value chain workers, who witness or suspect misconduct or violation of Finnair's Code of Conduct to submit a report via Finnair's whistleblowing channel. The channel, accessible on Finnair's website and hosted by an external service provider, enables anonymous submission of reports. Instructions for reporting any material non-compliance are expressed also in Finnair's Supplier Code of Conduct. For a detailed description of processes for investigating reports filed through the whistleblowing channel, see *G1-1 Mechanisms for identifying, reporting, and investigating concerns*.

S2-4 Taking action on material impacts on value chain workers, and approaches to managing material risks and pursuing material opportunities related to value chain workers, and effectiveness of those actions

In 2025, Finnair developed and implemented a proactive process for supplier sustainability risk management and adopted an AI enabled tool to support this work. See *S2-2 Processes for engaging with value chain workers* about impacts. All procurement managers, relevant vendor manager and relevant Aurinkomatkat personnel (100% of the current users of the process and tools) were trained for identifying social and environmental risks, for performing risk analyses and supplier engagement. 13 training events were held in 2025.

In 2025, Finnair carried out an on-site sustainability audit of a Tier-2 supplier manufacturing fabrics. The audit focused on labour and human rights. There were no negative findings. Based on the 2024 audit of a main outsourcing partner, a joint human rights working group with the supplier representatives was established to jointly follow up the continuous improvement plan. The human rights working group met twice during 2025. Finnair also participated in IATA pilot program to test and develop a sustainable procurement standard for the aviation industry. Outcome of the pilot program for Finnair will be a structured sustainable procurement framework aligned with the IATA standard. Expected implementation of the framework will be during 2026.

During 2025, Finnair continued to develop and implement its human rights due diligence process, described in *S2-1 Policies related to value chain workers*. The outcome will be an updated list of salient human rights risks and key controls and action plans to mitigate the risks. There were no reported cases of severe human rights issues or incidents in relation to value chain workers during the reporting period of 2025.

S2-5 Targets related to managing material negative impacts, advancing positive impact, and managing material risks and opportunities

Finnair has not set public targets related to value chain workers for the reporting period of 2025. Finnair nevertheless tracks key performance indicators related to the topic. Finnair monitors the Supplier Code of Conduct coverage of its supply chain, which was 90% of total spend at year-end 2025.

Finnair also monitors the number of suppliers who complete the Sustainable Tourism eLearning training offered by Aurinkomatkat. The training has been available since 2023, and at least one representative from each of Aurinkomatkat's 17 DMC partner companies has completed it, totaling 110 representatives from DMC companies. In addition, 34 representatives of hotel partners have completed the training, totalling 144 trained individuals at year-end 2025.

Business model and operating environment
Financial performance in 2025
Financial position and capital expenditure
Fleet
Strategy
Changes in company management
Shares and shareholders
Shareholder return policy and the Board's proposal for the distribution of profit
Risk management
Significant risks and uncertainties
Seasonal variation and sensitivities in business operations
Outlook and guidance
Events after the period
Performance indicators classified as alternative performance measures
Reconciliation of performance indicators classified as alternative performance measures
Other performance indicators

- **Sustainability Report**
  - General information
  - Environmental information
  - Social information
    - S1 Own workforce
    - S2 Workers in the value chain
    - S3 Affected communities
    - S4 Consumers and end-users
  - Governance information

SOCIAL INFORMATION

S3 Affected communities

For description on how the interests, views, and rights of affected communities, including respect for their human rights, inform Finnair's strategy and business model, see *ESRS 2 SBM-2 Interests and views of stakeholders*.

SBM-3 Material impacts, risks and opportunities and their interaction with strategy and business model

For Finnair, affected communities include people living and working near areas where operations are concentrated, such as in the vicinity of its Helsinki-Vantaa airport home hub and in Aurinkomatkat destinations. Affected communities living and working near these areas can benefit from economic, regional, and cultural development in the form of job creation, foreign investment and trade, enhanced connectivity, and tax revenue, in addition to intangible effects such as cultural exchange, diplomacy, and cooperation between peoples. Affected communities also include indirectly affected people in Finnair's up- and downstream value chain, such as people working in hospitality, tourism, or service sectors. Understanding of impacts on affected communities at both ends of the value chain is continuously developed as part of Finnair's human rights due diligence work. To understand how certain communities, including those with specific characteristics, living contexts, or activities, may face heightened risks of adverse impacts, Finnair has drawn on desktop research from relevant sources such as NGOs and expert organisations, in addition to in-house expertise.

Aircraft noise can negatively impact the people living and working near airports where Finnair operates, primarily its Helsinki-Vantaa home hub. In turn, Finnair's operations can be impacted by stricter noise regulation, potentially leading to higher operational expenses and restrictions on flight schedules. To mitigate this negative impact on people and financial risk to its operations, Finnair employs measures such as continuous descent approach in landings, technical modifications of its aircraft, and cooperation with airports.



Business model and operating environment
Financial performance in 2025
Financial position and capital expenditure
Fleet
Strategy
Changes in company management
Shares and shareholders
Shareholder return policy and the Board's proposal for the distribution of profit
Risk management
Significant risks and uncertainties
Seasonal variation and sensitivities in business operations
Outlook and guidance
Events after the period
Performance indicators classified as alternative performance measures
Reconciliation of performance indicators classified as alternative performance measures
Other performance indicators

- **Sustainability Report**
  - General information
  - Environmental information
  - Social information
    - S1 Own workforce
    - S2 Workers in the value chain
    - S3 Affected communities
    - S4 Consumers and end-users
  - Governance information

Identified material sustainability matter	Type	Description
Communities' economic, social, and cultural rights		
Contribution to Finland's regional development, and cultural exchange, diplomacy, and cooperation between peoples	Positive impact	Enabling of the free movement of people and commodities is at the core of Finnair's business model. As a key airline operator in the region, Finnair contributes to Finland's regional and economic development by providing fast global connectivity and by stimulating domestic hospitality, retail, and service sectors. By facilitating the movement of people and ideas, Finnair enables cultural exchange, strengthens international cooperation and diplomacy. Finnair's operations can generate direct and indirect positive impacts for stakeholders across its value chain, ranging from short-term impacts such as income from travel and tourism sectors as well as tax revenue, to medium- and long-term impacts such as increased trade, investment, cultural exchange, diplomacy, and the exchange of ideas enabled by the movement of people and goods.
Contribution to economic activity and job creation in local communities and abroad	Positive impact	In its operational locations, Finnair can contribute to job creation by employing people in its up- and downstream value chain, or by stimulating economic activity in communities through tourism and trade. Positively affected communities may include those living and working in Finnair destinations who derive income from hospitality, retail, and service sectors, or benefit from the increased economic activity and tax revenues, which may spur investment into local infrastructure and public services, enhancing residents' quality of life over short-, medium-, or long-term.
Contribution to overtourism	Negative impact	Finnair and Aurinkomatkat operations may further contribute to overtourism in popular destinations, which can strain local infrastructure and disrupt residents' daily lives. Identified potential impacts of overtourism include resource depletion, increased waste generation and use of water and electricity, and strain on local environment. Overtourism can also lead to the exploitation of local communities, loss of cultural and privacy rights, and rising housing and service costs that make everyday life more challenging for residents over short-, medium- and long-term time horizon. Finnair recognises these risks and seeks to mitigate them by engaging with local authorities to promote sustainable tourism practices, regularly assessing risks to affected communities, and implementing appropriate mitigation measures.
Noise pollution from own air transport operations	Negative impact	Exposure to aircraft noise can have short-, medium-, or long-term impacts on people living or working near airports, including annoyance and disrupted concentration or sleep. Finnair's operations particularly affect those communities located near its Helsinki-Vantaa home hub. Finnair aims to mitigate this impact through technical improvements in its fleet and close cooperation with stakeholders such as airports and air traffic control, including noise monitoring and the use of continuous-descent approaches to reduce noise during landing. These mitigation measures also contribute to Finnair's strategic interests by ensuring that the current route schedule can be maintained, and capacity can be potentially added.
Risk of stricter noise regulation	Financial risk	In addition to existing regulations, airports are introducing new noise-related fees and operational restrictions, which could increase Finnair's costs and limit take-offs and landings at certain times, potentially reducing revenue and constraining network growth. To mitigate this risk, Finnair engages with regulatory authorities and airports and applies best practices to minimise noise in its operations.

Business model and operating environment
Financial performance in 2025
Financial position and capital expenditure
Fleet
Strategy
Changes in company management
Shares and shareholders
Shareholder return policy and the Board's proposal for the distribution of profit
Risk management
Significant risks and uncertainties
Seasonal variation and sensitivities in business operations
Outlook and guidance
Events after the period
Performance indicators classified as alternative performance measures
Reconciliation of performance indicators classified as alternative performance measures
Other performance indicators

- **Sustainability Report**
  - General information
  - Environmental information
  - Social information
    - S1 Own workforce
    - S2 Workers in the value chain
    - S3 Affected communities
    - S4 Consumers and end-users
  - Governance information

S3-1 Policies related to affected communities

Guided by its Code of Conduct, Finnair is committed to respecting internationally recognised human rights and expects business partners to comply with similar principles. Finnair published its Policy Commitment to Human Rights, which also encompasses affected communities, in January 2025 as described under *SBM-1 Strategy, business model and value chain*.

As elaborated in Finnair's Environmental and Energy Efficiency Policy, the company is committed to managing and reducing the environmental impact of its operations. The Environmental and Energy Efficiency Policy describes ongoing environmental performance measures, establishes clear principles for Finnair's Environmental Management System (EMS), and determines the roles and responsibilities for execution. The Policy is annually reviewed by Finnair's Executive Board with Finnair CEO as the policy owner. Aircraft noise is a module of Finnair's EMS, with a dedicated Environmental Management Plan (EMP) in place to ensure application of aircraft noise management measures in daily operations and compliance with relevant regulations and obligations.

There were no reported cases of severe human rights issues or incidents in relation to affected communities during the reporting period of 2025.

S3-2 Processes for engaging with affected communities about impacts

In accordance with its Code of Conduct, Finnair aims to communicate clearly and effectively within the communities and contexts in which it operates. In terms of direct communication with the public, including affected communities, Finnair utilises multiple channels for external communications, including press releases on Finnair's website, newsletters via email, and posts on its official social media channels to both share information and listen to public feedback. The most senior responsibility for communications is with Finnair Communications, led by Senior Vice President of Communications.

Most of the engagement related to affected communities occurs through proxies. In its beach resort destinations, Aurinkomatkat engages with affected communities primarily through its Destination Management Company (DMC) partners by arranging regular meetings and yearly cooperation events, covering also topics of sustainability and local circumstances. Aurinkomatkat offers training and informational materials on sustainable tourism to its DMC and hotel partners, collaborates with international and local non-governmental organisations in selected destinations, and discusses sustainability topics with national tourism organisations. The most senior responsibility for ensuring this engagement occurs is with Managing Director of Aurinkomatkat.

In relation to aircraft noise at Helsinki-Vantaa airport, Finnair partakes in dialogue and cooperation with relevant stakeholders, including the municipalities surrounding the airport, the airport operator (Finavia), the air navigation services' provider (Fintraffic), the Finnish Transport and Communications Agency (Traficom) and other airline operators to address topics like city planning, runway use principles, and flight route planning. Finnair also participates in the Traficom organised Helsinki-Vantaa airport cooperation group on noise control, which monitors the annual noise status and changes in noise levels at the airport.

S3-3 Processes to remediate negative impacts and channels for affected communities to raise concerns

Finnair encourages all stakeholders, both internal and external, who witness or suspect misconduct or violation of Finnair's Code of Conduct to submit a report via Finnair's whistleblowing channel. The channel, accessible on Finnair's website and hosted by an external service provider, enables anonymous submission of reports. For a detailed description of processes for investigating reports filed through the channel and protection of whistleblowers see *G1-1 Mechanisms for identifying, reporting, and investigating concerns*. Finnair has not assessed affected communities' awareness of the available reporting channels. Finnair's commitment to remedy any adverse human rights impacts, which it has caused or contributed to is described in its public Policy Commitment to Human Rights.

Business model and operating environment
Financial performance in 2025
Financial position and capital expenditure
Fleet
Strategy
Changes in company management
Shares and shareholders
Shareholder return policy and the Board's proposal for the distribution of profit
Risk management
Significant risks and uncertainties
Seasonal variation and sensitivities in business operations
Outlook and guidance
Events after the period
Performance indicators classified as alternative performance measures
Reconciliation of performance indicators classified as alternative performance measures
Other performance indicators

- **Sustainability Report**
  - General information
  - Environmental information
  - Social information
    - S1 Own workforce
    - S2 Workers in the value chain
    - S3 Affected communities
    - S4 Consumers and end-users
  - Governance information

In its beach resort destinations, Aurinkomatkat partners can also raise concerns directly by contacting their Aurinkomatkat contact person.

S3-4 Taking action on material impacts on affected communities, and approaches to managing material risks and pursuing material opportunities related to affected communities, and effectiveness of those actions

For the reporting period of 2025, Finnair has not quantified the current or future operational and capital expenditures for implementing the actions related to affected communities. Finnair is also not currently systematically tracking the effectiveness of its actions related to affected communities, apart from aircraft noise management where effectiveness of actions can be quantified by the measured noise levels at Helsinki Vantaa airport. For more information of tracking noise levels, see *S3-5 Targets related to managing material negative impacts, advancing positive impacts, and managing material risks and opportunities*.

As a key airline operator in Finland, Finnair's operations directly and indirectly support regional development and economic growth by facilitating international trade and Finnish exports. For example, Finnair Cargo operations help ensure year-round, timely delivery of high-value and perishable products, supporting commerce. Finnair's network provides year-round connectivity by operating regional flights within Finland. Given Finland's geographic location, air travel provides the fastest connections to global markets. These air connections are also crucial in events of crisis, for example in the form of repatriation services or ensuring of supply security. As these actions are at the core of Finnair's business and value creation model, they can be considered as continuously ongoing actions.

In collaboration with various travel and tourism industry stakeholders, Finnair promotes Finland as a destination for both leisure and business travel, targeting travelers from North America, Europe and Asia. Finnair has a long-term strategic partnership with Visit Finland, which includes for instance showcasing various regions in Finland to international travel agency representatives to attract year-round travel to Finland. Promoting Finland as a travel destination is at the core of Finnair's business and value creation model, so collaboration with industry actors and institutions is continuous. Additionally, Finnair promotes cultural understanding and cooperation through partnerships with non-governmental organisations, helping to enhance social cohesion and global solidarity.

Through its Aurinkomatkat brand, Finnair engages in long-term partnerships primarily with small and medium sized local hotel, excursion, and transportation suppliers, thereby supporting local businesses and entrepreneurs. As part of Aurinkomatkat Sustainability Programme key sustainability actions and areas of focus are defined annually. For example, as part of its Sustainability Programme, Aurinkomatkat aims to enhance the welfare of the communities in which it operates by engaging in local support projects with a selected local organisation. In 2025, Aurinkomatkat continued to collaborate with the Greek non-profit ocean protection organisation, All for Blue, and arranged two beach cleanup events in Greece and purchased a training for its employees from All for Blue. Aurinkomatkat also participated in two beach cleanup events in Turkey, organized by a long-term DMC partner in collaboration with Aurinkomatkat hotel partners.

To address the issue of potential overtourism in its destinations, Aurinkomatkat continuously monitors the status of its destinations and collects data from its local tour guides. The aim is to identify potential risks and impacts on local people and environment and implement responsible practices that promote sustainable tourism and travel. In planning the opening of a new destination, potential challenges related to local communities, nature, and carrying capacity of the destination are reviewed. During 2025, Aurinkomatkat introduced a risk assessment tool used to evaluate environmental risks, human rights risks, and governance-related risks in its beach resort destinations. The tool is intended to be used by Aurinkomatkat guides, and it helps identify risks across key sustainability themes by assessing their severity and likelihood.

Under Finnair's EMS, its dedicated EMP for aircraft noise outlines key actions related to addressing the risks and negative impacts associated with the topic. Members of the

Business model and operating environment
Financial performance in 2025
Financial position and capital expenditure
Fleet
Strategy
Changes in company management
Shares and shareholders
Shareholder return policy and the Board's proposal for the distribution of profit
Risk management
Significant risks and uncertainties
Seasonal variation and sensitivities in business operations
Outlook and guidance
Events after the period
Performance indicators classified as alternative performance measures
Reconciliation of performance indicators classified as alternative performance measures
Other performance indicators

- **Sustainability Report**
  - General information
  - Environmental information
  - Social information
    - S1 Own workforce
    - S2 Workers in the value chain
    - S3 Affected communities
    - S4 Consumers and end-users
  - Governance information

dedicated aircraft noise EMP working group are responsible for annually reviewing aircraft noise related risks, ensuring regulatory compliance, managing key performance indicators, and proposing measures for new initiatives as part of ongoing actions to address the topic. The working group is also in charge of executing related management activities and reporting progress to Finnair's Sustainability Leadership Team (SLT). The SLT reviews the EMP's progress annually, including assessing key performance indicators and potential risks impacting the EMP's objectives.

To mitigate negative impacts in accordance with the EMP, Finnair takes continuous actions in its own operations and in collaboration with relevant stakeholders. An example of this is the use of continuous descent approaches (CDA) in landings. Finnair continuously aims to improve its CDA levels with a target of at least 85% of landings in Helsinki Vantaa airport being CDA. Pilots receive training in best practices for reducing aircraft noise in flight operations, including the application of CDA in landings. Cooperation with the air traffic control is key in ensuring that the time window needed for CDA is achieved, and Finnair actively engages with air traffic control and Finavia to improve the CDA levels at the Helsinki-Vantaa airport. An example of technical aircraft noise reduction is the modification of Finnair's narrow-body fleet eliminating the whistling sound caused by air passing over the Fuel Over Pressure Protector (FOPP) cavities during landing. These holes contain a valve equalising the pressure in the fuel tanks. Due to the modification, the landing noise caused by the A320 fleet was reduced by approximately 1 dB at a certain point in the landing.

Finnair's ability to carry out the described measures depends on its financial strength and capacity to invest in business development. Noise reduction measures, such as fleet upgrades, require resources from Technical Operations or, alternatively, significant investment in new aircraft, which are typically quieter.

There were no reported cases of severe human rights issues or incidents in relation to affected communities during the reporting period of 2025.

S3-5 Targets related to managing material negative impacts, advancing positive impacts, and managing material risks and opportunities

Finnair has not set targets related to affected communities for the reporting period of 2025. Finnair nevertheless tracks key performance indicators related to the topic of aircraft noise management.

As part of Finnair's EMS, the EMP for aircraft noise has determined a key performance indicator of maintaining an 85% level in Continuous Descent Approaches at its home hub, Helsinki-Vantaa airport. In 2025, Finnair reached a level of 86.4% (84.2). As the airport operator, Finavia is responsible for measuring of aircraft noise levels at the Helsinki-Vantaa airport, and the noise levels are regularly reviewed with Finnair.

Business model and operating environment
Financial performance in 2025
Financial position and capital expenditure
Fleet
Strategy
Changes in company management
Shares and shareholders
Shareholder return policy and the Board's proposal for the distribution of profit
Risk management
Significant risks and uncertainties
Seasonal variation and sensitivities in business operations
Outlook and guidance
Events after the period
Performance indicators classified as alternative performance measures
Reconciliation of performance indicators classified as alternative performance measures
Other performance indicators

- **Sustainability Report**
  - General information
  - Environmental information
  - Social information
    - S1 Own workforce
    - S2 Workers in the value chain
    - S3 Affected communities
    - S4 Consumers and end-users
  - Governance information

SOCIAL INFORMATION

S4 Consumers and end-users

For description on how the interests, views, and rights of consumers and end-users, including respect for their human rights, inform Finnair's strategy and business model, see *ESRS 2 SBM-2 Interests and views of stakeholders*.

SBM-3 Material impacts, risks and opportunities and their interaction with strategy and business model

Consumers and end-users encompass passengers onboard Finnair flights, customers of package tours under the Aurinkomatkat brand and customers of Finnair Cargo services. As a commercial airline, Finnair is dependent on its reputation among customers, with customer-centricity being a key strategic objective for Finnair and a precondition to the fulfilment of its value proposition. While Finnair products and services are not inherently harmful to consumers or end-users, Finnair is committed to ensuring the safety and wellbeing of passengers throughout their customer journey.

To mitigate any potentially harmful or damaging use of its services, Finnair provides accessible and clear instructions to ensure a safe and comfortable travel experience for all customers. Finnair is aware of the diversity of its customers and strives to ensure accessibility and non-discrimination in both physical and digital environments, including consideration of potentially vulnerable individuals' needs, such as elderly passengers or those with reduced mobility or other disabilities.

In terms of responsible marketing practices, Finnair aims to ensure that its communication is ethical and does not target vulnerable individuals in an exploitative manner. Finnair aims to provide transparent and clear sustainability-related content in its marketing and digital platforms. As a service provider, Finnair collects consumer and end-users' personal data. Finnair is committed to respecting the privacy and data protection rights of its customers by collecting personal data in compliance with applicable laws, including the EU General Data Protection Regulation (GDPR).



Business model and operating environment
Financial performance in 2025
Financial position and capital expenditure
Fleet
Strategy
Changes in company management
Shares and shareholders
Shareholder return policy and the Board's proposal for the distribution of profit
Risk management
Significant risks and uncertainties
Seasonal variation and sensitivities in business operations
Outlook and guidance
Events after the period
Performance indicators classified as alternative performance measures
Reconciliation of performance indicators classified as alternative performance measures
Other performance indicators

- **Sustainability Report**
  - General information
  - Environmental information
  - Social information
    - S1 Own workforce
    - S2 Workers in the value chain
    - S3 Affected communities
    - S4 Consumers and end-users
  - Governance information

Identified material sustainability matter	Type	Description
Social inclusion of consumers and/or end-users: Access to products and services, non-discrimination, and responsible marketing practices		
Distress and a sense of discrimination due to failure to ensure accessibility	**Negative impact**	Challenges in accessibility can negatively impact customers, particularly those who are elderly, have reduced mobility, or other disabilities. While incidental, such cases may cause distress and discomfort for people affected. Finnair aims to mitigate such impacts by training its customer-facing employees and following inclusive practices in service design and development. Customer-centricity is a strategic theme for Finnair and ensuring digital and physical accessibility and inclusion is part of fulfilling this objective. While Finnair's actions primarily impact its own operations, through cooperation with other airlines and airport service providers it may also contribute to accessibility in its value chain.
Negative impacts related to vague or distorted sustainability communication and SAF marketing	**Negative impact**	Failure to provide clear sustainability information could potentially mislead consumers about the environmental impacts of aviation. Finnair aims to prevent this by offering internal training on sustainability communication and improving the quality and availability of sustainability content on its website. Through effective communication with stakeholders Finnair could contribute to increasing the awareness and use of available solutions which can address aviation's environmental impacts.
Transparent sustainability communication and SAF marketing	**Opportunity**	Transparent communication of Finnair's decarbonisation work and marketing of SAF as an alternative to fossil fuels present an opportunity for increasing consumer awareness of available solutions for addressing aviation's environmental impacts. Consumers' willingness to contribute to SAF purchases over short- and medium time horizons supports Finnair in achieving its decarbonisation objectives, as increasing SAF use is the most important measure in achieving reasonable emission reductions in operations during the decade.
Negative impacts related to failures in punctual departures	**Negative impact**	Punctuality is a key indicator of customer satisfaction, and delays or cancellations can cause distress to impacted customers. Finnair consistently enhances its disruption management process and communication tools to ensure effective rerouting, rebooking, and informing of customers to mitigate adverse impacts from potential disruptions and adheres to EU regulation in providing compensation and support to impacted customers. Reliable and punctual performance is essential to Finnair's value creation, and the company continually develops its service solutions and, through the use of data analytics, aims to deliver a seamless travel experience and customer care also in the event of disruptions.
Data-related impacts for consumers and/or end-users: Privacy		
Risk of data security breaches	**Risk**	Airlines process customer data and thus face a risk of data breaches from external threats or internal errors in data processing. As a data controller, customer data is processed both in Finnair's own operations and in its value chains. Finnair employs measures to protect customer data, yet the risk of breaches cannot be entirely excluded. Data breaches could lead to loss of reputation and revenue, and even potential disruptions to operations. To mitigate the risk of data breaches from external threats or internal errors, Finnair has implemented procedures and key controls governing all stages of customer data processing, from planning phase until data deletion.
Negative impacts related to personal data security breaches	**Negative impact**	A personal data breach may expose customers to privacy violations, identity theft, and financial fraud, leading to long-term negative impacts and mental distress. Personal data breaches have the potential to affect a broad spectrum of customers. As an airline, Finnair handles customers' personal data and may thus be targeted, becoming connected to impacts through its own operations or due to breaches occurring in its value chain. To mitigate the potential impacts, Finnair promptly communicates any potential or actual breaches of personal data to affected customers and relevant authorities.

Business model and operating environment
Financial performance in 2025
Financial position and capital expenditure
Fleet
Strategy
Changes in company management
Shares and shareholders
Shareholder return policy and the Board's proposal for the distribution of profit
Risk management
Significant risks and uncertainties
Seasonal variation and sensitivities in business operations
Outlook and guidance
Events after the period
Performance indicators classified as alternative performance measures
Reconciliation of performance indicators classified as alternative performance measures
Other performance indicators

- **Sustainability Report**
  - General information
  - Environmental information
  - Social information
    - S1 Own workforce
    - S2 Workers in the value chain
    - S3 Affected communities
    - S4 Consumers and end-users
  - Governance information

Identified material sustainability matter	Type	Description
Personal safety of consumers and/or end-users: Health and safety		
Negative impacts related to health and safety of customers	**Negative impact**	Serious passenger health and safety incidents are extremely rare yet can have significant implications for the people affected. The health and safety of passengers is the cornerstone of Finnair's operations, and Finnair takes systematic and continuous measures to ensure customer safety. As a commercial airline, Finnair undergoes regular safety audits by domestic and international civil aviation authorities. Finnair's ability to operate its network safely is integral to value creation, and operational excellence in terms of safety has priority in all decision-making.
Potential for an individual to fall victim to human trafficking	**Negative impact**	Airlines' extensive route networks can unintentionally facilitate human trafficking. While rare, cases of human trafficking can cause significant adverse impacts on victims, with particularly vulnerable groups including women, children, minorities, and individuals from poor socioeconomic backgrounds. Finnair may become indirectly connected to such impacts and is committed to counteracting trafficking in its own operations and in collaboration with industry stakeholders, such as local authorities and airport service providers. To counteract human trafficking Finnair offers training to its customer-facing employees on identifying and reporting suspected cases, promotes internal awareness on the topic, and monitors industry trends.

S4-1 Policies related to consumers and end-users

Guided by its Code of Conduct, Finnair is committed to respecting internationally recognised human rights in all its operations and expects business partners to comply with similar principles. The Code of Conduct emphasises safety and security, data privacy and ethical use of data, and clear communication in all operations. Finnair published its Policy Commitment to Human Rights, which also encompasses consumers and end-users, in January 2025 as described under *SBM-1 Strategy, business model and value chain.* In addition, specific policies, guidelines, manuals, and rules have been defined to address material topics related to consumers and end-users, such as accessibility, inclusion, and non-discrimination, sustainability communication and marketing, punctuality, health and safety, privacy, and human trafficking.

There were no reported cases of severe human rights issues or incidents in relation to consumers and end-users during the reporting period of 2025.

Access to products and services, and non-discrimination

Accessibility, inclusion, and non-discrimination are rooted in Finnair's Code of Conduct and applicable regulation. Finnair's Policy on Accessibility of Products and Services defines the principles of ensuring accessibility and inclusion across products, services, and digital platforms, in compliance with regulation. The Policy establishes principles for accessible travel through adequate assistance throughout the customer journey, accessibility considerations in product and service design, and employee training on the needs and relevant procedures related to customers requiring assistance. All Finnair units, functions, processes, and subsidiaries are within the Policy's scope of application, and Finnair's Executive Board is responsible for approving its contents and ensuring the implementation of its objectives.

Sustainability communication and SAF marketing

The Finnair Code of Conduct outlines the approach for clear and timely communication by designated functions within Finnair, to ensure information provided to the media and public is accurate. Finnair's communication on its decarbonisation efforts and SAF marketing is supported by internal principles updated in line with contemporary consumer legislation and its requirements. The most senior responsibility for communications on sustainability is with Finnair Communications, led by Senior Vice President of Communications.

Business model and operating environment
Financial performance in 2025
Financial position and capital expenditure
Fleet
Strategy
Changes in company management
Shares and shareholders
Shareholder return policy and the Board's proposal for the distribution of profit
Risk management
Significant risks and uncertainties
Seasonal variation and sensitivities in business operations
Outlook and guidance
Events after the period
Performance indicators classified as alternative performance measures
Reconciliation of performance indicators classified as alternative performance measures
Other performance indicators

- **Sustainability Report**
  - General information
  - Environmental information
  - Social information
    - S1 Own workforce
    - S2 Workers in the value chain
    - S3 Affected communities
    - S4 Consumers and end-users
  - Governance information

Punctuality

The Finnair Code of Conduct emphasises Finnair's commitment to treating customers with courtesy and respect, recognising the importance of customer satisfaction as a primary business metric. Finnair is subject to applicable regulation as defined in Finnair's Notice on Passenger Rights based on EU Regulation (EC261/2004). To minimise inconvenience and maintain customer satisfaction in the event of disruptions, Finnair has established procedures for rebookings, cancellations, delays, schedule changes, overbooking situations, and arranging care for affected customers.

Privacy

The purpose of data protection is to protect customers, employees, and other stakeholders against any violation of their privacy when processing personal data.

As outlined in the Finnair Code of Conduct, "we are committed to data privacy and ethical use of data". Finnair is committed to ensure the fundamental rights to privacy and data protection of natural persons when processing personal data. Personal data is data relating to an identified or identifiable natural person. This includes information that enables identification directly or indirectly, for example by combining individual data with some other information.

Finnair's internal Data Privacy Policy describes the principles which shall be complied with in all personal data processing. The framework and decision-making authorities for managing data are defined and established in Finnair's Data Governance Policy. Information Security Policy defines and establishes the management system to ensure the confidentiality, integrity and availability of systems, services and data. The accountability on the Executive Board level is determined in the policies which are annually reviewed and confirmed by the Executive Board. In addition, Rules for Personal Data Processing explain the regulatory requirements in more detail and set the standard operating procedures with regards to processing personal data at Finnair.

Health and safety

Policies for safety, security, and compliance define Finnair's fundamental approach to maintaining an acceptable level of safety and security in operations. Finnair's statutory Safety Management System (SMS) and Security Management System (SeMS) are required by applicable Aviation Regulation and are prerequisite for Finnair's Air Operator's Certificate. The SMS and SeMS are governed by respective Safety and Security Management System Objectives and Policies, which are authorised by the Chief Operating Officer acting as the authority approved Accountable Manager and endorsed by the Finnair CEO. As the Accountable Manager, the Chief Operating Officer has responsibility for ensuring that all operations and maintenance activities are carried out to the standard required by relevant authorities, such as the Finnish Transport and Communications Agency (Traficom) and the EU Aviation Safety Agency (EASA). In addition, Finnair SMS and SeMS fulfil the requirements of the IATA Operational Safety Audit.

Human trafficking

In line with its Code of Conduct, Finnair is committed to preventing violations of human rights within its own operations and value chain, including all forms of human trafficking and forced labour. Finnair is signatory to IATA's resolution against trafficking in persons, reaffirming airlines' commitment to prevent human trafficking through training and exchange of best practices. Finnair's Modern Slavery and Human Trafficking Statement is approved by the Executive Board and describes the approach for addressing potential human trafficking by working with authorities and airports from which Finnair operates, providing customer-facing employees with instructions for reporting suspected cases, and raising internal awareness on the issue.

S4-2 Processes for engaging with consumers and end-users about impacts

Finnair engages directly with consumers and end-users through various channels, with engagement occurring throughout the customer journey from human interaction to customer support channels and Finnair and Aurinkomatkat web pages and mobile applications. This engagement aims to ensure a seamless travel experience and necessary support and assistance throughout the customer journey. Finnair also interacts with customers via its official social media channels. To assess the effectiveness of engagement with customers Finnair continuously monitors its net promoter score (NPS) intended for tracking customer satisfaction.

Business model and operating environment
Financial performance in 2025
Financial position and capital expenditure
Fleet
Strategy
Changes in company management
Shares and shareholders
Shareholder return policy and the Board's proposal for the distribution of profit
Risk management
Significant risks and uncertainties
Seasonal variation and sensitivities in business operations
Outlook and guidance
Events after the period
Performance indicators classified as alternative performance measures
Reconciliation of performance indicators classified as alternative performance measures
Other performance indicators

Sustainability Report
General information
Environmental information
Social information
S1 Own workforce
S2 Workers in the value chain
S3 Affected communities
S4 Consumers and end-users
Governance information

Finnair collects customer insights via surveys, interviews, user testing, and through the Finnair Customer Community, which is a closed group of customers regularly partaking in short surveys, interviews, polls, and user testing. Quarterly Finnair Community Days and regular events for Finnair Plus members provide additional opportunities for direct engagement and collection of feedback. These insights are integrated into product and service development, with the Chief Customer Officer responsible for overseeing effective customer engagement and ensuring that collected feedback informs Finnair's approach to improving customer experience.

To address consumer and end-users' accessibility needs, relevant instructions and forms for requesting assistance or specialised services are provided on Finnair's website. Finnair continuously enhances its digital services' accessibility by adhering to the Web Content Accessibility Guidelines and its compliance status is disclosed in the accessibility statements on Finnair's website. To monitor the customer experience of passengers with accessibility needs, Finnair monitors the accessibility net promoter score (aNPS) intended for tracking customer satisfaction among passengers requiring special assistance. Finnair also engages in dialogue with relevant domestic and foreign consumer representatives and authorities, such as the Finnish Transport and Communications Agency (Traficom), the Finnish Competition and Consumer Authority, Data Protection Ombudsman, the Non-discrimination Ombudsman, and the United States Department of Transportation. Finnair is dedicated to fostering dialogue with consumer representatives and authorities to account for diverse customer needs and maintain fairness in operations.

In the event of a personal data breach, Finnair has an established incident management process in place, and customers and other affected parties are notified without undue delay. Finnair's defined responsible teams investigate and manage potential data breaches according to defined processes under the oversight of the Data Privacy Officer (DPO) and Chief Information Security Officer (CISO). If the breach poses a risk to the rights and freedoms of natural persons, under GDPR Finnair is required to notify the Data Protection Ombudsman within 72 hours of becoming aware of it.

For more information on procedures in the event of disruptions see *S4-3 Processes to remediate negative impacts and channels to raise concerns*.

S4-3 Processes to remediate negative impacts and channels for consumers and end-users to raise concerns

Finnair has established procedures to address and rectify negative impacts customers may face and provides multiple channels for raising concerns. All feedback, whether from individual or corporate customers, is reviewed and routed to the relevant department to ensure comprehensive attention and potential corrective measures. Customer feedback is a valuable tool in assessing performance and making informed decisions for improvement. Regular feedback is received through the established channels, indicating that they are accessible and effectively utilised by customers to voice their concerns or inquiries.

Finnair's customer-facing employees address customers' concerns throughout the customer journey. In addition, customer contact centres are the primary channel to contact Finnair via phone and chat. Customers are instructed to use the online contact forms available on Finnair's website to file feedback and claims requests. In response to service disruptions resulting in negative impacts, such as delays in punctuality, Finnair aligns with EU Regulation (EC261/2004) offering assistance and compensation to affected passengers. Customers can also refer to the Finnair Notice on Passenger Rights available on Finnair's website. If a concern remains unresolved, customers are advised to contact relevant authorities to seek further guidance and resolution.

Finnair treats all reported instances of discrimination with the utmost seriousness. All complaints and reports received through either direct customer feedback channels or relevant authorities are reviewed. If it is established that Finnair's actions have resulted in discrimination against passengers, necessary adjustments are made following the directives of relevant authorities.

Finnair places utmost importance on the personal health and safety of its customers, consistently prioritising their wellbeing. If any actions directly attributable to Finnair result

Business model and operating environment
Financial performance in 2025
Financial position and capital expenditure
Fleet
Strategy
Changes in company management
Shares and shareholders
Shareholder return policy and the Board's proposal for the distribution of profit
Risk management
Significant risks and uncertainties
Seasonal variation and sensitivities in business operations
Outlook and guidance
Events after the period
Performance indicators classified as alternative performance measures
Reconciliation of performance indicators classified as alternative performance measures
Other performance indicators

- **Sustainability Report**
  - General information
  - Environmental information
  - Social information
    - S1 Own workforce
    - S2 Workers in the value chain
    - S3 Affected communities
    - S4 Consumers and end-users
  - Governance information

in a health or safety issue for a customer, Finnair recognises its accountability and ensures appropriate compensation is provided to those affected.

In the event of a personal data breach, Finnair contacts affected customers and other parties without undue delay and notifies the Data Protection Ombudsman as required by the GDPR. Finnair may also advise customers to take preventive security measures, including changing their email or Finnair Plus account passwords, and remaining vigilant against potential phishing attempts. Finnair encourages customers to reach out with concerns or inquiries about their personal data, with instructions provided on Finnair's website under Finnair Privacy Commitment.

Customer contact centres are the primary channel intended for consumers and end-users to contact Finnair with any concerns to ensure a timely response and necessary assistance. In addition, Finnair encourages all stakeholders, including consumers and end-users, who witness or suspect misconduct or violation of Finnair's Code of Conduct to submit a report via Finnair's whistleblowing channel. The channel, accessible via Finnair's website and hosted by an external service provider, enables anonymous submission of reports. For a detailed description of processes for investigating reports filed through the channel, see *G1-1 Mechanisms for identifying, reporting, and investigating concerns*.

S4-4 Taking action on material impacts on consumers and end-users, and approaches to managing material risks and pursuing material opportunities related to consumers and end-users, and effectiveness of those actions

For the reporting period of 2025, Finnair has not quantified the current or future operational and capital expenditures for implementing actions related to accessibility, inclusion, and non-discrimination, sustainability communication and marketing, punctuality, health and safety, privacy and human trafficking.

Access to products and services, and non-discrimination

Finnair aims to ensure the accessibility of products, services, and digital platforms by adhering to its Policy on the Accessibility of Products and Services. A cross-organisational accessibility working group is tasked with monitoring and developing processes aligned with the Policy's objectives. To assess the effectiveness of actions aimed at maintaining and improving the accessibility of products and services, the accessibility working group follows key performance indicators, specifically the aNPS, intended to measure satisfaction among customers requiring special assistance. The volume of reports from customers and authorities concerning discrimination is also monitored. This feedback serves as an indicator of what action is needed and appropriate in response to accessibility impacts. The Web Content Accessibility Guidelines are followed in digital platform development and conformance is reported on the accessibility statements available on Finnair's website.

In 2025, Finnair continued participation in the Hidden Disabilities Sunflower scheme to assist passengers with non-visible disabilities, with sunflower lanyards available at Helsinki-Vantaa airport check in and transfer desks. During 2025 Finnair also expanded its mobile interpreting service for Finnish sign language to cover all Finnair touch points at Finnish airports.

Sustainability communication and SAF marketing

During 2025 Finnair updated its internal principles for decarbonisation communication and SAF marketing to align with current consumer legislation. During the year, Finnair also enhanced the content on its website, including information on flight emissions and non-CO_2 impacts of aviation. In September, Finnair launched the Finnair for Business SAF service, which allows corporate customers to track the emissions of their business travel, co-fund SAF use, and receive third party-verified SAF certificates for their sustainability reporting.

Punctuality

Finnair's Operations Control Center continuously monitors operational performance to avoid disruptions and minimise their impact. If unavoidable disruptions occur, disruption management measures are utilised to reduce negative

Business model and operating environment
Financial performance in 2025
Financial position and capital expenditure
Fleet
Strategy
Changes in company management
Shares and shareholders
Shareholder return policy and the Board's proposal for the distribution of profit
Risk management
Significant risks and uncertainties
Seasonal variation and sensitivities in business operations
Outlook and guidance
Events after the period
Performance indicators classified as alternative performance measures
Reconciliation of performance indicators classified as alternative performance measures
Other performance indicators

- **Sustainability Report**
  - General information
  - Environmental information
  - Social information
    - S1 Own workforce
    - S2 Workers in the value chain
    - S3 Affected communities
    - S4 Consumers and end-users
  - Governance information

impacts on customers. Finnair consistently enhances disruption management by testing and introducing new functionalities for optimised rerouting and aims to automate and digitise the process to ensure reliable and efficient solutions to impacted customers.

During 2025, industrial actions among Finnair's own workforce and value chain caused disruptions to customers' journeys. After the industrial action ended, flight regularity returned to a high level. For the year 2025, flight regularity reached 96.8%. Finnair took a new hotel booking tool in use that enables self-service to reserve a hotel when needed during disruptions. A digital meal voucher offered to customers affected by disruptions was expanded to additional airports, now covering more than 80% of Finnair customers. In addition, the first phase of the enhanced claim-automation tool was launched at the end of August, allowing claims handling to scale without proportional increases in staffing, which is especially valuable during peak periods. With this tool, Finnair aims to deliver faster and more consistent customer responses, thereby strengthening satisfaction and loyalty.

Privacy

Based on the above-mentioned policies, Finnair has defined and established procedures and key controls which shall be complied with in all personal data processing, starting from the planning phase and continuing until data deletion.

As part of ongoing actions to mitigate the potential negative impact and risk of data breaches, Finnair employs preventive and detective security measures and monitors for potential threats. In case of a breach, Finnair has established responsive controls to contain and mitigate effects and communicate to data subjects of any potential subsequent risk to their data privacy. To reinforce cybersecurity and enhance the protection of customers' personal data Finnair utilises a continuous development program. Additionally, the Information Security Risk management process encompasses evaluation of threats, vulnerabilities, and shifts in risk landscape that could potentially compromise data security.

Health and safety

Finnair takes continuous and systematic action to ensure passenger health and safety in its operations. The components of the Safety and Security Management Systems facilitate concrete activities, which include continuous monitoring, recording, and evaluating of safety and security performance. Finnair is committed to fostering a culture of safety and security, encouraging and empowering employees to report any safety and security observations promptly and proactively. Finnair has made reporting channels easily accessible to ensure employees can effortlessly voice their observations. As part of continuous safety and security promotion, Finnair ensures all personnel are trained and competent to perform their respective safety and security duties.

To promote safety and security practices internally, safety and security communication is regularly published to raise awareness among employees. For example, Finnair organised its annual Safety & Security week in November, highlighting the importance of continuous measures to ensure health and safety, with employees being offered training on current topics, and opportunity to interact with internal and external health and safety subject matter experts.

Human trafficking

Finnair's flying crew undergo mandatory training aimed at preventing human trafficking. An online course on preventing human trafficking is compulsory for all managers and supervisors in Finnair ground handling operations worldwide, and for all check-in, gate, and arrival service agents at Helsinki Vantaa airport. The online course is made available for all Finnair employees via Workday eLearning platform.

Finnair mandates that all stations from which its flights are operated from have a human trafficking prevention plan in place, ensuring employees are aware of procedures and contact points for reporting suspected cases. To maintain awareness of global trends, Finnair participates in educational seminars organised by organisations, such as IATA and International Organisation for Migration. Finnair cooperates continuously with border authorities to help counter human trafficking and address suspected cases.

Business model and operating environment
Financial performance in 2025
Financial position and capital expenditure
Fleet
Strategy
Changes in company management
Shares and shareholders
Shareholder return policy and the Board's proposal for the distribution of profit
Risk management
Significant risks and uncertainties
Seasonal variation and sensitivities in business operations
Outlook and guidance
Events after the period
Performance indicators classified as alternative performance measures
Reconciliation of performance indicators classified as alternative performance measures
Other performance indicators

- **Sustainability Report**
  - General information
  - Environmental information
  - Social information
    - S1 Own workforce
    - S2 Workers in the value chain
    - S3 Affected communities
    - S4 Consumers and end-users
  - Governance information

S4-5 Targets related to managing material negative impacts, advancing positive impacts, and managing material risks and opportunities

Finnair has not set public targets related to consumers and end-users for the reporting period of 2025. Finnair nevertheless tracks key performance indicators related to the topic as customer-centricity is a key strategic objective for the company.

To track the effectiveness of its policies and actions in relation to customer satisfaction, Finnair continuously monitors the NPS score intended for measuring customer satisfaction. To assess the effectiveness of actions aimed at maintaining and improving the accessibility of products and services, the accessibility working group follows the aNPS intended for measuring customer satisfaction among passengers requiring special assistance. In addition, the volume of reports from customers and authorities concerning discrimination is monitored.

To ensure clear and transparent communication on its decarbonisation efforts, Finnair monitors developments in consumer legislation, particularly in relation to the developing green claims legislation. Finnair is also open to feedback from stakeholders on the topic.

In terms of customer data privacy, the number of reported or suspected breaches is monitored to evaluate the effectiveness of its current mitigation and prevention measures and to determine the need for further action.

Finnair has set internal safety and security objectives with associated targets, and performance is monitored quarterly by the Finnair Safety Review Board chaired by the Accountable Manager.

Finnair has no possibility to monitor the effectiveness of its measures to prevent human trafficking, as it is not informed whether the suspected cases reported by employees were actual cases of human trafficking, due to protection of the privacy of people involved. However, Finnair monitors the number and type of suspected cases reported by its employees. In addition, Finnair monitors current trends in human trafficking and updates internal training, instructions, and awareness building accordingly, with the aim to effectively recognise potential trafficking situations.

Business model and operating environment
Financial performance in 2025
Financial position and capital expenditure
Fleet
Strategy
Changes in company management
Shares and shareholders
Shareholder return policy and the Board's proposal for the distribution of profit
Risk management
Significant risks and uncertainties
Seasonal variation and sensitivities in business operations
Outlook and guidance
Events after the period
Performance indicators classified as alternative performance measures
Reconciliation of performance indicators classified as alternative performance measures
Other performance indicators

- **Sustainability Report**
  - General information
  - Environmental information
  - Social information
  - Governance information

GOVERNANCE INFORMATION

G1 Business conduct

For description of the administrative, management, and supervisory bodies' role and expertise related to business conduct, see *ESRS 2 GOV-1 The role of the administrative, management and supervisory bodies*. For description of the processes to identify and assess material impacts, risks, and opportunities in relation to business conduct matters, see *ESRS 2 IRO-1 Description of the processes to identify and assess material impacts, risks, and opportunities*.

G1-1 Business conduct policies and corporate culture

Company policies and corporate culture

Internal control and risk management are integral parts of the management's overall duty to ensure that Finnair achieves its strategic objectives. Through efficient and effective systems of internal control and risk management, deviations from objectives can be prevented or detected as early as possible. Business conduct requirements are integrated in the management system through policies, rules, procedures, key controls, and ongoing compliance monitoring of their implementation.

Finnair has established top-level policies through which the company strives to uphold appropriate internal control and risk management structures in relevant areas. Through these policies, business conduct requirements are integrated into the management system. The top-level policies, i.e. the Code of Conduct and the Internal Control and Risk Management Policy, are annually confirmed by the Board of Directors. Finnair's commitment to sound corporate culture, based on transparency, honesty, integrity and ethical behaviour, is emphasised in both of the top-level policies.

In addition, Finnair has defined and established specific and more detailed policies and rules on a number of important areas, such as anti-bribery and -corruption, fair competition, conflict of interest situations, whistleblower protection, occupational health and safety, environmental and energy efficiency, accessibility of Finnair's products and services, trade sanctions, data governance, data privacy, information security, decision-making authorisations, procurement, business continuity management, business travel, disclosure, insider requirements, Board diversity etc. All of the company policies, rules, procedures and key controls are part of the internal control and risk management frameworks.

The Finnair Code of Conduct outlines Finnair's commitment to respecting internationally recognised human rights as defined in the UN Universal Declaration of Human Rights and the ILO Declaration on Fundamental Principles and Rights at Work in all its operations, with expectation for business partners to abide by similar principles.



Business model and operating environment
Financial performance in 2025
Financial position and capital expenditure
Fleet
Strategy
Changes in company management
Shares and shareholders
Shareholder return policy and the Board's proposal for the distribution of profit
Risk management
Significant risks and uncertainties
Seasonal variation and sensitivities in business operations
Outlook and guidance
Events after the period
Performance indicators classified as alternative performance measures
Reconciliation of performance indicators classified as alternative performance measures
Other performance indicators

- **Sustainability Report**
  - General information
  - Environmental information
  - Social information
  - Governance information

Identified material sustainability matter	Type	Description
Corporate culture, protection of whistleblowers, corruption and bribery, and government and institutional relations management		
Unethical business conduct and violations of principles	Negative impact	Potential breaches in ethical conduct within Finnair's own operations or in its value chain could lead to unethical practices, violation of legal and regulatory frameworks, and unfair treatment of stakeholders. While the risk for violations of business conduct principles is considered incidental rather than widespread, resulting impacts could negatively affect both people and the environment, depending on the nature of the violation. To mitigate this risk, Finnair incorporates business conduct requirements into its management system through policies and procedures, maintains robust internal controls and raises employee awareness to prevent, detect, and address any violations.
Risk of reputational damage from unethical business conduct and violations of principles	Risk	Violation of ethical business conduct principles within Finnair's own operations or in its value chain could negatively impact Finnair's reputation, resulting in loss of stakeholders' trust and subsequent financial repercussions. Financial repercussions could also result from legal sanctions, depending on the nature of the violation. To mitigate this risk, Finnair employs a robust internal control and risk management framework to ensure compliance is firmly embedded in its operations.
Government and institutional relations management	Financial opportunity	Through political and institutional dialogue, Finnair can advocate for its strategic interests in domestic, EU, and international regulatory environments. This engagement supports the airline's ability to maintain global competitiveness and financial stability, in addition to securing adequate, good quality traffic rights that are a precondition for aviation business opportunities in Finnair's future network. Through this advocacy work, Finnair can influence the creation of market conditions that support new commercial opportunities and enhance demand for its services.
Animal welfare		
Illegal Wildlife Trade	**Negative impact**	Illegal Wildlife Trade (IWT) can lead to biodiversity loss and threaten ecosystems and endangered species. Finnair's global network of flights and cargo shipments can unintentionally facilitate IWT. Finnair aims to counter IWT in its own operations and through collaboration in the air transport industry. Finnair addresses IWT by training its employees in customer-facing or cargo handling roles, raising stakeholder awareness, and collaborating with the United for Wildlife Transport Taskforce.
Management of relationships with suppliers, including payment practices		
Preferred partner for suppliers through good and fair relationship management	**Opportunity**	Finnair's ability to operate its network efficiently is integral to its operations and value creation. This is ensured in collaboration with Finnair's many suppliers and business partners. Finnair aims to be the preferred partner to its suppliers by following a structured approach to supplier relationship management and ensuring transparent and on-time payment practices. Being the preferred partner to its current and prospective suppliers can result in improved cooperation and long-term collaboration, fostering benefits for both parties in the medium- and long-term time horizon.

In line with the Code, Finnair upholds the rights to freedom of association and collective bargaining and opposes all forms of child and forced labour. Finnair's Policy Commitment to Human Rights and Modern Slavery and Human Trafficking Statement, both approved by the CEO, outline the company's adherence to the UN Guiding Principles on Business and Human Rights, the ILO Declaration on Fundamental Principles and Rights at Work, and the OECD Guidelines for Multinational Enterprises. Finnair published its Policy Commitment to Human Rights in January 2025 as described under *SBM-1 Strategy, business model and value chain*.

To ensure employee awareness and effective communication of Finnair policies, periodic awareness campaigns are conducted, and relevant documents are readily accessible via intranet. The Code of Conduct eLearning is a mandatory recurring training for all employees with a two-year cycle. Completion rates are regularly monitored. To ensure

Business model and operating environment
Financial performance in 2025
Financial position and capital expenditure
Fleet
Strategy
Changes in company management
Shares and shareholders
Shareholder return policy and the Board's proposal for the distribution of profit
Risk management
Significant risks and uncertainties
Seasonal variation and sensitivities in business operations
Outlook and guidance
Events after the period
Performance indicators classified as alternative performance measures
Reconciliation of performance indicators classified as alternative performance measures
Other performance indicators

- **Sustainability Report**
  - General information
  - Environmental information
  - Social information
  - Governance information

implementation of business conduct requirements in the management system, specific procedures and key controls have been defined. The Risk & Compliance function at Finnair is responsible for the development and maintenance of the structures included in the internal control and risk management frameworks, as well as continuously monitoring compliance with the requirements. The main features of the internal control and risk management systems are described in the Corporate Governance Statement.

Mechanisms for identifying, reporting, and investigating concerns

Finnair employees and stakeholders are encouraged to report any concerns regarding violation of the law, suspected fraud or misconduct, or other unethical conduct in connection with Finnair's operations. Finnair has an established process for raising concerns which is documented in Finnair's Rules for SpeakUp Reports and Compliance Investigation. The document is annually reviewed by Finnair's Executive Board. All people with knowledge of suspected violations of the the law, fraud, misconduct, or other unethical conduct in violation of the Code of Conduct are encouraged to report it by using the following reporting channels, depending on the subject: Submitting a report via the SpeakUp channel to raise concerns about suspected violation of law, suspected fraud or misconduct, or other unethical behaviour; sending an email to privacy@finnair.com to report data privacy incidents or questions on data privacy; submitting a report in BSafe to raise occupational safety related concerns; or submitting a report in QPulse to raise flight safety and security related concerns.

The SpeakUp channel allows anonymous reporting both for Finnair's employees and external stakeholders. Link to the reporting channel is available on Finnair's intranet frontpage and website. The reports are received, managed and investigated by the Risk & Compliance function, which has a reporting line to the Audit Committee of the Board of Directors. Only persons nominated by Finnair have access to the reports submitted in the channel. The investigation process is guided by the principles of fairness, confidentiality, and consistency. In addition to the safeguards implemented based on the whistleblower protection law, Finnair has a strict policy of non-retaliation against anyone raising a concern in good faith, as stated in Finnair's Code of Conduct.

The Vice President of Risk & Compliance, upon receipt of a report through the system, is responsible for assessing the information received and initiating the investigation process. Further, the Risk & Compliance function is responsible for ensuring that all reported cases are processed and documented appropriately. Investigations may be performed in co-operation with the nominated persons in Safety & Compliance and Internal Audit functions. Finnair's commitment to remedy any adverse human rights impacts, which it has caused or contributed to is described in its Policy Commitment to Human Rights.

Animal welfare

As part of its Environmental and Energy Efficiency Policy Finnair expresses zero tolerance for illegal wildlife trade (IWT). Finnair is signatory to the United for Wildlife Transport Taskforce Buckingham Palace Declaration on IWT and as such promotes awareness on the issue to different stakeholder groups. Training is provided to employees working with passengers and cargo to help identify and address situations where IWT is suspected. During 2025 IWT training was provided to all new cabin crew members and cargo partners such as freight forwarders and general sales agents. IWT prevention is also part of recurrent trainings for Finnair ground crew. Finnair has also had discussions with custom authorities on the prevention of IWT. Finnair has prohibited transportation of hunting trophies or memorabilia originating from endangered species or their parts in its cargo network, in addition to transporting of primates and canines intended for laboratory, experimental, or other exploitation use.

G1-2 Management of relationships with suppliers

Finnair's Procurement Policy sets a commitment to fast invoice processing and on-time payments to suppliers. Late payments are prevented by a robust purchase-to-pay process with electronic invoicing and continuous performance monitoring. The same process is applied to all suppliers, including SMEs. Supplier relationships and collaborations at Finnair are managed in a systematic manner, with Finnair's Supplier Relationship Management (SRM) and Supplier Risk Management frameworks defining the structures for collaboration. Strategic and key suppliers, which account for 40% of Finnair's spending, are subject to enhanced oversight through SRM collaboration procedures to ensure a high level of monitoring of both the relationship and operations with these suppliers.

Business model and operating environment
Financial performance in 2025
Financial position and capital expenditure
Fleet
Strategy
Changes in company management
Shares and shareholders
Shareholder return policy and the Board's proposal for the distribution of profit
Risk management
Significant risks and uncertainties
Seasonal variation and sensitivities in business operations
Outlook and guidance
Events after the period
Performance indicators classified as alternative performance measures
Reconciliation of performance indicators classified as alternative performance measures
Other performance indicators

- **Sustainability Report**
  - General information
  - Environmental information
  - Social information
  - Governance information

Finnair includes supply chain risk prevention in the Request for Proposal (RFP) phase and in supplier onboarding. Sustainability and compliance-related selection criteria are included in the RFP phase. Trade sanctions and financial status are assessed during the vendor setup process, following the Know Your Counterparty (KYC) protocol. Finnair requires that all suppliers under a purchase contract with Finnair adhere to the Finnair Supplier Code of Conduct, when delivering goods and services. Alternatively, the supplier may provide a written commitment to their own equivalent Code or public policy, given it meets the standards set by the Finnair Supplier Code of Conduct. During the RFP phase, suppliers are required to complete a sustainability questionnaire, which covers environmental and social topics, such as the supplier's environmental practices, commitment to climate change mitigation, and management of health and safety issues.

Supply chain sustainability risks are continuously monitored and managed with supply chain sustainability risk management process that was implemented during 2025. During 2025, Finnair adopted a new AI-enabled risk management tool, that supports risk management in sustainability, disruption and finance and legal risk domains. The tool complements Finnair's Supplier Risk Management framework, which addresses a wide range of risks related to strategy, finance, operations, business continuity, quality, safety, compliance, and information security. Finnair also performs supplier assessments, site visits and audits, particularly focusing on suppliers in high-risk countries. For more detailed information see section *S2 Workers in the value chain*.

G1-3 Prevention and detection of corruption and bribery

Procedures to prevent, detect, and address corruption and bribery

Finnair has defined its anti-bribery and anti-corruption position emphasising a zero-tolerance policy on bribery and corruption. This is highlighted both in the Finnair Code of Conduct and in the specific Rules document established to prevent, detect, and address incidents of corruption or bribery. The Code of Conduct eLearning course is a mandatory, recurring training module for all employees and its completion rates are regularly monitored. Percentage of functions-at-risk covered by the recurring Code of Conduct eLearning training module totalled 100% at year-end 2025.

At Finnair, certain functions are potentially exposed to risks for corruption and bribery due to their involvement in critical financial transactions and interactions with external stakeholders. These functions encompass Procurement, Fleet Management, Sales & Retail, Loyalty Program, Partnerships & Alliances, as well as Governmental & Institutional Relations. Finnair prioritises the implementation of robust anti-corruption and anti-bribery measures in these functions to mitigate risks and ensure the highest standards of integrity and compliance. Key controls have been defined and established into processes to prevent and detect corruption and bribery risks. Rules regarding sponsorships, donations, business gifts, and entertainment are rigorously enforced and continuously monitored.

As outlined in the Code of Conduct, Finnair expects its partners and suppliers, when working for Finnair, to adhere to the same principles as set out in Finnair's Code of Conduct. Prior to making commitments in business relationships, Finnair conducts Know Your Counterparty (KYC) procedure, encompassing screening the prospect partner or supplier for potential trade sanctions or potential exposure to any Politically Exposed Person or public official.

Commercial management is centralised to headquarters. Finnair's representation offices abroad are not separate legal entities, but branch offices of Finnair Plc, and therefore payments are largely managed by the Treasury function at headquarters.

In the case of suspected corruption or bribery, the investigation is performed in accordance with the Rules for SpeakUp Reports and Compliance Investigation. The reports are received, managed and investigated by the Risk & Compliance function, which has a reporting line to the Finnair CEO and Audit Committee of the Board of Directors.

G1-4 Incidents of corruption or bribery

In 2025, 28 reports were submitted through the SpeakUp reporting channel (2024: 30 reports). In addition, one report was submitted directly to the Risk & Compliance function's email (2024: 0). No suspected or confirmed incidents of corruption or bribery were brought to Finnair's attention during the reporting period and there were no convictions or fines for violation of anti-corruption and anti-bribery laws.

Business model and operating environment
Financial performance in 2025
Financial position and capital expenditure
Fleet
Strategy
Changes in company management
Shares and shareholders
Shareholder return policy and the Board's proposal for the distribution of profit
Risk management
Significant risks and uncertainties
Seasonal variation and sensitivities in business operations
Outlook and guidance
Events after the period
Performance indicators classified as alternative performance measures
Reconciliation of performance indicators classified as alternative performance measures
Other performance indicators

Sustainability Report
General information
Environmental information
Social information
Governance information

A summary of all reports submitted is reported to the Board's Audit Committee on an anonymised and aggregated level.

G1-5 Political influence and lobbying activities

Global aviation is a highly regulated industry in which governments play a decisive role. To monitor political and regulatory developments in its operational environment, Finnair regularly engages in dialogue with governments, EU institutions, trade unions, and other relevant stakeholders. As a network carrier, active dialogue with key domestic, EU-level, and global stakeholder groups is essential to secure market access and necessary traffic rights.

Finnair's influencing activities are carried out cross-organisationally, supported by a dedicated Public Affairs team of 3 FTEs, that coordinates and executes the company's advocacy efforts, and reports on these activities to the CEO.

Finnair collaborates closely with, and is a member of, key industry associations, such as Airlines for Europe (A4E) and IATA. At the national level, Finnair is also a member of several travel industry associations. Finnair has advocated for increasing the availability and affordability of sustainable aviation fuels (SAF), focusing on key regulation such as ReFuelEU Aviation, the EU Emissions Trading System and the Energy Transition Taxation Directive. Finnair supports the aviation sector's energy transition, while stressing the need for sufficient support mechanisms to maintain airline's competitiveness to ensure an economically viable transition. In addition, Finnair has engaged in dialogue regarding the revisions to Air Passenger Rights Regulation (EC) No 261/2004, promoting a balanced approach between passenger rights and airline obligations.

As stated in its Code of Conduct, Finnair does not make donations or provide any other type of support to political parties or organizations or persons belonging to the political system. In 2025, Finnair has not provided any political funding or made any direct, indirect or in-kind political contributions. Finnair reports its activities to the Finnish Transparency Register, in accordance with the rules set for the Register, under identification number 0108023-3. Finnair is also registered to the EU Transparency Register under identification number 419027043263-15.

Finnair has not defined specific, ESRS-aligned, metrics or targets related to this topic.

G1-6 Payment practices

Finnair standard payment term is 60 days net, as defined in Finnair Group Standard Terms for Procurement. However, in the case of small and medium sized suppliers, the payment terms may be agreed case by case.

98.01% of payments are paid within 60 days and the average time to pay invoices was approximately 28 days for the reporting period of 2025.

In 2025, Finnair had no ongoing legal proceedings due to late payments.

Consolidated income statement

Consolidated statement of comprehensive income

Consolidated balance sheet

Consolidated cash flow statement

Consolidated statement of changes in equity

Notes to the consolidated financial statements

1. Operating result
2. Fleet and other fixed assets and leasing arrangements
3. Capital structure and financing costs
4. Consolidation
5. Other notes
6. Parent company financial statements

Board of Directors' proposal on a return of capital

Auditor's report



Financial Statements

Financial Statements

How to read Finnair Financial Statements?
Finnair's financial statements are structured to facilitate reading and understanding of the financial statements and to clarify the overall picture derived from it. The notes to the financial statements have been combined to business related sections, separately listing the accounting principles, critical accounting estimates and sources of uncertainty in each section. In addition, comments on interesting figures and other highlights are provided in text areas marked with a star. The financial statements also include illustrative charts to support the understanding of the figures.

i Notes to the financial statement have been combined into sections based on their context. The aim is to give a more relevant picture of the Finnair Group and its business. The content of each section is described and explained in the beginning of that section and marked with **i**.

A Specific accounting principles are attached to the relevant note. The accounting principles can be recognised from character **A**.

! Critical accounting estimates and sources of uncertainty have been presented together with the relevant note and specified with character **!**.

★ Highlights related to the section are explained in a separate text box to underline significant matters.

This Financial Information 2025 is not the official version of xHTML document compliant with the ESEF (European Single Electronic Format) regulation. The official version of Financial Information 2025 in accordance with ESEF regulations is available at **https://investors.finnair.com/fi**.

148 Consolidated income statement
148 Consolidated statement of comprehensive income
149 Consolidated balance sheet
150 Consolidated cash flow statement
151 Consolidated statement of changes in equity

152 Notes to the consolidated financial statements
152 Accounting principles
152 Company information
152 Basis of preparation
152 Presentation of consolidated income statement and balance sheet
152 Critical accounting estimates and sources of uncertainty
153 Climate-related matters in the consolidated financial statements
153 Changes in accounting principles

154 1 Operating result
154 1.1 Segment information
154 1.2 Operating income
154 1.2.1 Revenue by product and traffic area
155 1.2.2 Revenue by currency
155 1.2.3 Receivables related to revenue
155 1.2.4 Deferred income and advances received
155 1.2.5 Other operating income
156 1.3 Operating expenses
156 1.3.1 Operating expenses by currency
156 1.3.2 Passenger and handling services
156 1.3.3 Property, IT and other expenses
156 1.3.4 Inventories and other current assets
156 1.3.5 Other liabilities
157 1.3.6 Provisions
157 1.3.7 Items affecting comparability
158 1.3.8 Employee benefits
158 1.3.8.1 Employee benefit expenses and share-based payments
160 1.3.8.2 Pensions

163 2 Fleet and other fixed assets and leasing arrangements
163 2.1 Fleet and other fixed assets
165 2.2 Leasing arrangements
167 2.3 Depreciation and impairment

168 3 Capital structure and financing costs
168 3.1 Financial income and expenses
169 3.2 Financial assets
169 3.2.1 Other current financial assets
169 3.2.2 Cash and cash equivalents
169 3.3 Financial liabilities
172 3.4 Contingent liabilities
172 3.5 Management of financial risks
175 3.6 Classification of financial assets and liabilities
176 3.7 Offsetting financial assets and liabilities
176 3.8 Derivatives
178 3.9 Equity-related information

180 4 Consolidation
180 4.1 General consolidation principles
180 4.2 Subsidiaries
180 4.3 Acquisitions and divestments
180 4.4 Investments in joint ventures
180 4.5 Related party transactions

181 5 Other notes
181 5.1 Income taxes
183 5.2 Disputes and litigation
183 5.3 Events after the closing date

184 6 Parent company financial statements

196 Board of Directors' proposal on a return of capital

197 Auditor's report

- **Consolidated income statement**
- **Consolidated statement of comprehensive income**

Consolidated balance sheet

Consolidated cash flow statement

Consolidated statement of changes in equity

Notes to the consolidated financial statements

1. Operating result
2. Fleet and other fixed assets and leasing arrangements
3. Capital structure and financing costs
4. Consolidation
5. Other notes
6. Parent company financial statements

Board of Directors' proposal on a return of capital

Auditor's report

= Highlights

Consolidated income statement

EUR mill.	Note	2025	2024
Revenue	1.1, 1.2	**3,106.2**	**3,048.8**
Other operating income		123.8	140.0
Operating expenses			
Staff and other crew related costs	1.3.8	-568.1	-559.5
Fuel costs		-879.0	-894.4
Capacity rents		-142.2	-111.7
Aircraft materials and overhaul		-212.1	-223.0
Traffic charges		-318.2	-270.6
Sales, marketing and distribution costs		-129.0	-123.0
Passenger and handling services	1.3.2	-459.7	-440.3
Depreciation and impairment	2.3	-343.7	-330.3
Property, IT and other expenses	1.3.3	-113.7	-121.7
Operating result		**64.2**	**114.2**
Financial income	3.1	23.7	44.9
Financial expenses	3.1	-81.9	-107.2
Exchange rate gains and losses	3.1	17.3	-5.8
Result before taxes		**23.3**	**46.1**
Income taxes	5.1	-5.0	-9.1
Result for the period		**18.4**	**37.0**
Attributable to			
Owners of the parent company		18.4	37.0
Earnings per share attributable to shareholders of the parent company, EUR			
Basic earnings per share	3.9	0.09	0.18
Diluted earnings per share	3.9	0.09	0.18

Consolidated statement of comprehensive income

EUR mill.	Note	2025	2024
Result for the period		**18.4**	**37.0**
Other comprehensive income items			
Items that may be reclassified to profit or loss in subsequent periods			
Change in fair value of hedging instruments		-6.3	3.8
Tax effect		1.3	-0.8
Items that will not be reclassified to profit or loss in subsequent periods			
Actuarial gains and losses from defined benefit plans	1.3.8.2	23.3	12.6
Tax effect		-4.7	-2.5
Other comprehensive income items total		**13.6**	**13.2**
Comprehensive income for the period		**32.0**	**50.1**
Attributable to			
Owners of the parent company		32.0	50.1

The financial year 2025 was characterised by industrial action
The operating result for the financial year 2025 decreased year-on-year mainly due to the negative impacts of industrial action. Profitability was also burdened by additional costs arising from the renewable aviation fuel blending mandate introduced in the EU, as well as by higher navigation and landing charges. Further, the operating result was negatively impacted by the partial return of indexation of the obligations of Finnair Pension Fund, similarly to the comparison period. The result for the financial year 2025 was still positive.

Consolidated income statement
Consolidated statement of comprehensive income
• **Consolidated balance sheet**
Consolidated cash flow statement
Consolidated statement of changes in equity
Notes to the consolidated financial statements
1. Operating result
2. Fleet and other fixed assets and leasing arrangements
3. Capital structure and financing costs
4. Consolidation
5. Other notes
6. Parent company financial statements
Board of Directors' proposal on a return of capital
Auditor's report

Consolidated balance sheet

EUR mill.	Note	2025	2024
ASSETS			
Non-current assets			
Fleet	2.1	1,185.2	1,220.8
Right-of-use fleet	2.2	513.7	636.2
Fleet total		1,698.9	1,857.0
Other fixed assets	2.1	145.8	141.2
Right-of-use other fixed assets	2.2	131.5	143.9
Other fixed assets total		277.3	285.0
Pension assets	1.3.8.2	94.4	95.0
Other non-current assets		62.6	59.8
Deferred tax assets	5.1	213.3	221.7
Non-current assets total		**2,346.5**	**2,518.6**
Current assets			
Receivables related to revenue	1.2.3	155.7	165.1
Inventories and other current assets	1.3.4	89.1	86.8
Derivative financial instruments	3.8	32.2	66.5
Other financial assets	3.2.1	531.4	664.9
Cash and cash equivalents	3.2.2	529.6	219.1
Current assets total		**1,338.0**	**1,202.4**
Assets held for sale		2.4	-
Assets total		**3,686.9**	**3,721.0**

EUR mill.	Note	2025	2024
EQUITY AND LIABILITIES			
Equity attributable to owners of the parent			
Share capital		75.4	75.4
Other equity		561.3	551.7
Equity total		**636.7**	**627.1**
Non-current liabilities			
Lease liabilities	2.2, 3.3	632.3	839.7
Other interest-bearing liabilities	3.3	968.6	735.4
Pension obligations	1.3.8.2	0.3	0.6
Provisions and other liabilities	1.3.6	86.3	122.0
Non-current liabilities total		**1,687.5**	**1,697.7**
Current liabilities			
Lease liabilities	2.2, 3.3	130.4	164.6
Other interest-bearing liabilities	3.3	51.5	125.4
Provisions	1.3.6	8.4	31.3
Trade payables		87.6	58.9
Derivative financial instruments	3.8	74.5	62.6
Deferred income and advances received	1.2.4	714.8	658.9
Liabilities related to employee benefits	1.3.8.1	129.7	112.8
Other liabilities	1.3.5	165.7	181.5
Current liabilities total		**1,362.7**	**1,396.2**
Liabilities total		**3,050.2**	**3,093.9**
Equity and liabilities total		**3,686.9**	**3,721.0**

Finnair invested in fleet and issued unsecured senior notes
During 2025, Finnair purchased four previously leased A321 aircraft, which is reflected in the greater decrease of the right-of-use fleet. In addition to repayments and foreign exchange adjustments, the early termination of lease contracts was reflected also in the reduction of lease liabilities. Increase in other non-current interest-bearing liabilities was due to the issued rated senior unsecured notes. Changes in the capital structure are described in more detail in note 3. Capital structure and financing costs.

= Highlights

Consolidated income statement
Consolidated statement of comprehensive income
Consolidated balance sheet
• **Consolidated cash flow statement**
Consolidated statement of changes in equity
Notes to the consolidated financial statements
1. Operating result
2. Fleet and other fixed assets and leasing arrangements
3. Capital structure and financing costs
4. Consolidation
5. Other notes
6. Parent company financial statements
Board of Directors' proposal on a return of capital
Auditor's report

= Highlights

Consolidated cash flow statement

EUR mill.	2025	2024
Cash flow from operating activities		
Result before taxes	23.3	46.1
Depreciation and impairment	343.7	330.3
Financial income and expenses	40.9	68.1
Sales gains and losses on aircraft and other transactions	-14.6	-12.0
Change in provisions	-22.9	8.4
Employee benefits	26.8	49.3
Other adjustments	0.1	-3.1
Non-cash transactions	4.0	54.7
Changes in trade and other receivables**	9.2	46.7
Changes in inventories	-3.4	-2.8
Changes in trade and other payables	86.2	119.8
Changes in working capital	92.1	163.7
Financial expenses paid, net	-87.4	-38.0
Income taxes paid	-0.1	-0.1
Net cash flow from operating activities	**401.9**	**612.7**
Cash flow from investing activities		
Investments in fleet***	-193.3	-222.8
Investments in other fixed assets	-15.7	-10.8
Divestments of fleet, other fixed assets and shares	8.3	0.0
Lease and lease interest payments received	0.4	0.4
Change in other current financial assets (maturity over 3 months)	-21.4	4.1
Change in other non-current assets**	0.1	-57.3
Net cash flow from investing activities	**-221.7**	**-286.4**
Cash flow from financing activities		
Proceeds from loans	297.0	495.7
Loan repayments	-121.5	-705.6
Repayments of lease liabilities	-150.4	-170.3
Share issue costs	-	-9.8
Return of capital paid	-22.5	-
Net cash flow from financing activities	**2.6**	**-390.0**
Change in cash flows	**182.8**	**-63.7**
Liquid funds, at beginning	643.8	707.5
Change in cash flows	182.8	-63.7
Liquid funds, at end*	**826.7**	**643.8**

*** Liquid funds**

EUR mill.	2025	2024
Other financial assets	531.4	664.9
Cash and cash equivalents	529.6	219.1
Cash funds	**1,061.0**	**884.0**
Other current financial assets (maturity over 3 months)	-234.3	-240.2
Liquid funds	**826.7**	**643.8**

** Credit card acquirer holdbacks related to cash funds from passenger ticket sales held by credit card processors were reclassified from other current assets to other non-current assets at the end of 2024. This caused most of the positive impact on changes in trade and other receivables and the negative impact on change in other non-current assets.

*** The ECA (Export Credit Agency) financed A350 aircraft received in December 2024 is not included in cash flow from investments, as the cash flow related to the acquisition of the aircraft did not go through Finnair, but from the financier to Airbus. More details can be found in note 3.3 Financial liabilities.

Changes in equity and liabilities arising from financing activities are disclosed in the notes 3.3 Financial liabilities and 3.9 Equity-related information.

Net cash flow from operating activities decreased, positive change in cash flows due to issued senior notes
The net cash flow from operating activities decreased year-on-year primarily due to the changes in working capital, lower non-cash transactions and higher paid net financial expenses. More than half of investments in fleet related to the acquisition of four A321 aircraft previously leased by Finnair. Net cash flow from financing activities was positive due to the issued rated senior unsecured notes. Changes in the capital structure are described in more detail in note 3. Capital structure and financing costs.

Consolidated income statement
Consolidated statement of comprehensive income
Consolidated balance sheet
Consolidated cash flow statement
• **Consolidated statement of changes in equity**
Notes to the consolidated financial statements
1. Operating result
2. Fleet and other fixed assets and leasing arrangements
3. Capital structure and financing costs
4. Consolidation
5. Other notes
6. Parent company financial statements
Board of Directors' proposal on a return of capital
Auditor's report

Consolidated statement of changes in equity

EUR mill.	Share capital	Other restricted funds	Hedging reserve and other OCI items	Unrestricted equity funds	Retained earnings	Equity total
Equity 1 Jan 2025	**75.4**	**168.1**	**61.8**	**1,325.0**	**-1,003.3**	**627.1**
Result for the period	**-**	**-**	**-**	**-**	**18.4**	**18.4**
Change in fair value of hedging instruments	-	-	-5.0	-	-	-5.0
Actuarial gains and losses from defined benefit plans	-	-	18.7	-	-	18.7
Other comprehensive income items total	-	-	**13.6**	-	**-**	**13.6**
Comprehensive income for the period	-	-	**13.6**	-	**18.4**	**32.0**
Return of capital	-	-	-	-22.5	-	-22.5
Share-based payments	-	-	-	0.1	-	0.1
Equity 31 Dec 2025	**75.4**	**168.1**	**75.4**	**1,302.6**	**-984.9**	**636.7**

EUR mill.	Share capital	Other restricted funds	Hedging reserve and other OCI items	Unrestricted equity funds	Retained earnings	Equity total
Equity 1 Jan 2024	**75.4**	**168.1**	**48.6**	**1,325.0**	**-1,040.2**	**577.0**
Result for the period	**-**	**-**	**-**	**-**	**37.0**	**37.0**
Change in fair value of hedging instruments	-	-	3.1	-	-	3.1
Actuarial gains and losses from defined benefit plans	-	-	10.1	-	-	10.1
Other comprehensive income items total	-	-	**13.2**	-	**-**	**13.2**
Comprehensive income for the period	-	-	**13.2**	-	**37.0**	**50.1**
Share issue costs	-	-	-	-0.1	-	-0.1
Share-based payments	-	-	-	0.1	-	0.1
Equity 31 Dec 2024	**75.4**	**168.1**	**61.8**	**1,325.0**	**-1,003.3**	**627.1**

Equity increased from the comparison period
The group's equity increased from the prior year due to the positive result for the period and the increase in other comprehensive income items.

= Highlights

Consolidated income statement
Consolidated statement of comprehensive income
Consolidated balance sheet
Consolidated cash flow statement
Consolidated statement of changes in equity
- **Notes to the consolidated financial statements**
  1. Operating result
  2. Fleet and other fixed assets and leasing arrangements
  3. Capital structure and financing costs
  4. Consolidation
  5. Other notes
  6. Parent company financial statements

Board of Directors' proposal on a return of capital
Auditor's report

Notes to the consolidated financial statements

Accounting principles

How should Finnair's accounting principles be read?
Finnair describes the accounting principles in conjunction with each note with the aim of providing an enhanced understanding of each accounting area. The basis of preparation is described as part of this note at a general level, while the principles more directly related to a specific note are attached to the corresponding note. The Group focuses on describing the accounting choices made within the framework of the prevailing IFRS policy and avoids repeating the actual text of the standard, unless Finnair considers it particularly important to the understanding of the note's content. The table below shows in which notes the related accounting principles are presented and to which IFRS standard the accounting principle is primarily based on.

Accounting principle	Note	Note ref.	IFRS
Segment reporting	Segment information	1.1	IFRS 8
Revenue recognition, other income and trade receivables	Operating income	1.2	IFRS 15, IFRS 9, IFRS 7
Provisions and contingent liabilities	Provisions	1.3.6	IAS 37
Employee benefits and share-based payments	Employee benefits	1.3.8	IAS 19, IFRS 2
Pensions	Pensions	1.3.8.2	IAS 19
Tangible and intangible assets	Fleet and other fixed assets	2.1	IAS 16, IAS 36, IAS 38
Leases	Leasing arrangements	2.2	IFRS 16
Impairment of assets	Depreciation and impairment	2.3	IAS 36
Interest income and expenses	Financial income and expenses	3.1	IFRS 7, IFRS 9, IAS 32
Financial assets	Financial assets	3.2	IFRS 9, IFRS 7
Cash and cash equivalents	Financial assets	3.2	IFRS 9, IFRS 7
Financial liabilities	Financial liabilities	3.3	IFRS 9, IFRS 7
Derivative contracts and hedge accounting	Derivatives	3.8	IFRS 9, IFRS 7
Equity, dividend and treasury shares	Equity-related information	3.9	IAS 32, IAS 33
Consolidation principles of subsidiaries	Subsidiaries	4.2	IFRS 10
Investments in associates and joint ventures	Investments in joint ventures	4.4	IFRS 11, IAS 28
Related party disclosures	Related party transactions	4.5	IAS 24
Income tax and deferred taxes	Income taxes	5.1	IAS 12

Company information

Finnair Group engages in worldwide air transport operations and supporting services. The Group's parent company is Finnair Plc, which is domiciled in Helsinki at the registered address Tietotie 9, Vantaa, Finland. The parent company is listed on the NASDAQ OMX Helsinki Stock Exchange.

The consolidated financial statements of Finnair Group for the year ended 31 December 2025 were authorised for issue by the Board of Directors of Finnair Plc on 25 February 2026. Under Finland's Limited Liability Companies Act, shareholders have the option to accept, or reject the financial statements in the Annual General Meeting of the shareholders, which will be held after the publication of the financial statements.

Basis of preparation

Finnair Plc's consolidated financial statements for 2025 have been prepared in accordance with the International Financial Reporting Standards (IFRS) as adopted by the European Union, and they comply with the IAS and IFRS standards and respective SIC and IFRIC Interpretations effective on 31 December 2025. The notes to the consolidated financial statements also comply with Finnish accounting and corporate law. Changes applied in accounting principles in 2025 and future periods are described in the below section Changes in accounting principles.

The consolidated financial statements are presented in euros, which is the parent company's functional currency. Transactions denominated in foreign currencies are translated into functional currency by using the exchange rates prevailing on the date of the transaction. Monetary assets and liabilities denominated in foreign currencies and outstanding at the end of the reporting period are translated using the exchange rates of the closing date. Foreign exchange gains and losses arising from monetary assets and liabilities as well as fair value changes of related hedging instruments are recognized in the income statement.

The 2025 consolidated financial statements have been prepared based on original acquisition costs, except for financial assets recognised through profit and loss at fair value and derivative contracts measured at fair value. Financial statement data is presented in millions of euros and rounded to the nearest hundred thousand euro, which is why the sum of the individual figures may differ from the total shown.

Presentation of consolidated income statement and balance sheet

Finnair's consolidated income statement includes a subtotal 'operating result' which is not defined in the IAS 1 Presentation of Financial Statements standard. The Group has defined it as the net amount of operating income and expenses, including revenue and other operating income, less operating expenses, such as employee benefits, fuel costs, maintenance expenses and depreciations. Exchange rate differences and realised changes in fair values of derivatives are included in the operating result if they arise from items related to business operations; otherwise, they are recognised in financial items. The operating result excludes financial items, share of results from associates and joint ventures and income taxes.

In the consolidated balance sheet, assets and liabilities are classified as current when they are expected to realise within 12 months or when they are classified as liquid funds or as financial assets or liabilities classified at fair value through profit or loss. Other assets and liabilities are classified as non-current assets or liabilities. Interest-bearing liabilities include loans from financial institutions, bonds, loans taken for aircraft financing (JOLCO-loans & export credit support), lease liabilities and commercial papers. Interest-bearing assets include interest-bearing deposits as well as investments in commercial paper and certificates, bonds and money market funds. Interest-bearing net debt is the net amount of interest-bearing assets and liabilities and cross-currency interest rate swaps that are used for hedging the currency and interest rate risk arising from interest-bearing loans.

Critical accounting estimates and sources of uncertainty

The preparation of IFRS financial statements requires Group management to make various judgements in applying the accounting principles that affect the reported amounts of assets and liabilities as well as income and expenses. Management judgement has to be exercised in applying the accounting principles especially when the IFRS has alternative accounting, valuation or presentation methods.

The application of the accounting policies prescribed by IFRS require making estimates and assumptions relating to the future where the actual outcome may differ from the earlier estimates and assumptions made. The estimates and assumptions made are based on past experience and management's best estimate of future events and other factors, that are believed to be reasonable given the current circumstances. The estimates and assumptions are continuously evaluated and any changes therein are reflected in the period that the changes occur.

Finnair's management has taken the relevant risks and opportunities related to the business environment into account in their estimates and assumptions, based on their best knowledge on the balance sheet date. At the time of preparation of the financial statements, international conflicts, global political instability and the threat of trade wars are causing uncertainty in Finnair's operating environment. In addition, changes in the price of jet fuel or foreign currency rates can have a material impact on the company's financial result, balance sheet and cash flow.

Consolidated income statement
Consolidated statement of comprehensive income
Consolidated balance sheet
Consolidated cash flow statement
Consolidated statement of changes in equity
- **Notes to the consolidated financial statements**
  1. Operating result
  2. Fleet and other fixed assets and leasing arrangements
  3. Capital structure and financing costs
  4. Consolidation
  5. Other notes
  6. Parent company financial statements

Board of Directors' proposal on a return of capital
Auditor's report

Considerations related to the climate related impacts are described in more detail in the following chapter Climate-related matters in the consolidated financial statements.

! The main identified critical estimates and sources of uncertainty related to separate sections of the financial statements are presented in connection to the financial items considered to be affected and attached to the corresponding note. The table below shows where to find more information about those estimates and uncertainties. !

Critical accounting estimates and sources of uncertainty	Note number	Note
Finnair Plus Customer Loyalty Program	1.2	Operating income
Maintenance reserves of the fleet	1.3.6	Provisions
Pension obligations	1.3.8.2	Pensions
Leasing arrangements	2.2	Leasing arrangements
Impairment testing of the fleet and other fixed assets	2.3	Depreciation and impairment
Derivative contracts and hedge accounting	3.8	Derivatives
Deferred taxes	5.1	Income taxes

Climate-related matters in the consolidated financial statements

Finnair's environmental management is based on the principle of continuous and systematic improvement. In October 2024, Finnair redefined its climate commitments and set a new science-based target to reduce its carbon emissions intensity (CO_2e/RTK) by 34.5 per cent by 2033 from a 2023 baseline. The Science Based Targets initiative (SBTi) has validated the company's target. Translated to absolute CO_2e emissions, the target equates to a reduction of approximately 13 per cent in CO_2e emissions using the parameters that have been established for the period. In connection with setting the SBTi target, Finnair decided to align its long-term climate ambition with the industry's united objective of achieving net-zero carbon emissions by 2050. Finnair's climate-related targets have been disclosed in more detail in the Report of the Board of Directors.

Finnair expects the climate-related costs to continue increasing over the next 1-5 years, resulting from carbon emission reduction targets and tightening climate legislation. Especially three initiatives included in the EU's ''Fit for 55'' legislative package are particularly relevant for the aviation industry: the reform of emissions trading (EU-ETS), the mixing quota for sustainable aviation fuel (ReFuelEU Aviation) and the proposal to introduce a kerosene tax (energy tax directive). Free emission allowances will cease in 2026. An initial minimum mixing quota of 2% for sustainable aviation fuel was introduced in 2025, it will rise to 6% in 2030 and is intended to be raised gradually to 70% by 2050. The new regulation results in higher costs for Finnair due to more expensive emission allowances, increased consumption of renewable fuel and possible abolition of the aviation fuel tax exemption. Where Finnair considers such costs will be recovered through increase in ticket fares, a corresponding adjustment is added to passenger revenue. In preparing the consolidated financial statements, the expected impacts of the climate related matters on the Group's results have been considered in the management's profitability and cash flow forecasts, which are also used in the evaluation of the recovery of deferred tax assets.

Finnair expects the impact of climate-related matters on the estimated economic life of its fleet to be insignificant, as management is not aware of such regulations at the balance sheet date that would directly prevent or limit the company's ability to use its current fleet. For example, an unexpected and significant increase in emission costs could, if realised, affect the timing of the planned fleet renewal in the future, but this is not considered likely at the time of the preparation of the financial statements.

Changes in accounting principles

New and amended IFRS standards and IFRIC interpretations

Changes in the IFRS standards and IFRIC-interpretations effective from periods beginning 1 January 2025 included mainly amendments or improvements to current standards that did not have material effect on Finnair financial statements.

IFRS 18 Presentation and Disclosure in Financial Statements standard was issued in April 2024. It will apply for financial years beginning on or after 1 January 2027, with earlier application permitted. IFRS 18 replaces IAS 1 Presentation of Financial Statements standard. IFRS 18 includes, inter alia, new requirements for the presentation of specified subtotals in the income statement and for disclosure of management-defined performance measures (MPMs), as well as new principles for aggregation and disaggregation disclosures. In addition, IFRS 18 results in a number of consequential amendments to other standards, such as IAS 7 Statement of Cash Flows and IAS 8 Accounting Policies, Changes in Accounting Estimates and Errors. During 2025, Finnair investigated in more detail the impacts of IFRS 18 on its consolidated financial statements, and based on these assessments, the company expects the impacts to be relatively minor. During 2026, Finnair is preparing to apply IFRS 18 for the financial year beginning on 1 January 2027.

Other standards issued that are effective from periods on or after 1 January 2026 mainly include amendments or improvements to current standards that are not expected to have a material impact on the Group's consolidated financial statements.

! = Critical accounting estimates

Consolidated income statement
Consolidated statement of comprehensive income
Consolidated balance sheet
Consolidated cash flow statement
Consolidated statement of changes in equity
- **Notes to the consolidated financial statements**
  1. Operating result
  2. Fleet and other fixed assets and leasing arrangements
  3. Capital structure and financing costs
  4. Consolidation
  5. Other notes
  6. Parent company financial statements

Board of Directors' proposal on a return of capital
Auditor's report

i = Content of the section
A = Accounting principles
! = Critical accounting estimates

1 Operating result

i Operating result includes notes related to revenue and operating result from the point of view of income statement and balance sheet. i

1.1 Segment information

A Segment reporting
The Finnair Executive Board is defined as the chief operative decision maker according to IFRS 8 Segment reporting. Operating segments are reported in a manner consistent with the internal reporting provided to the chief operating decision maker. Segments are defined based on Group's business areas. The Finnair Executive Board considers the business as one operating segment, which is Airline business; thus, separate segment information is not reported. A

The revenue by product and geographical area is presented in the note 1.2.1 Revenue by product and traffic area. Finnair operates international and domestic routes, but the assets are almost solely owned in Finland. The fleet composes the major part of the non-current assets (see note 2.1 Fleet and other fixed assets). The fleet is mainly owned or leased by Finnair's Finnish subsidiary and the aircraft are operated flexibly across different traffic (geographical) areas. More details about fleet management and ownership can be found in the management report in the section "Fleet".

During the financial year, Finnair transported 11.9 million passengers (11.7), which was 2.0 per cent more than in 2024.

1.2 Operating income

i The operating income section includes both income statement and balance sheet notes that relate to revenue. The aim is to provide a more coherent picture of income related items affecting Finnair's result and financial position. Trade receivables and deferred income containing mainly prepaid flight tickets and travel tour services are presented in connection with this section, because those are an essential part in revenue recognition. i

A Revenue recognition
Revenue is recognised when goods or services are delivered. Revenue is measured at fair value of the consideration received or receivable, net of discounts and indirect taxes.

Passenger revenue includes sale of flight tickets, and is recognised as revenue when the flight is flown in accordance with the flight traffic program. Recognition of unused tickets as revenue is based on the expected breakage amount of tickets remaining unused in proportion to the pattern of rights exercised by the passenger.

Sales price is allocated to a flight ticket and points in Finnair Plus' Customer Loyalty Program. Finnair loyalty customers can earn Avios points from tickets or services purchased, and use the earned points to buy services and products offered by Finnair or its cooperation partners. The points earned are measured at fair value and recognised as a decrease of revenue and debt at the time when the points-earning event (for example, flight is flown) is recognised as revenue. Fair value is measured by taking into account the fair value of those awards that can be purchased with the points and the customer selection between different awards based on historical customer behaviour. In addition, the fair valuation takes into account the expiry of the points. The debt is derecognised when the points are used or expire.

Customer compensations for delays or cancellations is a variable consideration in the contract and it is recognised as an adjustment to revenue.

Ancillary revenue includes sale of ticket related services, such as advance seat reservations, additional baggage fees as well as different service fees. The service revenue is recognized when the flight is flown in accordance with the flight traffic program, since it is considered as a contract modification instead of a separate revenue transaction.

Cargo revenue is recognized when the cargo has been delivered to the customer.

Tour operations revenue includes sale of flight and hotel considered as separate performance obligations, which are recognised as the service is delivered. A

A Trade receivables
Finnair Group recognises impairment provisions based on lifetime expected credit losses from trade receivables in accordance with IFRS 9. Finnair has chosen to apply a simplified credit loss matrix for trade receivables as trade receivables do not have a significant financing component. Accordingly, the credit loss allowance is measured at an amount equal to the lifetime expected credit losses. The expected credit loss model is forward-looking, and expected default rates are based on historical realised credit losses. The lifetime expected credit loss allowance is calculated using the gross carrying amount of outstanding trade receivables in each aging bucket and an expected default rate. The changes in expected credit losses are recognised in other operating expenses. A

! Finnair Plus Customer Loyalty Program
Valuation and revenue recognition related to Finnair Plus debt require management's judgement especially on fair valuation of points and timing of revenue recognition related to points expected to expire. The fair value of the point is defined by allocating the point to award selection based on historical behaviour of customers, after which the fair value of each award is defined. The liability is calculated by taking the total amount of points earned by customers, decreased by the expected expiry of the points. These points are then fair valued as described above, and the result is recognised as liability on the balance sheet. !

1.2.1 Revenue by product and traffic area

2025

EUR mill.	Asia	North Atlantic	Europe	Middle East	Domestic	Unallo-cated	Total	Share, % of revenue by product
Passenger revenue	888.0	252.2	1,092.4	80.9	168.5	-36.2	**2,445.8**	78.7
Ancillary revenue	41.3	13.1	69.8	2.1	8.1	66.1	**200.4**	6.5
Cargo	136.0	30.9	29.0	3.0	0.5	5.7	**205.1**	6.6
Travel services	28.8	0.9	221.8	3.5	-	-0.2	**254.8**	8.2
Total	**1,094.1**	**297.1**	**1,413.0**	**89.5**	**177.1**	**35.3**	**3,106.2**	**100.0**
Share, % of revenue by traffic area	35.2	9.6	45.5	2.9	5.7	1.1	100.0	-

The division of revenue by traffic area is based on destination of the Finnair flights. Growth was seen across products, except for cargo. Unallocated passenger revenue decreased mainly due to compensations paid related to industrial action. Due to the wide scale of customers and nature of the business, sales to any individual customer is not material compared to Finnair's total revenue.

2024

EUR mill.	Asia	North Atlantic	Europe	Middle East	Domestic	Unallo-cated	Total	Share, % of revenue by product
Passenger revenue	775.1	225.4	1,050.0	196.1	171.0	1.4	**2,419.0**	79.3
Ancillary revenue	36.4	11.3	61.8	2.0	7.1	63.2	**181.8**	6.0
Cargo	139.0	31.6	27.5	1.8	0.4	5.2	**205.5**	6.7
Travel services	28.1	1.4	209.7	3.2	-0.0	0.1	**242.4**	8.0
Total	**978.6**	**269.6**	**1,349.0**	**203.0**	**178.6**	**69.9**	**3,048.8**	**100.0**
Share, % of revenue by traffic area	32.1	8.8	44.2	6.7	5.9	2.3	100.0	-

Consolidated income statement
Consolidated statement of comprehensive income
Consolidated balance sheet
Consolidated cash flow statement
Consolidated statement of changes in equity
- **Notes to the consolidated financial statements**
  1. Operating result
  2. Fleet and other fixed assets and leasing arrangements
  3. Capital structure and financing costs
  4. Consolidation
  5. Other notes
  6. Parent company financial statements

Board of Directors' proposal on a return of capital
Auditor's report

1.2.2 Revenue by currency

EUR mill.	2025	2024
EUR	1,870.8	1,796.3
USD	218.6	302.4
JPY	199.1	156.1
SEK	121.1	108.2
GBP	108.1	107.8
NOK	81.5	71.1
KRW	75.7	87.0
Other currencies	431.3	419.9
Total	**3,106.2**	**3,048.8**

The hedging policies against foreign exchange rate fluctuations are described in note 3.5 Management of financial risks.

1.2.3 Receivables related to revenue

EUR mill.	2025	2024
Trade receivables	92.7	98.0
Accrued income	62.9	67.1
Total	**155.7**	**165.1**

Most of the accrued income represents contract assets, for which Finnair has met the performance requirement prior to receiving payment from customers and these have not yet been recognised as trade receivables. Contract assets mainly include accrued income related to cargo sales and receivables from airlines involved in the Siberian Joint Business on flights between Europe and Japan, or the Atlantic Joint Business on flights between Europe and North America. The fair value of trade receivables does not materially differ from balance sheet value.

	2025			2024		
Aging analysis of trade receivables	Trade receivables, EUR mill.	Probability of not collecting, %	Expected uncollectible, EUR mill.	Trade receivables, EUR mill.	Probability of not collecting, %	Expected uncollectible, EUR mill.
Not overdue	91.2	0.6 %	0.5	97.2	0.6 %	0.6
Overdue less than 60 days	0.2	23.6 %	0.0	0.4	6.6 %	0.0
Overdue more than 60 days	1.3	3.3 %	0.0	0.4	4.4 %	0.0
Total	**92.7**	**0.6 %**	**0.6**	**98.0**	**0.7 %**	**0.7**

During the financial year, the Group recognised credit losses in total of 0.2 million euros (0.6). Trade receivables do not contain significant credit risk because of the diversified customer base. The maximum exposure to credit risk at the reporting date equals to the total carrying amount of trade receivables. The Group does not hold any collateral as security related to trade receivables.

Trade receivables by currency

EUR mill.	2025	2024
EUR	48.1	48.6
USD	14.0	15.9
JPY	5.7	5.8
NOK	3.4	3.3
SEK	3.2	3.3
GBP	2.9	3.6
KRW	2.8	2.8
Other currencies	12.7	14.8
Total	**92.7**	**98.0**

1.2.4 Deferred income and advances received

EUR mill.	2025	2024
Deferred revenue on ticket sales	561.5	525.4
Loyalty program Finnair Plus	76.9	73.3
Advances received for tour operations	34.9	35.0
Other items	41.5	25.2
Total	**714.8**	**658.9**

Most of the deferred income and advances received represent contract liabilities, for which payments have been received from customers before the performance obligation is discharged by Finnair. Deferred income and advances received includes prepaid flight tickets and package tours for which the departure date is in the future. The Finnair Plus liability is related to Finnair's customer loyalty program, and equals the fair value of the accumulated, unused Avios points. Other items mainly include gift voucher liabilities and liabilities to airlines involved in the Siberian Joint Business on flights between Europe and Japan, or the Atlantic Joint Business on flights between Europe and North America.

1.2.5 Other operating income

EUR mill.	2025	2024
Lease income	86.2	106.9
Sales gains on fixed assets	14.6	12.0
Other income	23.0	21.1
Total	**123.8**	**140.0**

Other operating income declined, as the wet lease outs of narrow-body capacity to British Airways ended in March 2024 and fewer wet lease out flights were operated due to industrial action. Sales gains on fixed assets mainly consist of the purchase of four A321 aircraft, which were previously leased by Finnair and sales of three retired aircraft engines.

Consolidated income statement
Consolidated statement of comprehensive income
Consolidated balance sheet
Consolidated cash flow statement
Consolidated statement of changes in equity
- **Notes to the consolidated financial statements**
  1. Operating result
  2. Fleet and other fixed assets and leasing arrangements
  3. Capital structure and financing costs
  4. Consolidation
  5. Other notes
  6. Parent company financial statements

Board of Directors' proposal on a return of capital
Auditor's report

1.3 Operating expenses

ℹ The operating expenses section includes the income statement and balance sheet notes related to operating expenses, aiming to provide a better overview of business operations and related expenses. Maintenance provisions of leased aircraft that inherently relate to aircraft overhaul costs are included in this operating expenses section. Also accrued expenses, such as liabilities related to jet fuel and traffic charges, are presented in this section. In addition, items related to employee benefits are presented at the end of this section in a separate note 1.3.8. Employee benefits. It includes the different forms of benefits received by Finnair employees, including share-based payments and pensions, their effect on staff costs and balance sheet as well as information on management remuneration. ℹ

Finnair's operating expenses increased mainly due to higher traffic charges, capacity rents, staff and other crew related costs as well as passenger and handling service costs. Cost efficiency actions were continued during the period.

1.3.1 Operating expenses by currency

EUR mill.	2025	2024
EUR	2,004.5	1,805.8
USD	975.4	1,074.7
Other currencies	186.0	194.1
Total	**3,165.8**	**3,074.6**

The hedging policies against foreign exchange rate fluctuations are described in note 3.5 Management of financial risks.

1.3.2 Passenger and handling services

EUR mill.	2025	2024
Ground and cargo handling expenses	196.5	191.6
Expenses for tour operations	133.8	120.3
Catering expenses	57.4	61.5
Other passenger services	72.0	66.9
Total	**459.7**	**440.3**

1.3.3 Property, IT and other expenses

EUR mill.	2025	2024
IT expenses	72.3	69.5
Property expenses	19.4	20.4
Other expenses	22.1	31.9
Total	**113.7**	**121.7**

Property, IT and other expenses mainly consist of fixed costs.

Audit fees

EUR mill.	2025	2024
Auditor's fees	0.6	0.6
Tax advising	-	-
Other fees	-	0.1
Total	**0.6**	**0.7**

The auditor's fees of KPMG Oy Ab included fees of 444 thousand euros (489) for audit services and 162 thousand euros (137) for auditor's statements. Auditor's statements included fees of 149 thousand euros (131) for assurance on the sustainability report and 13 thousand euros (6) for other statements. There were no non-audit services to Finnair Group entities during the financial year, these were 71 thousand euros on the comparison period.

1.3.4 Inventories and other current assets

EUR mill.	2025	2024
Inventories	38.4	35.0
Capacity rent receivables	12.3	7.3
Interest and other financial items	9.0	9.7
Aircraft materials and overhaul	6.1	8.1
Jet fuels	5.6	5.0
VAT receivables	3.6	4.4
Other items	14.2	17.3
Total	**89.1**	**86.8**

1.3.5 Other liabilities

EUR mill.	2025	2024
Jet fuel and traffic charges	64.6	73.9
Passenger and handling services	38.7	37.4
Sales, marketing and distribution cost accruals	18.0	17.0
Aircraft materials and overhaul	13.8	18.2
Interest and other financial items	9.7	14.3
Other items	20.9	20.7
Total	**165.7**	**181.5**

ℹ = Content of the section

Consolidated income statement
Consolidated statement of comprehensive income
Consolidated balance sheet
Consolidated cash flow statement
Consolidated statement of changes in equity
- **Notes to the consolidated financial statements**
  1. Operating result
  2. Fleet and other fixed assets and leasing arrangements
  3. Capital structure and financing costs
  4. Consolidation
  5. Other notes
  6. Parent company financial statements

Board of Directors' proposal on a return of capital
Auditor's report

A = Accounting principles
! = Critical accounting estimates

1.3.6 Provisions

A Provisions
Provisions are recognised when the Group has a present legal or constructive obligation as the result of a past event, the fulfilment of the payment obligation is probable, and a reliable estimate of the amount of the obligation can be made. The amount to be recognised as provision corresponds to the management's best estimate of the expenses that will be necessary to meet the obligation at the end of the reporting period.

In most cases, the Group is obliged to return leased aircraft and their engines according to the redelivery condition set in the lease agreement. If at the time of redelivery, the condition of the aircraft and its engines differs from the agreed redelivery condition, Finnair needs to either maintain the aircraft so that it meets the agreed redelivery condition or settle the difference in cash to the lessor. To fulfil these maintenance obligations, the Group has recognised airframe heavy maintenance, engine performance maintenance, engine life limited part, landing gear, auxiliary power unit and other material maintenance provisions. The provision is defined as a difference between the current condition and redelivery condition of these maintenance components. The provision is accrued based on flight hours flown until the next maintenance event or the redelivery and recognised in the aircraft overhaul costs in the income statement. The provision is reversed at the maintenance event or redelivery. The price of the flight hour depends on the market price development of the maintenance costs. Estimated future cash flows are discounted to the present value. The maintenance market prices are mainly denominated in US dollars, which is why the amount of maintenance provision changes due to currency fluctuation of the dollar.

The final check and painting required at redelivery are considered unavoidable maintenance costs that realise when the aircraft is redelivered to the lessor, irrespective of the time or flight hours. The counterpart of the provision is recorded in the book value of the right-of-use asset at the commencement of the lease. Respectively, costs depending on the usage of the aircraft are not considered as part of the right-of-use asset cost, but these are recognised according to the principles presented above.

Restructuring provisions are recognised when the Group has prepared a detailed restructuring plan and has begun to implement the plan or has announced it. A

! Maintenance reserves of the fleet
The measurement of aircraft maintenance provisions requires management judgement especially related to the timing of maintenance events and the valuation of maintenance costs occurring in the future. The future maintenance costs and their timing are dependent on, for example, how future traffic plans actually realise, the market price development of maintenance costs and the actual condition of the aircraft at the time of the maintenance event. !

EUR mill.	Aircraft maintenance provision	Other provisions	2025	Aircraft maintenance provision	Other provisions	2024
Provision at the beginning of period	143.5	2.2	145.8	144.2	2.9	147.1
Provision for the period	46.2	0.4	46.6	49.4	1.8	51.2
Provision used	-53.0	-0.8	-53.8	-42.6	-2.1	-44.7
Provision reversed	-2.7	-0.5	-3.2	-3.8	-0.4	-4.2
Provision for right-of-use assets redelivery	-1.0	-	-1.0	-0.7	-	-0.7
Reclassifications	-34.9	-	-34.9	-14.7	-	-14.7
Unwinding of discount	4.0	-	4.0	5.7	-	5.7
Exchange rate differences	-12.2	-	-12.2	6.1	-	6.1
Total	**90.0**	**1.3**	**91.3**	**143.5**	**2.2**	**145.8**
Of which non-current	82.2	0.7	82.9	113.7	0.7	114.5
Of which current	7.8	0.6	8.4	29.8	1.5	31.3
Total	**90.0**	**1.3**	**91.3**	**143.5**	**2.2**	**145.8**

Non-current aircraft maintenance provisions are expected to be used by 2035. Maintenance provisions of 34.9 million euros (14.7) were reclassified against the acquisition cost of purchased, formerly leased aircraft.

In balance sheet, the non-current provisions and other liabilities of 86.3 million euros (122.0) include, in addition to provisions, other non-current liabilities 3.4 million euros (7.5), which mainly consist of received lease deposits.

1.3.7 Items affecting comparability

Finnair uses alternative performance measures in its internal reporting to the chief operative decision maker, or Finnair Executive Board. The figures are referred to in the European Securities Markets Authority (ESMA) Guidelines on Alternative Performance Measures, which Finnair uses to describe its business and financial performance development between periods. The alternative performance measures do not replace IFRS indicators, but shall be read in conjunction with key figures in accordance with IFRS financial statements.

Unrealised exchange rate differences of mainly in US dollars denominated aircraft maintenance provisions and unrealised fair value changes of derivatives where hedge accounting is not applied are excluded from comparable operating result. These exchange rate and fair value effects are included in the comparable operating result only when they will realise. In addition, gains and losses on aircraft and other transactions, impairment, certain changes in defined benefit pension plans as well as restructuring costs are not included in the comparable operating result.

	2025			2024		
EUR mill.	Reported	Items affecting compara-bility	Comparable	Reported	Items affecting compara-bility	Comparable
Revenue	**3,106.2**	-	**3,106.2**	**3,048.8**	-	**3,048.8**
Other operating income	123.8	-14.6	109.2	140.0	-12.0	128.0
Operating expenses						
Staff and other crew related costs	-568.1	22.4	-545.7	-559.5	40.9	-518.6
Fuel costs	-879.0	0.1	-878.9	-894.4	1.5	-893.0
Capacity rents	-142.2	-	-142.2	-111.7	-	-111.7
Aircraft materials and overhaul	-212.1	-12.2	-224.2	-223.0	6.1	-216.9
Traffic charges	-318.2	-	-318.2	-270.6	-	-270.6
Sales, marketing and distribution costs	-129.0	-	-129.0	-123.0	-	-123.0
Passenger and handling services	-459.7	-	-459.7	-440.3	-	-440.3
Property, IT and other expenses	-113.7	0.0	-113.7	-121.7	0.0	-121.7
EBITDA	**-**	-	**403.7**	**-**	-	**480.9**
Depreciation and impairment	-343.7	0.2	-343.6	-330.3	0.7	-329.5
Operating result	**64.2**	**-4.1**	**60.1**	**114.2**	**37.2**	**151.4**

Items affecting comparability include expense of 22.4 million euros related to the obligations of Finnair Pension Fund, for which indexation was partially returned based on the non-final decision of the Helsinki Administrative Court, gain of 14.6 million euros comprising mainly of the purchase of four leased aircraft and the sale of three aircraft engines as well as gain of 12.2 million euros on the unrealised exchange rate difference of aircraft maintenance provisions. The aforementioned index adjustments were reinstated for the pilots in 2024 and for the cabin crew and other groups in 2025. In the comparison period, other items affecting comparability were mostly related to positive result impacts from lease buyouts regarding one A321 and one A350 aircraft.

Consolidated income statement
Consolidated statement of comprehensive income
Consolidated balance sheet
Consolidated cash flow statement
Consolidated statement of changes in equity
Notes to the consolidated financial statements
1. Operating result
2. Fleet and other fixed assets and leasing arrangements
3. Capital structure and financing costs
4. Consolidation
5. Other notes
6. Parent company financial statements
Board of Directors' proposal on a return of capital
Auditor's report

A = Accounting principles

1.3.8 Employee benefits

1.3.8.1 Employee benefit expenses and share-based payments

A Share-based payments
Finnair provides share-based compensation plans for its employees, under which the Group receives services from employees as consideration for share-based payments. Regarding performance share plans for key personnel, the awards are paid only if performance criteria set by the Board of Directors is met.

The total expense for share-based payments is recognised over the vesting period, which is the period over which all of the specified vesting conditions, such as the fulfilment of goals and a valid employment relationship, are to be satisfied. Share-based payments that are settled net of taxes are considered in their entirety as equity-settled share-based payment transactions. The reward is valued based on the market price of the Finnair share as of the grant date, and recognised as an employee benefit expense over the vesting period with corresponding entry in the equity. Income tax paid to tax authorities on behalf of employee is measured based on the market price of the Finnair share at the delivery date and recognised as a decrease in equity. If the reward includes the portion settled in cash, it is accounted for as a cash-settled transaction. The liability resulting from the cash-settled transactions is measured based on the market price of the Finnair share at the balance sheet date and accrued as an employee benefit expense for service period with corresponding entry in the liabilities until the settlement date.

Termination benefits
Termination benefits are payable when employment is terminated by the Group before the normal retirement date, or whenever an employee accepts voluntary redundancy in exchange for these benefits. The Group recognises termination benefits when it is demonstrably committed to a termination. Group is demonstrably committed when it has a detailed formal plan to terminate the employment of current employees without possibility of withdrawal. In the case of an offer made to encourage voluntary redundancy, the termination benefits are measured based on the number of employees expected to accept the offer.

Accounting principles related to pension benefits are described in the note 1.3.8.2 Pensions. A

Staff and other crew related costs

EUR mill.	2025	2024
Wages and salaries	387.8	366.8
Defined contribution schemes	72.2	64.1
Defined benefit schemes	30.4	49.3
Pension expenses total	102.6	113.4
Other social expenses	14.1	9.1
Salaries, pension and social costs	**504.6**	**489.3**
Operative staff related costs	33.8	31.5
Leased and outsourced crew	19.7	29.4
Other personnel related costs	10.0	9.3
Total	**568.1**	**559.5**

At Finnair, the total salary of personnel consists of fixed pay, allowances, short- and long-term incentives, fringe benefits and other personnel benefits.

The total amount of the short-term incentives excluding social security costs was 5.4 million euros (9.9). Staff and other crew related costs include one-off personnel related costs of 22.4 million euros (40.9), which mainly are related to partially returned indexation of the obligations of Finnair Pension Fund.

Profit-sharing Plan (Personnel fund)

Finnair has had a profit-sharing plan in which a share of Finnair's profits is allocated to the personnel. The share of profit is determined on the basis of targets set by the Board of Directors. All Finnair employees are eligible for the profit-sharing plan, excluding the CEO, other members of the Executive Board and the participants of the performance share plan. No targets have been set for the profit-sharing plan in years 2021–2025.

Liabilities related to employee benefits

EUR mill.	2025	2024
Holiday payments	86.5	75.7
Other employee related accrued expenses	43.2	37.0
Liabilities related to employee benefits	**129.7**	**112.8**

Other employee related accrued expenses mainly include withholding tax and accrued expenses related to social security costs and remunerations. Other non-current liabilities at the end of financial year did not include items related to the long-term Staff incentive plan, these were 2.6 million euros during the comparison period. In addition, restructuring provisions related to termination benefits (see note 1.3.6 Provisions) amounted to 0.1 million euros (0.2).

Management remuneration

EUR thousand	President and CEO Turkka Kuusisto	Executive Board	Total 2025	CEO Turkka Kuusisto, from 24 April 2024 onwards	Interim CEO Jaakko Schildt, 15 January - 23 April 2024	President and CEO Topi Manner, until 14 January 2024	Executive Board	Total 2024
Fixed pay	716	2,275	2,990	473	165	98	1,985	2,720
Short-term incentives*	437	200	637	124	40	34	779	977
Fringe benefits	24	88	112	17	4	1	86	108
Share-based payments	128	476	604	86	39	-629**	886	382
Pensions (statutory)***	196	427	624	99	34	21	459	613
Pensions (voluntary, defined contribution)	-	26	26	-	-	-	28	28
Total	**1,500**	**3,493**	**4,993**	**799**	**282**	**-476**	**4,223**	**4,828**

*Short-term incentives for the financial year 2025 are estimates as at the balance sheet date, the final review of targets has not been done. Short-term incentives for 2024 realised 117 thousand euros higher than expected in 2024 financial statements. The difference has been reported in 2025.
** Topi Manner was no longer eligible for the long-term incentive plan 2023–2025 and the related costs were reversed in 2024.
*** Statutory pensions include Finnair's share of the payment to Finnish statutory "TyEL" pension plan.

Management remuneration is presented on an accrual basis. Share-based payments include long-term incentive plans and are recognised over the vesting period until the share delivery, according to IFRS 2. Therefore, the costs accrued and recognised for the financial year include effects from several share-based payment plans independent of when the shares are delivered. Management has not been provided any other long-term incentives in addition to share-based payments.

The voluntary pension plans of one member of the Executive Board have been arranged through a Finnish pension insurance company. The retirement age for this member of the Executive Board is 63 years. The plan is a defined contribution plan.

Consolidated income statement
Consolidated statement of comprehensive income
Consolidated balance sheet
Consolidated cash flow statement
Consolidated statement of changes in equity
Notes to the consolidated financial statements
1. Operating result
2. Fleet and other fixed assets and leasing arrangements
3. Capital structure and financing costs
4. Consolidation
5. Other notes
6. Parent company financial statements
Board of Directors' proposal on a return of capital
Auditor's report

Remuneration to the Board of Directors

EUR	Total 2025	Annual fees	Meeting compensation	Fringe benefits	Total 2024
The Board of Directors	**575,475**	**405,833**	**164,800**	**4,843**	**531,897**
Alahuhta-Kasko Tiina, until 27 March 2025	14,352	9,552	4,800	-	
Bierwirth Andreas, from 28 March 2025 onwards	52,297	34,680	16,800	817	
Boutin Nicolas, from 28 March 2025 onwards	52,280	34,680	17,600	-	
Brewer Montie, until 27 March 2025	24,758	13,558	11,200	-	
Erlund Jukka	60,725	47,982	12,000	743	
Farrar Lisa, from 28 March 2025 onwards	49,230	32,430	16,800	-	
Ihamuotila Mika, from 28 March 2025 onwards	47,765	38,466	7,200	2,099	
Jakosuo-Jansson Hannele	61,367	44,982	15,200	1,185	
Kjellberg Henrik, until 27 March 2025	23,752	12,552	11,200	-	
Siitonen Jussi	53,982	41,982	12,000	-	
Suvanto-Harsaae Sanna	134,968	94,968	40,000	-	

The remuneration of the Board of Directors is presented on an accrual basis. The compensation paid to the members of the Board of Directors include annual fees and meeting compensation. The annual fees are paid as a combination of shares and money so that approximately 40% of the fees are used for acquiring the company's shares for the members of the Board of Directors, and the rest is paid in money. The members of the Board of Directors are entitled to a compensation for travel expenses in accordance with Finnair's general travel rules. In addition, the members of the Board of Directors and their spouses have a limited right to use staff tickets in accordance with Finnair's staff ticket rules. These tickets constitute taxable income in Finland and are reported as fringe benefits in the table above.

Share-based payments (performance share plans)

This note provides description and information on effects of the Group's share-based incentive schemes. More information on share-based personnel bonus schemes can be found in Remuneration report and on company website.

Annually commencing performance share plan to the management and selected key employees is subject to a separate decision made by Finnair's Board of Directors. The purpose of these plans is to encourage the management to work to increase long-term shareholder value. The Finnish Government's guidance regarding the remuneration of executive management and key individuals have been taken into consideration when designing the plans.

All annually commencing rolling performance share plans include a three-year earning period. An exception was the two-year earning period for years 2023–2024 within LTI plan 2023–2025. The potential share rewards will be delivered to the participants in one tranche during the year following the performance period and they are at the participants' free disposal after delivery.

The members of Finnair's Executive Board are expected to accumulate their share ownership in Finnair until it corresponds to their annual gross base salary. Each executive is expected to retain at least 50% of the shares received as reward, until the share ownership recommendation is fulfilled.

There are three performance share plans ongoing; plan covering years 2023–2025 which includes two earning periods 2023–2024 and 2023–2025 as well as plans covering years 2024–2026 and 2025–2027.

The target levels and maximum levels set for the criteria are based on the long-term strategic objectives set by the company's Board of Directors. Criteria are monitored against the performance on a quarterly basis. The performance criteria of the earning period 2023–2024 of the plan for 2023–2025 was reached at maximum level in the reporting period and the performance criteria of the plan for 2021–2023 in the comparison period was not reached. The performance criteria applied to the plans are:

- 2023–2025 plan: operating result margin,
- 2024–2026 plan: free cash flow (FCF, 20% weight), earnings per share (EPS, 60% weight) and carbon emissions (CO_2/RTK, 20% weight) as well as
- 2025–2027 plan: earnings per share (EPS), free cash flow (FCF), carbon emissions (CO_2/RTK) and employee engagement score.

The pay-out opportunity is defined as a fixed share amount in the beginning of each plan in relation to the participants annual base salary. Therefore, changes in the share price during the performance period impacts the value of the pay-out opportunity. As a result of the rights issue in 2023, the share allocations for the 2023–2025 plan was adjusted 6.32-fold in order for the earning opportunities to retain their value. In addition, the share allocations were adjusted due to the reverse split executed during the financial year 2024, after which every 100 shares corresponded to one share.

The maximum combined value of all variable compensation (including both short- and long-term incentives) paid to an individual participant may not exceed 200% of the participant's annual gross base salary. The amounts of shares paid are stated before tax. The number of shares delivered will be deducted by an amount corresponding to the income tax payable for the incentive at the time of payment.

In the new Restricted Share Plan to individually selected key employees introduced in 2025, the payment of rewards requires only that the employment relationship remains valid throughout the restriction period until the reward payment date. The Board of Directors may also set a performance criterion for each restriction period, the achievement of which is a prerequisite for the payment of the reward.

The total expense for the plans is recognised over the vesting period, which is three years. The grant date is at the beginning of performance period and the compensation is measured in shares. The expense recognised for 2025 amounted to 1.0 million euros (1.5). The amount expected to be transferred to the tax authority to settle the employee's tax obligation is 4.7 million euros (1.1). The cost related to share-based payments is recognised in staff and other crew related costs and unrestricted equity funds.

Finnair share-based payment plans

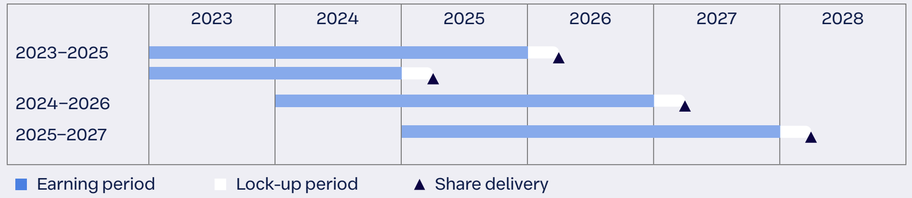

Consolidated income statement
Consolidated statement of comprehensive income
Consolidated balance sheet
Consolidated cash flow statement
Consolidated statement of changes in equity
Notes to the consolidated financial statements
1. Operating result
2. Fleet and other fixed assets and leasing arrangements
3. Capital structure and financing costs
4. Consolidation
5. Other notes
6. Parent company financial statements
Board of Directors' proposal on a return of capital
Auditor's report

	2023–2025	2024–2026	2025–2027	Restricted 2025–2027	Total
Grant date	23 Jan 2023	19 Feb 2024	28 July 2025	28 July 2025	
Grant price, euros*	8.56	3.14	2.67	2.67	
Number of persons at the end of the reporting year	61	69	68	7	
Expenses recognised for the financial year, LTI's total (million euros)	0.2	0.3	0.5	0.1	1.0
Shares granted, million shares**	0.8	1.0	2.4	0.1	4.4

* Grant price in the plan commenced on 23 January 2023 has been adjusted by a bonus element included in the rights issue in 2023 and the reverse split executed in 2024.
** As a result of the rights issue in 2023, the share allocation for the 2023–2025 plan was adjusted based on the decision of the Board of Directors in order for the earning opportunities to retain their value. In addition, the share allocations were adjusted due to the reverse split executed in 2024.

1.3.8.2 Pensions

A Defined benefit and defined contribution plans
Pension plans are classified as defined benefit and defined contribution plans. Payments made into defined contribution pension plans are recognised in the income statement in the period to which the payment applies. Typically defined benefit plans define an amount of pension benefit that an employee will receive on retirement, usually dependent on one or more factors such as age, years of service and compensation. Current service cost is the present value of the post employment benefit, which is earned by the employees during the year and it is recognised as staff and other crew related costs. The liability recognised in the balance sheet in respect of defined pension plans is the present value of the defined benefit obligation at the end of the reporting period less the fair value of plan assets. The defined benefit obligation is calculated annually by independent actuaries using the projected unit credit method. The present value of the defined benefit obligations is determined by discounting the estimated future cash flows using interest rates of high-quality corporate bonds that are denominated in the currency in which the benefits will be paid, and that have terms to maturity approximating to the terms of the related pension obligation. Actuarial gains and losses arising from experience adjustments and changes in actuarial assumptions are charged or credited to equity in other comprehensive income in the period in which they arise. If fair value of plan assets is higher than present value of funded obligations, the net amount is presented as pension assets in the Group's balance sheet. A

! Pension obligations
The present value of the pension obligations depends on a number of factors that are determined on an actuarial basis using a number of assumptions. Any changes in these assumptions will impact the carrying amount of pension obligations. The note below includes a description of exposure to most significant risks and a sensitivity analysis on impacts of changes in actuarial assumptions. !

Description of pension plans at Finnair

The statutory pension cover of the employees of the Group's Finnish companies has been arranged in a Finnish pension insurance company. The statutory pension cover is a defined contribution plan. The Group's foreign sales offices and subsidiaries have various defined contribution plans that comply with local rules and practices. CEO has no supplementary pension plan. The supplementary defined contribution pension plan of one member of the Executive Board is arranged in a pension insurance company. The retirement age for this member is 63 years.

Other supplementary pension cover of the Group's domestic companies has been arranged mainly in the Finnair Pension Fund, in which the pension schemes are defined benefit plans. These pension plans cover old age supplementary pensions and disability pensions exceeding the pension cover under the Employment Pensions Act. The survivors' pensions under the supplementary pension cover applies on a limited basis to pensioners who have retired on 1 January 2005 at the latest, as well as to recipients of benefits previously in accordance with Finnair Plc's survivor's pension rules who transferred to the pension fund on 31 December 2015. The Pension Fund's old age pension scheme has been closed to other employees since 1 February 1992 and to pilots since 1 January 2010. Pilots recruited between 1 January 2010 and 31 May 2021 , are only covered by the limited occupational disability pension scheme if they are not switched to another work offered by the employer. The occupational disability pension is restricted to only accrued supplementary pension until 31 March 2022 and it doesn't include any projected pension component. The occupational disability pension can only be granted if the pilot's employment is resigned from Finnair Plc. The pension fund as a whole has been closed on 31 May 2021.

Old age pensions of pilots recruited in 2015 or later are defined contribution schemes arranged in a life insurance company. Supplementary pension cover has also vested pension right on a limited basis and the retirement age of the Pension Fund's vested pension is tied to a change in the retirement age under the Employment Pensions Act that came into force in 2017 or an event under disability pension cover under the Employment Pensions Act. Beginning from 2021, the earnings or supplementary pensions payable on which the pension fund's defined benefit supplementary pension cover is based are not adjusted by the pension index increment. The precedent issued by the Supreme Administrative Court of Finland on 25 September 2024 partially overruled the removal of index adjustments concerning pilots whose pension or paid-up policy had begun before the rule amendment on 30 December 2020. The Helsinki Administrative Court issued a decision with similar content on 4 November 2025 concerning other pensioners whose pension or paid-up policy had begun before year 2021. This decision was not legally final at the balance sheet date, but the related liabilities have, in accordance with the prudence principle, been included in the total pension liability in the financial statements. The possible amendments to the rules of Finnair Pension Fund to reflect the aforementioned decisions are, due to the lack of final legal force, still pending in all respects, but Pension Fund has already included the impacts of the possible amendments in its obligations. The supplementary pension liability of the Pension Fund is fully covered in accordance with the Finnish legislation. In addition, approximately 500 Finnair pilots have the right to a separate defined contribution supplementary pension arranged in a life insurance company after reaching the age of 55 years in addition to the Pension Fund's defined benefit old age pension cover, if the pilot continues to work as a pilot after the age of 55 years and retires from his/her job.

Exposure to most significant risks

Volatility of plan assets: Some of the plan assets are invested in equities which causes volatility but are in the long run expected to provide higher returns than corporate bonds. The discount rate of plan obligations is defined based on the interest rates of corporate bonds.

Changes in bond yield: A decrease in corporate bond yields increases plan obligations due to the fact that the pension obligation is discounted to net present value with a rate that is based on corporate bond rates. This increase in plan obligations is partially mitigated by a corresponding increase in the value of corporate bonds in plan assets.

Life expectancy: The most significant part of the provided pension benefits relate to old age pensions. Therefore, an increase in the life expectancy rate results in an increase of plan obligations.

Inflation risk: Pension obligations are partly linked to inflation which is why higher inflation leads to increased obligations. As only some of the plan assets increase with inflation, an increase in inflation will potentially decrease the solvency of the pension plan.

A = Accounting principles
! = Critical accounting estimates

Consolidated income statement
Consolidated statement of comprehensive income
Consolidated balance sheet
Consolidated cash flow statement
Consolidated statement of changes in equity
- **Notes to the consolidated financial statements**
  1. Operating result
  2. Fleet and other fixed assets and leasing arrangements
  3. Capital structure and financing costs
  4. Consolidation
  5. Other notes
  6. Parent company financial statements

Board of Directors' proposal on a return of capital
Auditor's report

Defined benefit pension plans

EUR mill.	2025	2024
Items recognised in the income statement		
Current service costs	3.9	3.7
Past service cost	4.1	5.4
Amendments	21.9	36.5
Curtailments	-	3.7
Settlements	0.5	-
Service cost total, recognised in staff costs	**30.4**	**49.3**
Net interest expenses and foreign exchange differences	-2.9	-3.8
Total included in the income statement	**27.5**	**45.4**
Amounts recognised through other comprehensive income		
Experience adjustment on plan obligation	-8.8	-3.7
Changes in financial actuarial assumptions	-6.3	0.3
Net return on plan assets	-8.2	-9.3
Amounts recognised through other comprehensive income total	**-23.3**	**-12.6**
Number of persons involved, pension fund	3,598	3,757
Number of persons involved, other defined benefit plans	44	49

Items recognised in the balance sheet

EUR mill.	2025		2024	
	Pension assets	Pension obligations	Pension assets	Pension obligations
Present value of funded obligations	-288.6	-0.9	-290.5	-5.5
Fair value of plan assets	382.9	0.5	385.5	5.0
Pension assets (+) / pension obligations (-) in the balance sheet	**94.4**	**-0.3**	**95.0**	**-0.6**

Pension assets of 94.4 million euros (95.0) include 94.3 million euros (95.0) related to defined benefit plans insured through the Pension Fund and 0.0 million euros (0.0) related to other defined benefit plans. Pension obligations include 0.3 million euros (0.6) related to other defined benefit plans.

Changes in pension obligations

EUR mill.	2025	2024
Fair value of pension obligations at 1 January	296.1	266.5
Current service costs	3.2	3.2
Past service cost	4.1	5.4
Amendments	21.9	36.5
Curtailments	-	3.7
Settlements	-4.4	-
Interest expenses and foreign exchange differences	8.6	7.9
Expense recognised in income statement	**33.3**	**56.7**
Changes in actuarial assumptions	-6.3	0.3
Experience adjustment on plan obligation	-8.8	-3.7
Remeasurements recognised through OCI	**-15.1**	**-3.3**
Benefits paid	-24.9	-23.7
Net present value of pension obligations	**289.4**	**296.1**

Changes in plan assets

EUR mill.	2025	2024
Fair value of plan assets at 1 January	390.5	393.7
Administration expenses	-0.7	-0.5
Settlements	-5.0	-
Interest income and foreign exchange differences	11.5	11.7
Items recognised through profit and loss	**5.8**	**11.2**
Acturial gain (loss) on plan assets	8.2	9.3
Items recognised through OCI	**8.2**	**9.3**
Contributions paid	3.8	0.1
Benefits paid	-24.9	-23.7
Fair value of plan assets at 31 December	**383.4**	**390.5**

Plan assets are comprised as follows

%	2025	2024
Listed shares	18.8	18.8
Debt instruments	52.0	52.1
Property	25.7	25.9
Other	3.5	3.2
Total	**100.0**	**100.0**

Plan assets of the Pension Fund include Finnair Plc shares with a fair value of 0.7 million euros (0.5) and buildings used by the Group with a fair value of 21.1 million euros (21.6).

Consolidated income statement
Consolidated statement of comprehensive income
Consolidated balance sheet
Consolidated cash flow statement
Consolidated statement of changes in equity
- **Notes to the consolidated financial statements**
  - 1. Operating result
  - 2. Fleet and other fixed assets and leasing arrangements
  - 3. Capital structure and financing costs
  - 4. Consolidation
  - 5. Other notes
  - 6. Parent company financial statements

Board of Directors' proposal on a return of capital
Auditor's report

Defined benefit plans: principal actuarial assumptions

%	2025	2024
Discount rate %	3.50%	3.04%
Inflation %	1.88%	1.59%
Annual rate of future salary increases %	1.36%	1.20%
Future pension increases %	2.12%	1.83%
Estimated remaining years of service	8	8

Sensitivity analysis

The sensitivity analysis describes the effect of a change in actuarial assumptions on the net defined benefit obligation. The analyses are based on the change in the assumption while holding all other assumptions constant. The method used is the same as that which has been applied when measuring the defined benefit obligation recognised in the balance sheet.

Sensitivity analysis on principal actuarial assumptions

Actuarial assumption	Change in assumption	Impact when increase in assumption, EUR mill.	%	Impact when decrease in assumption, EUR mill.	%
Discount rate %	0.25%	-6.0	-2.1%	6.3	2.2%
Annual rate of future salary increases %	0.25%	1.2	0.4%	-1.1	-0.4%
Future pension increases %	0.25%	3.8	1.3%	-3.7	-1.3%
Life expectancy at birth	1 year	7.8	2.7%	-	-

According to Finnish legislation, the pension fund needs to be fully funded. At the end of the financial year 2025, the liabilities related to employee benefits in the balance sheet include an estimated contribution of 3.0 million euros to be paid to the pension fund in 2026. In addition to above, Finnair does not expect to pay any other contribution to the pension fund in 2026. The duration of defined benefit obligation is 9 years. The duration is calculated by using a discount rate of 3.50%.

Consolidated income statement
Consolidated statement of comprehensive income
Consolidated balance sheet
Consolidated cash flow statement
Consolidated statement of changes in equity
- **Notes to the consolidated financial statements**
  1. Operating result
  2. Fleet and other fixed assets and leasing arrangements
  3. Capital structure and financing costs
  4. Consolidation
  5. Other notes
  6. Parent company financial statements

Board of Directors' proposal on a return of capital
Auditor's report

2 Fleet and other fixed assets and leasing arrangements

ⓘ Fleet and other fixed assets and leasing arrangements include notes particularly related to the aircraft fleet. Notes related to the aircraft operated by the Group are combined in this section so that the general view of the fleet is easier to understand. In addition to owned aircraft, the notes cover leased aircraft under different kinds of aircraft lease arrangements. ⓘ

The assets owned and leased by Finnair consist mostly of aircraft operated by Finnair and Norra. In 2025, the number of owned aircraft was 53 (49) and leased aircraft 26 (31). During the financial year Finnair purchased four leased A321 aircraft. All aircraft were in operative use as at the balance sheet date.

Fleet



Fleet in Finnair balance sheet

EUR mill.	2025	2024	Change
Advances paid for aircraft	59.4	37.1	22.3
Owned aircraft	1,125.8	1,183.7	-57.9
Right-of-use fleet	513.7	636.2	-122.5
Fleet total	**1,698.9**	**1,857.0**	**-158.1**
Assets held for sale	2.4	-	2.4
Fleet lease liabilities	597.1	826.4	-229.3
Depreciation and impairment from fleet during the period			
Depreciation for the period of owned aircraft	-193.3	-164.6	-28.8
Depreciation for the period of right-of-use fleet	-112.2	-127.9	15.7

2.1 Fleet and other fixed assets

Ⓐ Fleet and other fixed assets are stated at historical cost less accumulated depreciation and accumulated impairment loss if applicable. Fleet includes aircraft and aircraft prepayments. The acquisition cost of aircraft is allocated to the aircraft frame, cabin components, engines and maintenace components as separate assets. Maintenance components include heavy maintenance, C-checks, APU (auxiliary power unit) restorations, landing gear overhauls and thrust reversers of aircraft frames, as well as performance restoration and maintenance of life limited parts of engines. Aircraft frames and engines are depreciated over the useful life of the aircraft. The maintenance components are depreciated during the maintenance cycle. Cabin components are depreciated over their expected useful life. Significant modifications of owned or leased aircraft are capitalised as separate items and depreciated over their expected useful life, which in the case of leased aircraft cannot exceed the lease period. Replaced components are derecognised from the balance sheet.

Advance payments for aircraft are recorded as fleet fixed assets. Interest costs related to advance payments are capitalised as acquisition cost for the period at which Finnair is financing the manufacturing of the aircraft. Hedging gains or losses related to the fair value changes of firm, USD nominated purchase commitments for aircraft are recognised in advance payments. Advance payments, realised foreign exchange hedges and capitalised interests are recognised as part of the aircraft acquisition cost once the aircraft is delivered and taken to commercial use.

Other fixed assets include rotable aircraft spare parts, other fixed assets and their prepayments. Other fixed assets are depreciated during their expected useful life.

Intangible assets mainly include computer software and connection fees. Connection fees are not depreciated. Gains and losses on disposal of tangible and intangible assets are included in other operating income and expenses.

Useful life and residual value

Depreciation of fleet and other fixed assets is based on the following expected economic lifetimes:

- New aircraft and engines (fleet) as well as flight simulators (other equipment) on a straight-line basis as follows:
  - Airbus A350 fleet, over 20 years to a residual value of 10%
  - Airbus A320 and Embraer fleet, over 20 years to a residual value of 10%
  - Airbus A330 fleet, over 18 years to a residual value of 10%
  - Turboprop aircraft (ATR fleet), over 20 years to a residual value of 10%
- Heavy maintenance, C-checks, APU and landing gear restorations and thrust reversers of aircraft frame, as well as performance maintenance and life limited parts of the engines, on a straight-line basis during the maintenance period
- Cabin components, over 7–20 years
- Rotable spare parts and components, over 15 years to a residual value of 0%
- Buildings, over 10–50 years from the time of acquisition to a residual value of 10%
- Other tangible assets, over 3–15 years
- Computer software, over 3–8 years

The residual values and estimated useful lives of the assets are assessed at each closing date and if they differ significantly from previous estimates, the depreciation periods and residual values are changed accordingly.

During 2024, the useful life of Finnair's current Embraer, A320 and A330 fleet was extended as follows:

- Embraer fleet, over 25 years to 0% residual value
- Airbus A320 fleet, over 28 years to 0% residual value
- Airbus A330 fleet, over 22 years to 0% residual value

Assets held for sale

Non-current assets (or disposal groups) are classified as assets held for sale when their carrying amount is to be recovered principally through a sale transaction, a sale is considered highly probable and expected to take place within the next twelve months. Assets classified as held for sale are stated at the lower of the carrying amount or fair value less cost to sell. Assets classified as held for sale are no longer depreciated. Ⓐ

ⓘ = Content of the section
Ⓐ = Accounting principles

Consolidated income statement

Consolidated statement of comprehensive income

Consolidated balance sheet

Consolidated cash flow statement

Consolidated statement of changes in equity

- **Notes to the consolidated financial statements**
  1. Operating result
  2. Fleet and other fixed assets and leasing arrangements
  3. Capital structure and financing costs
  4. Consolidation
  5. Other notes
  6. Parent company financial statements

Board of Directors' proposal on a return of capital

Auditor's report

Fleet 2025

EUR mill.	Aircraft	Advances	Total
Acquisition cost 1 Jan 2025	2,448.0	37.1	2,485.1
Additions	173.8	15.2	189.0
Disposals (acquisition)	-50.5	-	-50.5
Currency hedging of aircraft acquisitions	-	6.9	6.9
Reclassifications (acquisition)	-35.1	0.2	-34.9
Transfer to assets held for sale (acquisition)	-16.7	-	-16.7
Acquisition cost 31 Dec 2025	**2,519.5**	**59.4**	**2,578.9**
Accumulated depreciation and impairment 1 Jan 2025	-1,264.3	-	-1,264.3
Disposals (depreciation)	49.7	-	49.7
Transfer to assets held for sale (depreciation)	14.3	-	14.3
Depreciation for the financial year	-193.3	-	-193.3
Accumulated depreciation and impairment 31 Dec 2025	**-1,393.7**	-	**-1,393.7**
Book value 31 Dec 2025	**1,125.8**	**59.4**	**1,185.2**

Additions to fixed assets are mainly related to the purchase of four A321 aircraft which were previously leased by Finnair and investments in aircraft maintenance. Change of advances are related to A350 aircraft planned to deliver in the last quarter of 2026. Reclassifications are mainly related to maintenance provision reclassified against the acquisition cost of the purchased, previously leased aircraft. Currency hedging of aircraft acquisitions is described in the notes 3.5 Management of financial risks and 3.8 Derivatives.

Fleet 2024

EUR mill.	Aircraft	Advances	Total
Acquisition cost 1 Jan 2024	2,096.8	95.8	2,192.7
Additions	375.9	-25.6	350.3
Disposals	-39.9	-	-39.9
Currency hedging of aircraft acquisitions	-	-3.2	-3.2
Reclassifications	15.2	-29.9	-14.7
Acquisition cost 31 Dec 2024	**2,448.0**	**37.1**	**2,485.1**
Accumulated depreciation and impairment 1 Jan 2024	-1,139.7	-	-1,139.7
Disposals	39.9	-	39.9
Depreciation for the financial year	-164.6	-	-164.6
Accumulated depreciation and impairment 31 Dec 2024	**-1,264.3**	-	**-1,264.3**
Book value 31 Dec 2024	**1,183.7**	**37.1**	**1,220.8**

Other fixed assets 2025

EUR mill.	Aircraft rotable parts	Buildings and land	Other equipment	Intangible assets	Advances	Total
Acquisition cost 1 Jan 2025	39.6	74.5	133.5	22.1	2.2	271.9
Additions	4.4	-	2.8	1.1	12.2	20.6
Disposals (acquisition)	-2.2	-	-0.6	-0.1	-	-2.9
Reclassifications (acquisition)	-	-	0.3	0.1	-0.5	-
Acquisition cost 31 Dec 2025	**41.9**	**74.5**	**136.0**	**23.3**	**13.9**	**289.6**
Accumulated depreciation and impairment 1 Jan 2025	-25.8	-16.3	-68.7	-19.9	-	-130.7
Disposals (depreciation)	2.2	-	0.6	0.1	-	2.9
Depreciation for the financial year	-4.1	-1.8	-9.7	-0.4	-	-16.0
Accumulated depreciation and impairment 31 Dec 2025	**-27.7**	**-18.0**	**-77.8**	**-20.2**	**-**	**-143.8**
Book value 31 Dec 2025	**14.1**	**56.5**	**58.3**	**3.0**	**13.9**	**145.8**

In addition to the aircraft rotable parts included in the other fixed assets, Finnair's inventories include non-rotable aircraft parts amounting to 33.3 million euros (29.6).

Other fixed assets 2024

EUR mill.	Aircraft rotable parts	Buildings and land	Other equipment	Intangible assets	Advances	Total
Acquisition cost 1 Jan 2024	37.2	74.5	124.5	32.0	1.0	269.3
Additions	4.0	-	8.9	0.3	1.9	15.1
Disposals	-1.6	-	-0.7	-10.2	-	-12.5
Reclassifications	0.0	-	0.8	-	-0.8	0.0
Acquisition cost 31 Dec 2024	**39.6**	**74.5**	**133.5**	**22.1**	**2.2**	**271.9**
Accumulated depreciation and impairment 1 Jan 2024	-24.1	-14.5	-59.3	-29.7	-	-127.5
Disposals	1.6	-	0.7	10.2	-	12.5
Depreciation for the financial year	-3.3	-1.8	-10.1	-0.5	-	-15.7
Accumulated depreciation and impairment 31 Dec 2024	**-25.8**	**-16.3**	**-68.7**	**-19.9**	**-**	**-130.7**
Book value 31 Dec 2024	**13.8**	**58.3**	**64.8**	**2.2**	**2.2**	**141.2**

Consolidated income statement
Consolidated statement of comprehensive income
Consolidated balance sheet
Consolidated cash flow statement
Consolidated statement of changes in equity
Notes to the consolidated financial statements
1. Operating result
2. Fleet and other fixed assets and leasing arrangements
3. Capital structure and financing costs
4. Consolidation
5. Other notes
6. Parent company financial statements
Board of Directors' proposal on a return of capital
Auditor's report

A = Accounting principles

Capitalised borrowing costs

	Aircraft		Advances		Total	
EUR mill.	**2025**	**2024**	**2025**	**2024**	**2025**	**2024**
Book value 1 Jan	13.3	7.8	5.4	7.4	18.7	15.3
Additions	-	6.0	2.1	-2.0	2.1	4.0
Depreciation	-0.8	-0.5	-	-	-0.8	-0.5
Book value 31 Dec	**12.6**	**13.3**	**7.5**	**5.4**	**20.0**	**18.7**

In 2025, borrowing costs of 2.1 million euros (4.0) were capitalised in tangible assets related to the Airbus A350 investment programme. Finnair uses the effective interest rate to calculate the capitalised borrowing costs that represents the costs of the loans used to finance the investment. The average yearly interest rate in 2025 was 5.0% (5.4%). The general borrowings used to fund the acquisition of capital assets are included in the calculation of the capitalisation rate.

Assets and liabilities held for sale

Finnair had assets of 2.4 million euros classified as held for sale at the end of the financial year 2025. It contains decommissioned engines which will be sold in the coming 12 months.

Pledged assets and other restrictions on fixed assets

Finnair does not have fixed assets pledged as a security for bank loans. Fleet assets include one A350 aircraft financed with JOLCO-loans and two A350 aircraft where the legal title is transferred to Finnair after loans are repaid. More details on these arrangements are presented in the note 3.3. Financial liabilities.

Investment commitments

Investment commitments as at the end of the year totalled 217.1 million euros (162.6) and they include firm aircraft orders, other aircraft related investments as well as committed maintenance investments. Commitments take place during the following 12 months. The amount of the total commitments fluctuates between the order and the delivery date of the aircraft mainly due to EUR/USD exchange rate changes and escalation clauses included in airline purchase agreements. The exact amount of the commitments in relation to each aircraft is only known at the time of the delivery.

2.2 Leasing arrangements

A The Group as lessee

Finnair assesses whether a contract that relates to tangible assets is, or contains, a lease in accordance with the IFRS 16. Lease agreements for tangible assets, where the contract conveys the right to use an identified asset for a period of time in exchange for consideration, are classified as leases.

The lease term is the non-cancellable period for which a lessee has the right to use an underlying asset, together with both periods covered by an option to extend the lease if Finnair is reasonably certain to exercise that option; and periods covered by an option to terminate the lease if Finnair is reasonably certain not to exercise the option.

The lease recognition requirements are not applied to short-term leases, where at the commencement date, the lease term is 12 months or less and does not contain a purchase option. Finnair considers the lease period to be the period that is enforceable. Hence, for contracts where the contract term is non-fixed and Finnair has the right to terminate the contract without the permission from the other party with no more than an insignificant penalty and there are no other indications that the contract is enforceable, Finnair classifies these contracts as short-term. The lease recognition requirements are also not applied to leases that are not material to Finnair.

For short-term leases and immaterial leases to which these exemptions are applied, the lease payments are recognised as an expense on either a straight-line basis over the lease term, or on another systematic basis if that basis is more representative of the pattern of Finnair's benefit.

At the commencement date of a lease, Finnair recognises both a right-of-use asset and a lease liability.

The lease liability is the present value of future lease payments. At Finnair, lease payments for aircraft leases typically contain variable payments that depend on interest rates and indices. The variable payments are included in the measurement of the lease liability from the commencement date of the lease.

The right-of-use asset is measured at cost, comprising

- the amount of the initial measurement of the lease liability;
- any lease payments made at or before the commencement date, less any incentives received;
- any initial direct costs incurred by Finnair; and
- an estimate of costs to be incurred by Finnair in restoring the assets to the condition required by the terms and conditions of the lease.

In most cases, Finnair is obliged to return leased aircraft and their engines according to the redelivery condition set in the lease agreement. If at the time of redelivery, the condition of the aircraft and its engines differs from the agreed redelivery condition, Finnair needs to either maintain the aircraft so that it meets the agreed redelivery condition or settle the difference in cash to the lessor.

The maintenance costs can be divided into two main groups:
1) costs that are incurred independent of the usage of the aircraft / leasing period and
2) costs that are incurred dependent on the usage of the aircraft / leasing period

The final check and painting required at redelivery are considered unavoidable maintenance costs that realise when the aircraft is redelivered to the lessor, irrespective of the time or flight hours. The counterpart of the provision is recorded in the book value of the right-of-use asset at the commencement of the lease.

Respectively, costs depending on the usage of the aircraft are not considered as part of the right-of-use asset cost.

Finnair remeasures the lease liability when there is a lease modification that changes the scope of a lease or the consideration for the lease, that was not part of the original terms and conditions of the lease (including changes in lease payments resulting from a change in indices and rates used in variable aircraft lease payments) or when the the likehood of Finnair using a purchase-option is changed. The amount of the remeasurement of the lease liability is generally recognised as an adjustment to the right-of-use asset. However, if the carrying amount of the right-of-use asset is reduced to zero and there is a further reduction in the measurement of the lease liability, the remaining measurement is recognised in profit or loss.

After initial recognition, right-of-use assets are measured at cost less any accumulated depreciations and accumulated impairment losses. The assets are depreciated with a straight-line method from the commencement date to the shorter of end of useful life of the right-of-use asset and the end of lease term. However, if the lease transfers ownership of the asset to Finnair by the end of lease term or if the cost of the right-of-use asset reflects that Finnair will exercise a purchase option, the right-of-use asset is depreciated from the commencement date to the end of useful life of the asset.

At Finnair aircraft lease contracts contain the interest rate implicit in the lease, even if the aircraft lease agreements do not clearly define the interest rate implicit in the lease. Since the fair values of the aircraft are provided publicly by third parties, Finnair is able to calculate the implicit interest rate for each qualifying aircraft operating lease. The rate implicit in the lease is defined as the rate that causes the sum of the present value of the lease payments and the present value of the unguaranteed residual value of the underlying asset at the end of the lease to equal the sum of the fair value of the underlying asset and any initial direct costs of the lessor. The implicit interest rate is determined by each aircraft lease contract separately.

For other lease contracts, an implicit interest rate cannot be usually determined. The incremental borrowing rate is therefore used and it is determined by each class of assets separately, based on management estimate.

Aircraft lease contracts are usually denominated in foreign currency (US dollars) and the foreign currency lease liabilities are revalued at each balance sheet date to the spot rate. The lease payments (lease payments made) are accounted for as repayments of the lease liability and as interest expense.

The Group as lessor

Agreements, where the Group is the lessor, are accounted for as operating leases, when a substantial part of the risks and rewards of ownership are not transferred to the lessee. The assets leased under operating lease are included in the tangible assets and they are depreciated during their useful life. Depreciation is calculated using the same principles as the tangible assets for own use. Under the provisions of certain aircraft lease agreements, the lessee is required to pay periodic maintenance reserves which accumulate funds for aircraft maintenance. Advances received for maintenance are recognised as liability, which is charged, when maintenance is done. The rents for premises and aircraft are recognised in the income statement as other operating income over the lease term.

Agreements, where the Group is the lessor, are accounted for as finance leases, when a substantial part of the risks and rewards of ownership are transferred to the lessee. Finnair recognises assets held under a finance lease in its balance sheet and presents them as a receivable at an amount equal to the net investment of the lease which is equal to the sum of the present values of the lease income it will receive in the future and the unguaranteed residual value.

Finnair subleases aircraft and buildings as well as ground equipment from time to time, which are classified either as finance leases or operating leases based on the individual contract terms. A lease is classified on its commencement

Consolidated income statement
Consolidated statement of comprehensive income
Consolidated balance sheet
Consolidated cash flow statement
Consolidated statement of changes in equity
- **Notes to the consolidated financial statements**
  1. Operating result
  2. Fleet and other fixed assets and leasing arrangements
  3. Capital structure and financing costs
  4. Consolidation
  5. Other notes
  6. Parent company financial statements

Board of Directors' proposal on a return of capital
Auditor's report

date and is reassessed only if the lease is amended. At the commencement date, for the subleases, a net investment (lease receivable), equaling to the present value of lease payments and the present value of the unguaranteed residual value, is recognised. The proportion of the right-of-use asset subleased is derecognised from the balance sheet and the difference between the right-of-use asset and the net investment is recognised in the profit or loss, in other operating income and expenses. Subsequently, the lease payments received are accounted for as repayments of the lease receivable and as interest income.

Sale and leaseback
In sale and leaseback transactions, where Finnair sells and then leases back aircraft, Finnair measures the right-of-use asset arising from the leaseback at the proportion of the previous carrying amount of the asset that relates to the right-of-use retained by the Group. Accordingly, Finnair recognises only the amount of any gain or loss that relates to the rights transferred to the buyer-lessor. A

! **Leasing arrangements**
Determining the interest rate and lease term used in discounting the lease payments, estimating the redelivery obligations of aircraft leases and the classification of sublease agreements to operating and financial leases require management discretion in interpretation and application of accounting standards.
The carrying value of the right-of-use assets are tested for impairment as part of cash generating unit at the balance sheet date. More details is presented in the note 2.3. !

Right-of-use assets 2025

EUR mill.	Aircraft	Buildings and land	Other equipment	Total
Book value 1 Jan 2025	636.2	121.4	22.5	780.0
New contracts	-	0.2	3.2	3.5
Reassessments and modifications	2.8	6.7	-0.3	9.2
Disposals	-13.0	-	-	-13.0
Depreciation for the financial year	-112.2	-14.7	-7.4	-134.3
Impairment	-	-0.2	-	-0.2
Book value 31 Dec 2025	**513.7**	**113.4**	**18.1**	**645.2**

Reassessments and modifications are primarily related to lease extensions made for contract for parking places and crew office at Helsinki-Vantaa airport. Disposals are related to the purchases of four A321 aircraft, for which the leasing contracts were terminated in connection with the acquisitions.

Right-of-use assets 2024

EUR mill.	Aircraft	Buildings and land	Other equipment	Total
Book value 1 Jan 2024	775.0	114.8	25.6	915.3
New contracts	2.1	8.2	3.6	13.9
Reassessments and modifications	16.4	13.7	0.1	30.2
Disposals	-29.4	-	-	-29.4
Depreciation for the financial year	-127.9	-14.6	-6.8	-149.3
Impairment	-	-0.7	-	-0.7
Book value 31 Dec 2024	**636.2**	**121.4**	**22.5**	**780.0**

Lease liabilities

	Aircraft		Buildings and land		Other equipment	
EUR mill.	2025	2024	2025	2024	2025	2024
less than one year	105.4	140.9	17.1	16.7	7.9	7.0
1–5 years	313.2	409.3	66.9	63.8	11.3	16.7
more than 5 years	178.5	276.2	62.3	73.7	-	-
Total	**597.1**	**826.4**	**146.3**	**154.2**	**19.3**	**23.7**

The Group leases aircraft, premises and other fixed assets, for which the lease liability is recorded on the balance sheet. The lease agreements have different terms of renewal and include index-linked terms and conditions. The Group was operating 26 leased aircraft at the end of the year with lease agreements of different tenors.

Finance lease receivables, Group as lessor

	Buildings and land	
EUR mill.	2025	2024
less than 12 months	0.5	0.3
13–24 months	0.5	0.0
25–36 months	0.5	0.0
37–48 months	0.5	0.0
49–60 months	0.3	0.0
more than 60 months	0.0	0.1
Total	**2.3**	**0.5**

During the period, the Group had finance lease receivables related to the buildings and land area located in the airport area.

Leasing arrangements in profit and loss

EUR mill.	2025	2024
Depreciation expense of right-of-use assets	-134.3	-149.3
Interest expense on lease liabilities	-46.5	-60.0
Interest income on sublease receivables	0.0	0.0
Exchange rate changes of lease liabilities	89.6	-54.2
Hedging result of lease liabilities	-16.8	19.5
Short-term wet leases	-55.6	-28.2
Short-term office rents	-2.3	-2.7
Variable purchase traffic and cargo capacity rents	-86.6	-83.5
Total	**-252.3**	**-358.4**

Operating expenses include costs related to short-term and capacity based rental agreements, that are not material for the Group or do not contain a lease according to IFRS 16, and are therefore not recognised in the balance sheet. In the income statement, the short-term wet leases and variable purchase traffic and cargo capacity rents are included in capacity rents and the short-term office rents are included in property, IT and other expenses. Gains related to sale and leaseback transactions are recorded in other operating income in profit and loss. Total cash outflow relating to leases was -339.6 million euros (-342.6).

A = Accounting principles
! = Critical accounting estimates

Consolidated income statement
Consolidated statement of comprehensive income
Consolidated balance sheet
Consolidated cash flow statement
Consolidated statement of changes in equity
- **Notes to the consolidated financial statements**
  1. Operating result
  2. Fleet and other fixed assets and leasing arrangements
  3. Capital structure and financing costs
  4. Consolidation
  5. Other notes
  6. Parent company financial statements

Board of Directors' proposal on a return of capital
Auditor's report

Off-balance sheet lease commitments, Group as lessee

	Premises rents		Other rents	
EUR mill.	2025	2024	2025	2024
less than one year	2.5	2.5	2.1	1.9
1–5 years	2.2	3.4	2.0	1.7
more than 5 years	6.0	6.5	-	-
Total	**10.7**	**12.4**	**4.1**	**3.6**

Off-balance sheet lease commitments are short-term lease agreements and other lease agreements for which the underlying asset is of low value or contracts that do not contain a lease according to IFRS 16. Therefore, these contracts are not recognised as right-of-use assets and lease liabilities in the balance sheet. The most significant item in the rents for premises is the right-to-use a test cell, which is excluded from the lease liability on the basis that it is not for the exclusive use of Finnair. Other rents include IT equipment leases that are not material.

Off-balance sheet lease receivables, Group as lessor

	Aircraft		Buildings and land	
EUR mill.	2025	2024	2025	2024
less than 12 months	32.4	22.6	3.5	2.3
13–24 months	21.4	22.6	3.4	1.9
25–36 months	9.9	11.6	1.6	1.9
37–48 months	0.5	3.7	0.5	0.8
49–60 months	-	0.5	0.3	-
Total	**64.2**	**60.9**	**9.3**	**6.9**

The Group has leased 15 owned aircraft as well as premises with irrevocable lease agreements. Additionally, Finnair has subleased 9 aircraft classified as operating leases. These agreements have different terms of renewal and other index-linked terms and conditions.

2.3 Depreciation and impairment

A Depreciation
Depreciation of assets is determined based on their expected useful life or maintenance cycle and residual value. Depreciation for all assets is calculated using straight-line method. Depreciation is started when the asset is available for use. Depreciation is ceased when the asset is either classified as held for sale or derecognised. The useful life and residual value for assets are described in more detail in the note 2.1. A

EUR mill.	2025	2024
Amortisation of intangible assets	0.4	0.5
Depreciation of own fleet	193.3	164.6
Depreciation of right-of-use fleet	112.2	127.9
Depreciation of other tangible assets	15.5	15.3
Depreciation of other right-of-use assets	22.1	21.4
Amortisation and depreciation	**343.6**	**329.5**
Impairment of assets	0.2	0.7
Impairment	**0.2**	**0.7**
Total depreciation and impairment in income statement	**343.7**	**330.3**

Depreciation and impairment include both planned depreciations on fixed assets as well as impairment. The change in depreciation of own and right-of-use fleet is mainly due to four lease buyouts in 2025 which resulted in an increase in the depreciation of own fleet as well as a decrease in the depreciation of right-of-use fleet.

Impairment testing

A Impairment testing
Finnair reviews its fleet, other fixed assets and other non-current assets for indication of impairment on each balance sheet date. The recoverable amount of an asset or a cash generating unit is determined as the higher of value in use and the fair value less cost to sell. An impairment loss is recognized if an asset's recoverable amount is less than its carrying amount.

The recoverable amount is defined for the cash generating unit, and the impairment is evaluated at the cash generating unit level. Finnair is a network carrier with highly integrated fleet operations and it considers all its fleet (including the right-of-use fleet) and other closely related assets as one cash-generating unit. Also intangible assets with indefinite useful life have been identified to belong to the one cash-generating unit. Assets that are either idle or held for sale are excluded from the cash-generating unit and reviewed for impairment separately. A

A = Accounting principles

Consolidated income statement
Consolidated statement of comprehensive income
Consolidated balance sheet
Consolidated cash flow statement
Consolidated statement of changes in equity
- **Notes to the consolidated financial statements**
  1. Operating result
  2. Fleet and other fixed assets and leasing arrangements
  3. Capital structure and financing costs
  4. Consolidation
  5. Other notes
  6. Parent company financial statements

Board of Directors' proposal on a return of capital
Auditor's report

! = Critical accounting estimates
i = Content of the section
A = Accounting principles

! Calculation of the recoverable amount
Finnair applies the value in use model as its primary method for determining the recoverable amount of the assets. The value in use measurement is based on a discounted cash flow model where the cash flow projections are based on Finnair's strategy approved by the Board of Directors and a management forecast covering a five-year period. The cash flow projections beyond the five-year period are based on the management's long-term growth assumptions. Preparation of the calculations used for impairment testing requires the use of significant management judgement and estimates, which is why the actual outcome may differ from the current management estimates and assumptions made. !

Finnair has not identified indications of possible impairment in connection with the preparation of its 2025 consolidated financial statements. As part of Finnair's internal process, in addition to the evaluation of separate impairment indicators, Finnair's management prepares an annual impairment test which indicated no need for impairment. Although the EBITDA-margin sensitivity used in the impairment testing decreased to -1.3 percentage points compared to previous year's -1.6 percentage points, a reasonably possible change in any single key assumption would not result in an impairment.

3 Capital structure and financing costs

3.1 Financial income and expenses

i The notes related to financial assets, liabilities and equity have been gathered into the capital structure and financing costs-section in order to give a better overview of the Group's financial position. The note ´Earnings per share´ has been added to the equity section. i

A Interest income and expenses
Interest income and expenses are recognised on a time-proportion basis using the effective interest method. Interest expenses related to the financing of significant investments are capitalised as part of the asset acquisition cost and depreciated over the useful life of the asset.
More detailed information about financial assets can be found in note 3.2 and about interest bearing liabilities in note 3.3. A

EUR mill.	2025	2024
Interest income on leases	0.0	0.0
Gains on investment instruments held at FVPL	8.3	36.8
Interest from assets held at amortised cost	5.2	6.4
Other interest income	0.2	0.0
Other financial income	9.9	1.6
Dividend income	0.0	0.0
Financial income total	**23.6**	**44.9**
Interest on leases	-46.5	-60.0
Other financial expenses	-6.3	-10.3
Interest expenses for liabilities measured at amortised cost	-29.2	-36.9
Interest rate swaps, fair value hedges	3.4	6.3
Fair value adjustment to bond book value attributable to interest rate risk	-6.3	-6.3
Financial expenses total	**-84.8**	**-107.2**
Foreign exchange gains and losses	17.3	-5.8
Financial expenses, net	**-43.8**	**-68.1**

In the effectiveness testing of the Group's hedge accounting, both cash flow and fair value hedging were found to be effective at year end 2025. Thus, as in the comparison year 2024, no inefficiency is included in the financial items for 2025. Financial income and expenses include an identical amount of profit and loss for fair value hedging instruments and for hedged items resulting from the hedged risk.

In 2025, foreign exchange gains and losses recognised in financial expenses consist of a net realised exchange loss of 16.3 million euro and a net unrealised exchange gain of 33.7 million euro which were mostly caused by weakening of US dollar relative to euro. During the year 2025, 2.1 million euros of interest expense was capitalised in connection with the A350 investment program (4.0). More information about the capitalised interest can be found in note 2.1 Fleet and other fixed assets.

Other financial expenses include for example guarantee fees as well as interest and penalties related to taxes.

Consolidated income statement

Consolidated statement of comprehensive income

Consolidated balance sheet

Consolidated cash flow statement

Consolidated statement of changes in equity

- **Notes to the consolidated financial statements**
  1. Operating result
  2. Fleet and other fixed assets and leasing arrangements
  3. Capital structure and financing costs
  4. Consolidation
  5. Other notes
  6. Parent company financial statements

Board of Directors' proposal on a return of capital

Auditor's report

A = Accounting principles

3.2 Financial assets

A Financial assets

In the Group, financial assets have been classified into the following categories according to the IFRS 9 standard "Financial Instruments": amortised cost and fair value through profit and loss. The classification is made at the time of the original acquisition based on the objective of the business model and the characteristics of contractual cash flows of the investment, or by applying a fair value option. All purchases and sales of financial assets are recognised on the trade date.

Financial assets at fair value through profit and loss include such assets as investments in bonds and money market funds. Financial assets at fair value through profit and loss have mainly been acquired to obtain a gain from short-term changes in market prices. All those derivatives that do not fulfil the conditions for the application of hedge accounting are classified as financial assets at fair value through profit and loss and are valued at fair value in each financial statement. Realised and unrealised gains and losses arising from changes in fair value are recognised in the income statement in the period in which they arise. Financial assets recognised at fair value through profit and loss, as well as those maturing within 12 months, are included in current assets.

In Finnair Group, unquoted shares are valued at their acquisition price in the absence of a reliable fair value.

Investments in debt securities are measured at amortised cost, but only when the objective of the business model is to hold the asset to collect the contractual cash flows and the asset's contractual cash flows represent only payments of principal and interest. Financial assets recognised at amortised cost are valued using the effective interest method. Financial assets valued at amortised cost include trade receivables and security deposits for aircraft operating lease agreements. Due to the nature of short-term receivables and other receivables, their book value is expected to be equal to the fair value.

Derecognition of financial assets takes place when the Group has lost its contractual right to receive cash flows or when it has substantially transferred the risks and rewards outside the Group.

Impairment of financial assets

Finnair Group recognises impairment provisions based on lifetime expected credit losses from trade receivables in accordance with IFRS 9. Finnair has chosen to apply a simplified credit loss matrix for trade receivables as trade receivables do not have a significant financing component. Accordingly, the credit loss allowance is measured at an amount equal to the lifetime expected credit losses. The expected credit loss model is forward-looking, and expected default rates are based on historical realised credit losses. The lifetime expected credit loss allowance is calculated using the gross carrying amount of outstanding trade receivables in each aging bucket and an expected default rate. The changes in expected credit losses are recognised in other expenses in the consolidated income statement. More information on the credit loss provision on trade receivables can be found in note 1.2.3. Receivables related to revenue.

The impairment model does not apply to financial investments, such as bonds and money market funds, included in other financial assets as those are measured at fair value through profit and loss under IFRS 9, which already takes into account expected credit losses. With respect to the assets measured at amortised cost, Finnair is actively following such instruments and will recognise impairment through profit and loss if there is evidence of deterioration in credit quality.

Cash and cash equivalents

Cash and cash equivalents consist of cash reserves and short-term bank deposits with maturity of less than three months. Foreign exchange-denominated items have been converted to euro using the mid-market exchange rates on the closing date. A

3.2.1 Other current financial assets

EUR mill.	2025	2024
Commercial paper, certificates and bonds	36.7	73.2
Money market funds	492.4	589.5
Unlisted shares	2.3	2.2
Total	**531.4**	**664.9**
Ratings of counterparties		
Better than A		
A	-	19.8
BBB	18.8	29.6
BB	5.0	4.9
Unrated	507.5	610.6
Total	**531.4**	**664.9**

As of 31 December 2025, investments in instruments issued by unrated counterparties mostly include investments in money market funds (492.4 million euros).

The Group's financial asset investments and risk management policy are described in more detail in Note 3.5 Management of financial risks. The IFRS classifications and fair values of the financial assets are presented in Note 3.6 Classification of financial assets and liabilities.

3.2.2 Cash and cash equivalents

EUR mill.	2025	2024
Cash and bank deposits	529.6	219.1
Total	**529.6**	**219.1**

The items include cash and bank deposits realised on demand. Foreign currency cash and bank deposits have been valued using the closing date mid-market exchange rates. The reconciliation of cash and cash equivalents is illustrated in the notes of the consolidated cash flow statement.

3.3 Financial liabilities

A Financial liabilities

Finnair Group's financial liabilities are classified into two different classes: amortised cost and fair value through profit and loss. Financial liabilities are initially recognised at fair value on the basis of the original consideration received. Transaction costs have been included in the original book value of financial liabilities. Thereafter, all non-derivative financial liabilities are valued at amortised cost using the effective interest method. Financial liabilities are included in long- and short-term liabilities, and they can be interest-bearing or non-interest-bearing. Loans that are due for payment within 12 months are presented in the short-term liabilities. Foreign currency loans are valued at the mid-market exchange rate on the closing date, and translation differences are recognised in the financial items.

Accounts payable are recognised at amortized cost.

Derecognition of financial liabilities takes place when the Group has fulfilled the contractual obligations. A

Consolidated income statement
Consolidated statement of comprehensive income
Consolidated balance sheet
Consolidated cash flow statement
Consolidated statement of changes in equity
- **Notes to the consolidated financial statements**
  1. Operating result
  2. Fleet and other fixed assets and leasing arrangements
  3. Capital structure and financing costs
  4. Consolidation
  5. Other notes
  6. Parent company financial statements

Board of Directors' proposal on a return of capital
Auditor's report

Non-current liabilities

EUR mill.	2025	2024
JOLCO loans and other	171.0	232.9
Bonds	797.6	502.5
Lease liabilities	632.3	839.7
Interest-bearing liabilities total	**1,600.9**	**1,575.1**
Non-interest-bearing liabilities	**3.4**	**7.5**
Total	**1,604.3**	**1,582.6**

Finnair's interest-bearing liabilities increased during the financial year 2025. The most significant financing transaction affecting interest-bearing liabilities during 2025 was the issuance of a 300-million-euro senior unsecured bond.

The Group's JOLCO loans and other include the JOLCO loans (Japanese Operating Lease with Call Option) for one A350 aircraft and export credit support for two A350 aircraft. Export credit support is a debt arrangement to finance aircraft. The transactions are treated as loans and owned aircraft in Finnair's accounting. Non-interest-bearing liabilities mainly include leases and maintenance reserves related to the aircraft leased to other airlines.

Current interest-bearing liabilities

EUR mill.	2025	2024
JOLCO loans and other	51.5	125.4
Lease liabilities	130.4	164.6
Total	**181.9**	**290.1**

JOLCO loans and other include the JOLCO loans (Japanese Operating Lease with Call Option) for one A350 aircraft and export credit support for two A350 aircraft. The transactions are treated as loans and owned aircraft in Finnair's accounting.

	Fair value		Book value	
Interest-bearing liabilities, EUR in millions	2025	2024	2025	2024
Lease liabilities	762.7	1,004.4	762.7	1,004.4
Bonds	813.0	511.0	797.6	502.5
JOLCO loans and other	216.2	353.4	222.5	358.3
Total	**1,791.9**	**1,868.8**	**1,782.8**	**1,865.2**

Fair values of interest-bearing liabilities (excluding lease liabilities) have been calculated by discounting the expected cash flows using the market interest rate and company's credit risk premium at the reporting date. Fair value of bonds has been calculated by using the quoted price of reporting date (102.7 and 99.8).

	Short-term borrowings	Long-term borrowings	Short-term lease liabilities	Long-term lease liabilities	Total
Total liabilities from financing activities, 1 January 2025	**125.4**	**735.4**	**164.6**	**839.7**	**1,865.2**
Repayments	-121.5	-	-150.4	-	-271.9
Acquisitions	-	297.0	1.7	13.5	312.2
Decreases	-	-	-	-17.8	-17.8
Foreign exchange adjustments	-	-16.5	-15.4	-73.3	-105.2
Reclassification between short-term and long-term liabilities	47.6	-47.6	129.8	-129.8	0.0
Other non-cash movements	-	0.2	-	-	0.2
Total liabilities from financing activities, 31 December 2025	**51.5**	**968.6**	**130.4**	**632.3**	**1,782.8**

	Short-term borrowings	Long-term borrowings	Short-term lease liabilities	Long-term lease liabilities	Total
Total liabilities from financing activities, 1 January 2024	**120.3**	**790.2**	**164.0**	**951.0**	**2,025.6**
Repayments	-121.4	-584.3	-170.3	-	-875.9
Acquisitions	-	-	1.8	42.7	540.1
Decreases	-	-	-	-38.5	-38.5
Foreign exchange adjustments	-	16.9	9.1	44.6	70.6
Reclassification between short-term and long-term liabilities	126.4	-126.4	160.0	-160.0	0.0
Other non-cash movements	-	143.3	-	-	143.3
Total liabilities from financing activities, 31 December 2024	**125.4**	**735.4**	**164.6**	**839.7**	**1,865.2**

Maturity dates of interest-bearing financial liabilities 31 Dec 2025 EUR mill.	2026	2027	2028	2029	2030	Later	Total
JOLCO loans and other, fixed interest	9.9	-	-	-	-	-	9.9
JOLCO loans and other, variable interest	41.6	21.0	21.1	21.3	21.4	87.2	213.7
Bonds, fixed interest	-	-	-	500.0	300.0	-	800.0
Lease liabilities, fixed interest	92.2	85.4	65.3	63.2	65.7	178.5	550.5
Lease liabilities, variable interest	38.2	40.0	37.5	21.2	12.9	62.3	212.2
Interest-bearing financial liabilities total	**181.9**	**146.5**	**124.0**	**605.8**	**400.1**	**328.0**	**1,786.3**
Payments from interest rate and currency derivatives	658.9	24.8	4.3	21.5	-	-	709.4
Income from interest rate and currency derivatives	-644.7	-24.8	-	-19.1	-	-	-688.6
Commodity derivatives	18.1	3.3	-	-	-	-	21.4
Trade payables and other liabilities	253.4	-	-	-	-	-	253.4
Interest payments on interest-bearing liabilities	81.3	71.2	65.0	59.1	30.4	53.0	360.0
Total	**548.9**	**221.0**	**193.3**	**667.3**	**430.5**	**381.0**	**2,441.9**

Consolidated income statement
Consolidated statement of comprehensive income
Consolidated balance sheet
Consolidated cash flow statement
Consolidated statement of changes in equity
- **Notes to the consolidated financial statements**
  1. Operating result
  2. Fleet and other fixed assets and leasing arrangements
  3. Capital structure and financing costs
  4. Consolidation
  5. Other notes
  6. Parent company financial statements

Board of Directors' proposal on a return of capital
Auditor's report

Maturity dates of interest-bearing financial liabilities 31 Dec 2024 EUR mill.	2025	2026	2027	2028	2029	Later	Total
JOLCO loans and other, fixed interest	22.5	11.2	-	-	-	-	33.7
JOLCO loans and other, variable interest	103.0	45.5	22.2	22.4	22.5	112.2	327.9
Bonds, fixed interest	-	-	-	-	500.0	-	500.0
Lease liabilities, fixed interest	124.6	105.6	96.5	73.8	73.7	276.3	750.5
Lease liabilities, variable interest	40.0	39.5	41.5	38.9	20.4	73.7	253.9
Interest-bearing financial liabilities total	**290.1**	**201.8**	**160.3**	**135.1**	**616.6**	**462.1**	**1,866.0**
Payments from interest rate and currency derivatives	777.0	94.0	-	-	20.1	-	891.1
Income from interest rate and currency derivatives	-797.7	-101.3	-	-1.9	-29.3	-	-930.2
Commodity derivatives	33.7	1.5	-	-	-	-	35.2
Trade payables and other liabilities	240.4	-	-	-	-	-	240.4
Interest payments on interest-bearing liabilities	92.1	75.3	64.1	56.1	49.5	75.6	412.6
Total	**635.6**	**271.3**	**224.3**	**189.3**	**657.0**	**537.7**	**2,517.1**

The interest rate re-fixing period is three months for variable interest loans and for variable interest lease liabilities. The bonds maturing do not include the amortised cost of 2.9 million paid in 2024 and due on 2029 nor 2.9 million euros paid in 2025 and due in 2030. JOLCO loans do not include the amortised cost of 1.1 million euros paid on 2016 and due in 2025. Therefore, the total amount of interest-bearing financial liabilities differs from the book value by the amount equal to the amortised costs.

The minimum lease payments, discount values and present values of lease liabilities are presented in Note 2.2 Leasing arrangements.

Maturity dates of interest-bearing financial liabilities

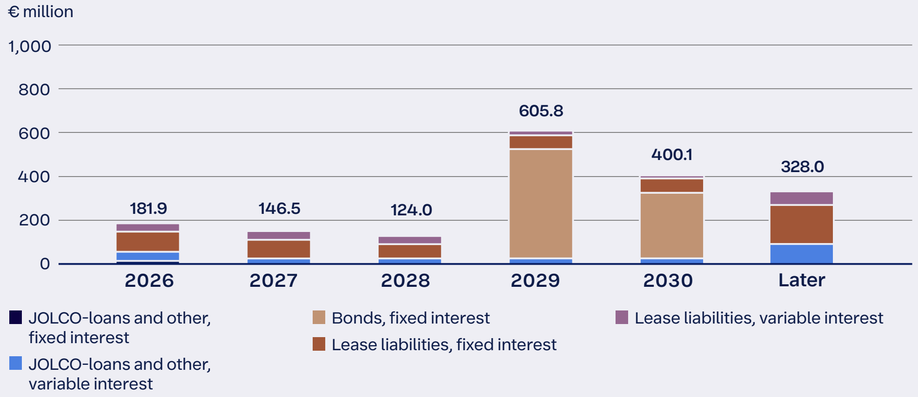

The currency mix of interest-bearing liabilities is as follows:

EUR mill.	2025	2024
EUR	1,092.9	822.5
USD	679.7	1,008.9
JPY	9.9	33.7
CNY	0.2	-
HKD	0.1	0.1
	1,782.8	**1,865.2**

The weighted average effective interest rate on interest-bearing liabilities was 4.5% (5.0%).

Interest rate re-fixing period of interest-bearing liabilities

	2025	2024
Up to 6 months	33.5%	39.7%
6–12 months	1.0%	1.7%
1–5 years	33.8%	21.9%
More than 5 years	31.7%	36.7%
Total	**100.0%**	**100.0%**

Consolidated income statement
Consolidated statement of comprehensive income
Consolidated balance sheet
Consolidated cash flow statement
Consolidated statement of changes in equity
Notes to the consolidated financial statements
1. Operating result
2. Fleet and other fixed assets and leasing arrangements
3. Capital structure and financing costs
4. Consolidation
5. Other notes
6. Parent company financial statements

Board of Directors' proposal on a return of capital
Auditor's report

3.4 Contingent liabilities

EUR mill.	2025	2024
Guarantees on behalf of group companies	47.4	58.2
Total	**47.4**	**58.2**

3.5 Management of financial risks

Principles of financial risk management

The nature of Finnair Group's business operations exposes the company to a variety of financial risks: foreign exchange, interest rate, credit, liquidity and commodity price risks. The Group's policy is to limit the uncertainty caused by such risks on cash flow, financial performance, balance sheet items and equity.

The management of financial risks is based on the risk management policy prepared by the Financial Risk Steering Committee and approved by the Board of Directors. The policy specifies the minimum and maximum levels permitted for each type of risk. Financial risk management is directed and supervised by the Financial Risk Steering Committee. Practical implementation of the risk management policy and risk management have been centralized to the parent company's treasury department.

For the management of foreign exchange, interest rate and jet fuel the company uses different derivative instruments, such as forward contracts, swaps and options. At inception, derivatives are designated as hedges of highly probable cash flows (cash flow hedges), hedges of firm orders (hedges of the fair value of firm commitments) or as financial derivatives where the hedging relationship does not qualify for hedge accounting (economic hedges). Finnair Group implements cash flow hedging through foreign exchange hedging of highly probable forecasted sales and costs denominated in foreign currencies and jet fuel price risk, in accordance with the hedge accounting principles of IFRS 9. Hedge accounting compliant fair value hedges of Finnair Group consist of interest rate hedges of the issued bond and fair value hedges of firm aircraft purchase commitments.

Fuel price risk in flight operations

Fuel price risk means the cash flow and financial performance uncertainty arising from fuel price fluctuations.

Finnair hedges against jet fuel price fluctuations using jet fuel forward contracts and options. The Jet Fuel CIF Cargoes NWE index is used as the underlying asset of jet fuel derivatives, since approximately 66 per cent of Finnair's fuel purchase contracts are based on the benchmark price index for Northwest Europe jet fuel deliveries.

Finnair applies the principle of time-diversification in its fuel hedging. Finnair updated its risk management policy in December 2025, and hedging horizon was extended from 18 months to 24 months. The risk management policy states that hedging ratio must be increased during each quarter of the year, so that for the first three months of the hedging period the hedge ratio is approximately between 70% and 95%, with target ratio being 82.5%. Thereafter, lower hedge ratio limits apply for each quarter. Due to hedging, the fuel cost per period is not as low as the spot-based price when prices fall, but when spot prices rise, the fuel cost rises more slowly.

The hedges of jet fuel consumption are treated as cash flow hedges in accounting, in accordance with the hedge accounting principles of IFRS 9. During 2025, Finnair has hedged the jet fuel price risk in its entirety, without separating it into underlying risk components, such as crude oil price risk. However, Finnair has used proxy hedging for certain layer components of its jet fuel consumption, as described below.

In the hedging of jet fuel price risk, Finnair Group designates layer components of its jet fuel consumption as hedged items. The layer components are defined as jet fuel consumption linked to different jet fuel price benchmarks. The first layer is defined as jet fuel purchases based on the Jet Fuel CIF Cargoes NWE index, with consumption linked to other price benchmarks, notably Cargoes FOB Singapore, representing other layers. Since the Jet Fuel CIF Cargoes NWE index is used as the underlying of all jet fuel derivatives, they are designated as proxy hedges for consumption based on other price benchmarks. Therefore, ineffectiveness may arise if the correlation between the NWE index and the price benchmark for the underlying consumption is not high enough for the fair value changes in the hedged item and the hedging instrument to be exactly offsetting. Any ineffectiveness resulting from overhedging or insufficient correlation is recognised in fair value changes in derivatives and changes in exchange rates of fleet overhauls.

Emission price risk

Emission price risk means the cash flow and financial performance uncertainty arising from emission price fluctuations related to emissions trading schemes (EU-ETS and UK-ETS). Finnair updated its risk management policy in December 2025, and added the price risk of emissions as a separate risk category in its risk management policy. The risk management policy states that by the end of the year, 100% of the exposure for the current year, approximately 50% of the following year, and 25% of the year after that are covered. On the closing date, all requirements for calendar year 2025 were covered, and Finnair had hedged approximately 55% of its exposure for year 2026 with forward purchase agreements. Finnair has entered into these forward purchase agreements to hedge against emission price fluctuations. Forward purchase agreements qualify for own use exemption and are not accounted for as a financial instrument under IFRS 9. Total value of these forward purchase agreements equals approximately 54 million euros.

Timing of the notional and hedged price	Hedged price $/tonne	Notional amount (tonnes)	Maturity	
			Under 1 year	1 to 2 years
31 December 2025				
Jet fuel consumption priced with NWE index	699	850,340	700,340	150,000
Jet fuel consumption priced with SING index	719	50,660	50,660	-
31 December 2024				
Jet fuel consumption priced with NWE index	785.2	776,284	660,284	116,000
Jet fuel consumption priced with SING index	801.6	52,716	52,716	-

The average hedged price of the instruments hedging highly probable jet fuel purchases is calculated by taking into account only the hedging (bought) leg of collar option structures, and therefore represents the least favorable hedged rate. The most favorable rate, calculated by including only the sold leg of collar option structures, is 677.48 US dollars per tonne for NWE consumption, and 698.84 US dollars for SING consumption. Options excluded from hedge accounting are excluded in both cases.

At the end of the financial year, Finnair had hedged 79% of its forecasted fuel purchases for the first six months of 2026 and 51 per cent of the purchases for the second half of the year. In the financial year 2025, fuel used in flight operations accounted for approximately 28% of Group's turnover. At the end of the financial year, the forecast for 2026 is approximately 26% of the Group's turnover. On the closing date, a 10% rise in the market price of jet fuel – excluding hedging activity – increases annual fuel costs by an estimated 65 million euros. On the closing date – taking hedging into account – a 10% rise in the market price of jet fuel lowers the operating profit by around 34 million euros.

Foreign exchange risk

Foreign exchange risk means the uncertainty in cash flows and financial performance arising from exchange rate fluctuations.

Finnair Group's foreign exchange risk mainly arises from fuel purchases, aircraft lease liabilities, acquisition and divestment of aircraft, aircraft maintenance, overflight royalties and foreign currency revenue. About 60% of the Group's revenue is denominated in euros. The most important foreign revenue currencies are the US dollar (7%, percentage of revenue), the Japanese yen (6%) and the Swedish krona (4%). Approximately 37% Group's operating costs are denominated in foreign currencies. The most important purchasing currency is the US dollar, which accounts for approximately 31% of all operating costs. The most significant US dollar-denominated expense is fuel costs. The largest investments – aircraft and their spare parts – are also mainly made in US dollars.

The risk management policy divides the foreign exchange position into three parts, namely exposure to forecasted cash flows, balance sheet position and investment position.

The cash flow exposure mainly consists of sales denominated in a number of different currencies and US dollar-denominated expenses. Forecasted jet fuel purchases, aircraft materials and overhaul expenses and traffic

Consolidated income statement
Consolidated statement of comprehensive income
Consolidated balance sheet
Consolidated cash flow statement
Consolidated statement of changes in equity
Notes to the consolidated financial statements
1. Operating result
2. Fleet and other fixed assets and leasing arrangements
3. Capital structure and financing costs
4. Consolidation
5. Other notes
6. Parent company financial statements
Board of Directors' proposal on a return of capital
Auditor's report

charges form a group of similar items that are hedged with the same hedging instrument. The purpose of currency risk hedging – for cash flow exposure – is to reduce the volatility of cash flows and the comparable operating result due to fluctuating currency prices. This is done using a layered hedging strategy for the two biggest sources of currency risk and utilising diversification benefits of the portfolio of various currencies. The contracts are timed to mature when the cash flows from operating expenses are expected to be settled. The hedging limits are set only for the main contributors to currency risk: the Japanese yen and the US dollar basket consisting of the US dollar and the Hong Kong dollar. Finnair updated its risk management policy in December 2025, and hedging horizon for both Japanese yen and US dollar basket was extended from 18 months to 24 months. The hedging horizon of 24 months is divided into eight three-month periods. The risk management policy states that hedging ratio must be increased during each quarter of the year, so that for the first three months of the hedging period the hedge ratio is approximately between 70% and 95%, with target ratio being 82.5%. Thereafter, lower hedge ratio limits apply for each quarter.

The investment position includes all foreign currency denominated aircraft investments for which a binding purchase agreement has been signed as well as commitments for sale and leaseback transactions in the next four years. According to its risk management policy, Finnair Group hedges 50-100% of its aircraft investment exposure. New hedges of investments in aircraft are made as an IFRS 9 fair value hedge of a firm commitment.

Balance sheet exposure consists of foreign currency denominated financial assets and liabilities, as well as other foreign currency denominated balance sheet items, such as provisions, trade receivables, trade payables and assets held for sale. Maximum hedge ratio for balance sheet position is 100% and minimum is 0%.

At the end of the financial year, Finnair had a hedge level for net operating cash flows of 54% in the USD-basket and 47% in JPY for the coming 12 months. On the closing date – excluding hedges – a 10% strengthening of the US dollar against the euro has a negative impact on the 12-month operating result of around 70 million euros and a 10% weakening of the Japanese yen against the euro has a negative impact of around 15 million euros. On the closing date – taking hedging into account – a 10% strengthening of the US dollar weakens the operating result by around 30 million euros and a 10% weakening of the Japanese yen weakens the operating result by around 6 million euros. In the above numbers, the USD-basket risk includes the Hong Kong dollar, which historical correlation with the US dollar is high.

The hedge levels for balance sheet position at the end of the financial year were 93% for USD and 87% for Japanese yen. Sensitivities of the balance sheet position are as follows: on the closing date – excluding hedges – a 10% strengthening of the US dollar against the euro has a negative impact on the net result of around 68 million euros and a 10% strengthening of the Japanese yen against the euro has a negative impact of around 1 million euros. On the closing date – taking hedging into account – a 10% strengthening of the US dollar weakens the result by around 6 million euros and a 10% strengthening of the Japanese yen weakens the result by around 0.1 million euros.

Timing of the notional EUR mill. 31 December 2025	Notional amount (gross)	Maturity Less than 1 year	1 to 2 years	2 to 4 years
USD	943.9	772.4	100.9	70.6
JPY	120.0	115.4	4.6	-

Cross-currency interest rate swaps are included in the nominal amount calculation.

Foreign exchange P&L exposure EUR mill. 31 December 2025	JPY	USD-basket
Net forecasted operating cash flows, next 12M	201.3	-650.7
Net operating cash flow hedges, next 12M	-108.1	394.6
Weighted average exchange rate of hedging instruments against the euro	169.62	1.15
Foreign exchange exposure from operating cash flows after hedging, next 12M	**93.2**	**-256.0**

The average exchange rate of the instruments hedging highly probable forecasted sales and purchases denominated in foreign currencies is calculated by taking into account only the hedging (bought) leg of collar option structures, and therefore represents the least favorable hedged rate. The most favorable rate, calculated by including only the sold leg of collar option structures, is 1.16 for USD contracts and 168.78 for JPY instruments.

Foreign exchange balance sheet exposure EUR mill. 31 December 2025	JPY	USD
Net balance sheet items	-9.1	-435.1
Net hedges of balance sheet items	7.7	325.0
Weighted average exchange rate of hedging instruments against the euro	182.92	1.13
Foreign exchange exposure from balance sheet items after hedging	**-1.4**	**-110.1**

Foreign exchange investment exposure EUR mill. 31 December 2025	USD
Net investment position	-125.5
Net hedges of investment position	92.1
Weighted average exchange rate of hedging instruments against the euro	1.12
Foreign exchange exposure from investment position after hedging	**-33.5**

Foreign exchange P&L exposure EUR mill. 31 December 2024	JPY	USD-basket
Net forecasted operating cash flows, next 12m	168.2	-718.4
Net operating cash flow hedges, next 12m	-102.3	430.3
Weighted average exchange rate of hedging instruments against the euro	158.68	1.09
Foreign exchange exposure from operating cash flows after hedging, next 12m	**66.0**	**-288.1**

Foreign exchange balance sheet exposure EUR mill. 31 December 2024	JPY	USD
Net balance sheet items	-39.7	-676.7
Net hedges of balance sheet items	30.9	589.8
Weighted average exchange rate of hedging instruments against the euro	162.07	1.07
Foreign exchange exposure from balance sheet items after hedging	**-8.8**	**-86.8**

Consolidated income statement
Consolidated statement of comprehensive income
Consolidated balance sheet
Consolidated cash flow statement
Consolidated statement of changes in equity
Notes to the consolidated financial statements
1. Operating result
2. Fleet and other fixed assets and leasing arrangements
3. Capital structure and financing costs
4. Consolidation
5. Other notes
6. Parent company financial statements

Board of Directors' proposal on a return of capital
Auditor's report

Foreign exchange investment exposure EUR mill. 31 December 2024	USD
Net investment position	-147.1
Net hedges of investment position	75.4
Weighted average exchange rate of hedging instruments against the euro	1.09
Foreign exchange exposure from investment position after hedging	**-71.7**

Interest rate risk

Interest rate risk means the cash flow, financial performance and balance sheet uncertainty arising from interest rate fluctuations.

In Finnair Group, the interest rate risk is measured using the interest rate re-fixing period. If necessary, interest rate derivatives are used to adjust the interest rate re-fixing period. According to the risk management policy, the mandate for the investment portfolio's interest rate re-fixing period is 0-12 months and for interest-bearing liabilities 36-72 months. On the closing date, the investment portfolio's interest rate re-fixing period was approximately 3 months and approximately 56 months for interest-bearing liabilities. On the closing date, a one percentage point rise in interest rates increases the annual interest income of the investment portfolio by approximately 7.5 million euros and the interest expenses of the loan portfolio by approximately 2.7 million euros. The situation as of 31 December 2025 is a reasonable representation of conditions throughout the year given the current market environment.

Future lease agreements expose the group to interest rate risk, as the interest rate is one component of the lease price. The interest rate is fixed when the lease payments start. If necessary, the group can hedge this exposure with cash flow hedges.

		Maturity		
Timing of the notional and hedged price range EUR mill. 31 December 2025	Notional amount (gross)	Less than 1 year	1 to 2 years	2 to 4 years
Interest rate derivatives	524.3	148.2	55.4	320.6

Cross-currency interest rate swaps are included in the nominal amount calculation. Finnair has not entered into any interest rate derivatives on which it is paying a fixed rate.

Credit risk

The Group is exposed to counterparty risk when investing its cash reserves and when using derivative instruments. The credit risk is managed by only making contracts with financially sound domestic and foreign banks, financial institutions and brokers, within the framework of the risk management policy for counterparty risk limits. Liquid assets are also invested in money market funds, bonds and commercial papers issued by conservatively selected companies, according to company-specific limits. This way, risk exposure to any single counterparty is not significant. Changes in the fair value of Group loans arises from changes in FX and interest rates, not from credit risk. The Group's credit risk exposure arises from other current financial assets presented in note 3.2.1, cash and cash equivalents presented in note 3.2.2, trade receivables presented in note 1.2.3 and derivatives presented in note 3.8.

Liquidity risk

The goal of the Finnair Group is to maintain good liquidity. Liquidity is ensured by cash reserves, bank account limits, liquid money market investments and committed credit facilities. Counterparties of the Group's long-term loans are solid financial institutions with good reputations.

During 2025, Finnair strengthened its balance sheet and issued a new 300-million-euro senior unsecured bond maturing in November 2030.

The Group's cash funds were 826.6 million euros at the end of financial year 2025. Revolving credit facility of 200 million euros was undrawn on 31 December 2025. It has a financial covenant of net debt to EBITDA ratio of 3.75 or less. On the closing date, Finnair's net debt to EBITDA was 1.8. Finnair has a domestic commercial paper program of 200 million euros, which was not in use as of the closing date.

Capital management

The aim of Finnair's capital management is to secure access to the capital markets at all times despite the volatile business environment, as well as to support future business development. Through maintaining an optimal capital structure the Group also aims to minimize the cost of capital and maximize the return on capital employed. The capital structure is influenced via, for example, dividend distribution and share issues. The Group can vary and adjust the level of dividends paid to shareholders, the amount of capital returned to them or the number of new shares issued. The Group can also decide on sales of asset items in order to reduce debt.

S&P Global Ratings has assigned a long-term issuer credit rating of BB+ to Finnair Plc, with a stable outlook. A public rating enables deeper funding sources from the debt capital markets and increases the execution certainty of financing transactions.

The development of the Group's capital structure is continuously monitored using the adjusted gearing ratio and net debt to EBITDA ratio. When calculating adjusted gearing, adjusted interest-bearing net debt is divided by the amount of shareholders' equity. The Group's adjusted gearing at the end of 2025 was 116.3% (154.8), and net debt to EBITDA was 1.8 (2.0).

Sensitivity analysis of the fair value reserve

If the price of Jet fuel CIF NWE had been 10% higher, the balance of the reserve would have been 37.6 million euros (39.1) higher. Correspondingly, a 10% weaker Jet fuel CIF NWE price would have reduced the reserve by 44.0 million euros (43.2). In terms of the US dollar, a 10% weaker level would have lowered the balance of the fair value reserve by 36.0 million euros (38.7) and a 10 % stronger dollar would have had a positive impact of 36.7 million euros (41.8). In terms of Japanese yen, a 10% stronger yen would have had a negative impact of 9.9 million euros (9.5), and a 10% weaker level would have increased the balance of the fair value reserve by 9.9 million euros (9.8). The effect of change in interests to the fair value reserve in own equity is not material. The enclosed sensitivity figures do not take into account any change in deferred tax liability (tax assets).

Consolidated income statement
Consolidated statement of comprehensive income
Consolidated balance sheet
Consolidated cash flow statement
Consolidated statement of changes in equity
- **Notes to the consolidated financial statements**
  1. Operating result
  2. Fleet and other fixed assets and leasing arrangements
  3. Capital structure and financing costs
  4. Consolidation
  5. Other notes
  6. Parent company financial statements

Board of Directors' proposal on a return of capital
Auditor's report

3.6 Classification of financial assets and liabilities

EUR mill.	Hedge accounting items	Fair value through profit and loss	Amortised cost	Book value
31 Dec 2025				
Financial assets				
Receivables	-	-	60.7	60.7
Other financial assets	-	531.4	-	531.4
Trade receivables and other receivables	-	-	244.8	244.8
Derivatives	32.0	0.3	-	32.2
Cash and cash equivalents	-	-	529.6	529.6
Book value total	**32.0**	**531.6**	**835.1**	**1,398.7**
Fair value total	**32.0**	**531.6**	**835.1**	**1,398.7**
Financial liabilities				
Interest-bearing liabilities	-	-	1,020.1	1,020.1
Lease liabilities	-	-	762.7	762.7
Derivatives	55.9	18.5	-	74.5
Trade payables and other liabilities	-	-	253.4	253.4
Book value total	**55.9**	**18.5**	**2,036.2**	**2,110.6**
Fair value total	**55.9**	**18.5**	**1,791.9**	**1,866.4**

EUR mill.	Hedge accounting items	Fair value through profit and loss	Amortised cost	Book value
31 Dec 2024				
Financial assets				
Receivables	-	-	59.6	59.6
Other financial assets	-	664.9	-	664.9
Trade receivables and other receivables	-	-	250.5	250.5
Derivatives	55.3	11.2	-	66.5
Cash and cash equivalents	-	-	219.1	219.1
Book value total	**55.3**	**676.1**	**529.2**	**1,260.7**
Fair value total	**55.3**	**676.1**	**529.2**	**1,260.7**
Financial liabilities				
Interest-bearing liabilities	-	-	860.8	860.8
Lease liabilities	-	-	1,004.4	1,004.4
Derivatives	62.6	0.0	-	62.6
Trade payables and other liabilities	-	-	240.4	240.4
Book value total	**62.6**	**0.0**	**2,105.7**	**2,168.3**
Fair value total	**62.6**	**0.0**	**1,868.8**	**1,931.4**

In this note interest rate derivatives (currency and interest-rate swaps) are included in derivatives. Item Receivables mainly includes USD-denominated security deposits for leased aircraft. Trade payables and other liabilities include: trade payables and other interest-bearing and non-interest-bearing liabilities.

Derivatives are valued at fair value, with further details in the fair value hierarchy. Financial assets valued at fair value are money market funds (fair value hierarchy level 1) and bonds, or commercial papers (fair value hierarchy level 2). Receivables are mainly current and the book value is equivalent to the fair value, because the discount effect is not significant. Issued senior bonds make the most significant part of the loans valued at amortised cost. Breakdown of fair values of financial liabilities is presented in note 3.3. The valuation principles of financial assets and liabilities are outlined in the accounting principles.

Fair value hierarchy of financial assets and liabilities valued at fair value

Fair values at the end of the reporting period

EUR mill.	31 Dec 2025	Level 1	Level 2
Assets			
Financial assets at fair value			
Securities held for trading	531.4	492.4	39.0
Derivatives			
Currency and interest rate swaps and options	19.1	-	19.1
- of which in fair value hedge accounting	19.1	-	19.1
Currency derivatives	8.7	-	8.7
- of which in fair value hedge accounting	0.0	-	0.0
- of which in cash flow hedge accounting	8.5	-	8.5
Commodity derivatives	4.4	-	4.4
- of which in cash flow hedge accounting	4.4	-	4.4
Total	**563.6**	**492.4**	**71.2**
Liabilities			
Financial liabilities at fair value			
Derivatives			
Currency and interest rate swaps and options	34.2	-	34.2
- of which in fair value hedge accounting	15.6	-	15.6
Currency derivatives	14.5	-	14.5
- of which in cash flow hedge accounting	9.4	-	9.4
Commodity derivatives	25.8	-	25.8
- of which in cash flow hedge accounting	25.8	-	25.8
Total	**74.5**	-	**74.5**

During the financial year, there were no transfers between fair value hierarchy Levels 1 and 2.

The fair values of hierarchy Level 1 are fully based on quoted (unadjusted) prices in active markets of the same assets and liabilities.

The fair values of Level 2 instruments are, to a significant extent, based on input data other than the quoted prices included in Level 1, but still mainly based on directly observable data (price) or indirectly observable data (derived from price) for the particular asset or liability.

On the other hand, the fair values of Level 3 instruments are based on asset or liability input data that is not based on observable market information (unobservable inputs). The fair values are based on confirmations supplied by counterparties, based on generally accepted valuation models.

Consolidated income statement
Consolidated statement of comprehensive income
Consolidated balance sheet
Consolidated cash flow statement
Consolidated statement of changes in equity
- **Notes to the consolidated financial statements**
  1. Operating result
  2. Fleet and other fixed assets and leasing arrangements
  3. Capital structure and financing costs
  4. Consolidation
  5. Other notes
  6. Parent company financial statements

Board of Directors' proposal on a return of capital
Auditor's report

A = Accounting principles

3.7 Offsetting financial assets and liabilities

EUR mill.	2025	2024
Derivative assets gross amounts	32.2	66.5
Amounts of financial assets presented in the balance sheet	**32.2**	**66.5**
Enforceable master netting agreement	-32.0	-49.7
Derivative assets net amount	**0.2**	**16.9**

EUR mill.	2025	2024
Derivative liabilities gross amounts	-74.5	-62.6
Amounts of financial liabilities presented in the balance sheet	**-74.5**	**-62.6**
Enforceable master netting agreement	32.0	49.7
Derivative liabilities net amount	**-42.4**	**-13.0**

For the above financial assets and liabilities, subject to enforceable master netting arrangements or similar arrangements, each agreement between the Group and the counterparty allows net settlement of the relevant financial assets and liabilities when both parties choose to settle on a net basis. In the absence of such mutual decision, financial assets and liabilities will be settled on a gross basis. However, each party of the master netting agreement, or similar agreement, will have the option to settle on a net basis in the event of default of the other party. Depending on the terms of each agreement, an event of default includes failure by a party to make a payment when due, failure by a party to perform any obligation required by the agreement (other than payment), if such failure is not remedied within periods of 30 to 60 days after notice of such failure is given to the party, or bankruptcy.

3.8 Derivatives

A Derivative contracts and hedge accounting

According to its risk management policy, Finnair Group uses foreign currency, interest rate and commodity derivatives to reduce the exchange rate, interest rate and commodity risks which arise from the Group's balance sheet items, foreign currency denominated purchase agreements, anticipated foreign currency denominated purchases and sales as well as future jet fuel purchases. It is the Group's policy not to enter into derivative financial contracts for speculative purposes.

The derivatives are initially recognised as well as subsequently valued at fair value in each financial statement and interim report. The fair values of the derivatives are based on the value at which the instrument could be exchanged between knowledgeable, willing and independent parties, with no compulsion to sell or buy in the sales situation. The fair values of derivatives are determined as follows:

The fair values of all derivatives are calculated using the exchange rates, interest rates, volatilities and commodity price quotations on the closing date. The fair values of currency forward contracts are calculated as the present value of future cash flows. The fair values of currency options are calculated using the Black-Scholes option pricing model. The fair values of interest rate swap contracts are calculated as the present value of future cash flows. The fair values of cross-currency interest rate swap contracts are calculated as the present value of future cash flows. The fair values of interest rate options are calculated using generally accepted option valuation models. The fair values of commodity forward contracts are calculated as the present value of future cash flows. The fair values of commodity options are calculated using generally accepted option valuation models.

The Group uses credit valuation adjustment for cross-currency interest rate swaps as the maturities of these derivatives are long. The credit valuation adjustment is not done for the rest of the derivatives as the maturities for these are short and the impact would not be material. Credit risk management is described in more detail in note 3.5.

Gains and losses arising from changes in the fair value are presented in the financial statements according to the original classification of the derivative. Gains and losses on derivatives qualifying for hedge accounting are recognised in accordance with the nature of the risk being hedged. At inception, derivative contracts are designated as hedges of future cash flows, hedges of the fair value of recognised assets or liabilities and binding purchase contracts (cash flow hedges or fair value hedges) or as derivatives not meeting the hedge accounting criteria or to which hedge accounting is not applied (economic hedges). Hedging of the fair value of net investments of foreign units or embedded derivatives have not been used.

At the inception of hedge accounting, Finnair Group documents the economic relationship and the hedge ratio between the hedged item and the hedging instrument, as well as the Group's risk management objectives and the strategy for the inception of hedging. At the inception of hedging, and at least at the time of each financial statement, the Group documents and assesses the effectiveness of hedge relationships by examining the past and prospective capacity of the hedging instrument to offset changes in the fair value of the hedged item or changes in cash flows. The values of derivatives in a hedging relationship are presented in the balance sheet item Short–term financial asset and liabilities.

Finnair Group implements the IFRS hedge accounting principles in the hedging of future cash flows (cash flow hedging). The principles are applied to the price and foreign currency risk of jet fuel, the foreign currency risk of lease payments and the foreign currency risk of highly probable future sales and costs denominated in foreign currencies. The IFRS fair value hedge accounting principles are applied to the hedging of foreign exchange and interest rate risk of aircraft.

The change in the fair value of the effective portion of derivative instruments that have been designated and qualify as cash flow hedges are recognised in comprehensive income and presented within equity in the fair value reserve, to the extent that the requirements for the application of hedge accounting have been fulfilled and the hedge is effective. The gains and losses, recognised in the fair value reserve, are transferred to the income statement in the period in which the hedged item is recognised in the income statement. When a hedging instrument expires or is sold, terminated or exercised, or the criteria for cash flow hedge accounting are no longer fulfilled, but the hedged forecast transaction is still expected to occur, the cumulative gain or loss at that point remains in the hedge reserve and is recognised in accordance with the above policy when the transaction occurs. If the underlying hedged transaction is no longer expected to take place, the cumulative unrealised gain or loss recognised in the hedge reserve with respect to the hedging instrument is recognised immediately in the consolidated income statement.

The effectiveness of hedging is tested on a quarterly basis. The effective portion of the hedges is recognised in the fair value reserve of other comprehensive income, from which it is transferred to the income statement when the hedged item is realised or, in terms of investments, as an acquisition cost adjustment.

Fair value hedging is implemented on firm orders of new aircraft, and in order to hedge the fixed interest rate bond. The binding purchase agreements for new aircraft are treated as firm commitments under IFRS, and therefore, the fair value changes of the hedged part arising from foreign currency movements are recognised in the balance sheet as an asset item, and corresponding gains or losses recognised through profit and loss. Similarly, the fair value of instruments hedging these purchases is presented in the balance sheet as a liability or receivable, and the change in fair value is recognised in profit and loss.

The gain or loss related to the effective portion of the interest rate swap, which hedges the fixed interest rate bond, is recognised as financial income or expenses in the income statement. The gain or loss related to the ineffective portion is recognised within other operating income and expenses in the income statement. The change in the fair value attributable to the interest rate risk of the hedged fixed interest rate loans is recognised in the financial expenses in the income statement.

If the hedge no longer meets the criteria for hedge accounting, the adjustment to the carrying amount of a hedged item, for which the effective interest method is used, is amortized to profit or loss over the period to maturity.

Finnair Group uses cross-currency interest rate swaps in the hedging of the interest rate and foreign exchange risks of foreign currency denominated loans. Cross-currency interest rate swaps are excluded from hedge accounting, and therefore the fair value changes are recognised in derivative assets and liabilities in the balance sheet, as well as in the financial income and expenses in the income statement. The fair value changes of the loans are simultaneously recognised in the financial income and expenses. Realised foreign exchange rate differences, as well as interest income and expenses, are recognised in the financial income and expenses against the exchange rate differences and interest income and expenses of the loan.

Finnair Group uses jet fuel swaps (forward contracts) and options in the hedging of jet fuel price risk. Unrealised gains and losses on derivatives hedging jet fuel, which are designated as cash flow hedges and fulfil the requirements of IFRS hedge accounting, are recognised in the hedging reserve within other comprehensive income. Accrued derivative gains and losses, recognised in shareholders' equity, are recognised as income or expense in the income statement in the same financial period as the hedged item is recognised in the income statement. If a forecasted cash flow is no longer expected to occur, and as a result the IFRS hedge accounting criteria are not fulfilled, the fair value changes and the accrued gains and losses reported in shareholders' equity are transferred to the items affecting comparability in the income statement. Changes in the fair value of jet fuel swaps and options excluded from hedge accounting are recognised in fair value changes in derivatives in the income statement, while the realised result is presented in fuel costs.

For forward and option contracts, an economic relationship exists between the hedged item and the hedging instrument as the hedging instrument and the hedged item are expected to move in opposite directions because of the same underlying exposure. This is true for all hedge relationships except for the SING consumption hedged with NWE hedges (as described in section 3.5). In that case, the underlying is different, but the underlying hedged item (SING) and the hedge (NWE) have a historical correlation of 0.99. Therefore, it can be classified as a relationship where the underlying and

Consolidated income statement
Consolidated statement of comprehensive income
Consolidated balance sheet
Consolidated cash flow statement
Consolidated statement of changes in equity
Notes to the consolidated financial statements
1. Operating result
2. Fleet and other fixed assets and leasing arrangements
3. Capital structure and financing costs
4. Consolidation
5. Other notes
6. Parent company financial statements
Board of Directors' proposal on a return of capital
Auditor's report

the hedge are economically closely related. Ineffectiveness on fuel derivatives can also arise from timing differences on the notional amount between the hedged instrument and hedged item, significant changes in credit risk of parties to the hedging relationship and changes in the total amount of the hedged item, for instance if the underlying fuel consumption forecast is not accurate enough, that can result in overhedging. However, as Finnair usually hedges less than 100% of its exposure, the risk of overhedging is insignificant. Finnair has established a hedge ratio of 1:1 for hedging relationships.

Finnair uses forward contracts and options to hedge its exposure to foreign currency denominated cash flows. The hedges of cash flows denominated in foreign currencies are treated as cash flow hedges in accounting, in accordance with the hedge accounting principles of IFRS 9. Unrealised gains and losses on hedges of forecasted cash flows qualifying for hedge accounting are recognised in the hedging reserve in OCI, while the change in the fair value of such hedges not qualifying for hedge accounting is recognised in Fair value changes in derivatives and changes in exchange rates of fleet overhauls in the income statement. The change in fair value recognised in the hedging reserve in equity is transferred to the income statement when the hedged transaction is realised. Forward points are included in the hedging instrument and in the hedge relationship. Potential sources of ineffectiveness include changes in the timing of the hedged item, significant changes in the credit risk of parties to the hedging relationship and changes in the total amount of the hedged item, for instance if the underlying cash flow forecast is not accurate enough, that can result in overhedging. However, as Finnair usually hedges less than 100% of its exposure, the risk of overhedging is insignificant. Realised profit or loss on derivatives hedging JPY-denominated operating cash flows is presented in revenue, realised profit or loss on derivatives hedging a group of similar USD costs is proportionally recognised in corresponding expense lines, while profit or loss on derivatives hedging cash flows denominated in other currencies is presented in Other expenses.

The hedge ratio is defined as the relationship between the quantity of the hedging instrument and the quantity of the hedged item in terms of their relative weighting. With currency hedging, the hedge ratio is typically 1:1. For forward and option contracts, an economic relationship exists between the hedged item and the hedging instrument as there is an expectation that the value of the hedging instrument and the value of the hedged item would move in opposite directions because of the common underlying exposure.

Changes in the fair value of interest rate derivatives not qualifying for hedge accounting are recognised in financial income and expenses in the income statement. Changes in the fair value as well as realised gain or loss on forward contracts used to hedge foreign currency denominated balance sheet items of Finnair Group are recognised in financial expenses. Changes in the fair value and the realised result of hedges of assets held for sale are recognised in Items affecting comparability.

Cost of hedging
At Finnair, the time value of an option is excluded from the designation of a financial instrument and accounted for as a cost of hedging. Upon initial recognition, Finnair defers any paid premium in the cost of hedging reserve within other comprehensive income. The fair value changes of the time value are recognised in the cost of hedging reserve within other comprehensive income. The premium will be transferred to the consolidated income statement in the same period that the underlying transaction affects the consolidated income statement for transaction-related hedges. As of 31 December 2025, Finnair has deferred premiums only on transaction-related hedges. A

! Critical accounting estimates and sources of uncertainty
Finnair accounts for its cash flow hedges of forecasted foreign currency denominated purchases and sales and future jet fuel purchases in accordance with the IFRS 9. Under the hedge accounting principles, a forecast transaction can be designated as a hedged item only if that transaction is considered as highly probable. The evaluation of probability is based on the management forecasts about the future level of Finnair's operations and cash flows. Such forecasts require the use of management judgement and assumptions, which inherently contain some degree of uncertainty. Should the expected circumstances or outcome change in the future, the management would need to reassess whether a hedged forecast transaction is still highly likely to occur. This could be the case if, for example, the expected recovery and thus the expected jet fuel consumption levels would not realise as expected. Should the forecast transaction no longer be highly probable, it would no longer qualify as an eligible hedged item and hedge accounting would need to be discontinued. Should it no longer be expected to occur at all, the balance of the cash flow hedge reserve included in other comprehensive income would need to be reclassified to profit or loss. !

	2025				2024			
EUR mill.	Nominal value	Positive fair values	Negative fair values	Fair net value	Nominal value	Positive fair values	Negative fair values	Fair net value
Currency derivatives								
Jet fuel currency hedging								
Operational cash flow hedging (forward contracts)	446.6	8.0	-8.6	-0.6	490.8	19.5	-0.7	18.8
Operational cash flow hedging, bought options	56.1	0.5	-	0.5	41.7	1.2	-	1.2
Operational cash flow hedging, sold options	51.8	-	-0.9	-0.9	37.8	-	-0.2	-0.2
Fair value hedging of aircraft acquisitions	92.1	0.0	-5.0	-5.0	75.4	1.8	0.0	1.8
Hedge accounting items total	**646.6**	**8.5**	**-14.5**	**-6.0**	**645.7**	**22.6**	**-0.9**	**21.6**
Balance sheet hedging (forward contracts)	143.0	0.3	0.0	0.3	305.6	0.7	0.0	0.6
Items outside hedge accounting total	**143.0**	**0.3**	**0.0**	**0.3**	**305.6**	**0.7**	**0.0**	**0.6**
Currency derivatives total	**789.6**	**8.7**	**-14.5**	**-5.7**	**951.3**	**23.2**	**-1.0**	**22.3**
Commodity derivatives								
Jet fuel forward contracts, tonnes	691,000	1.1	-17.3	-16.2	598,000	1.0	-26.6	-25.6
Bought options, jet fuel, tonnes	210,000	3.2	-0.2	3.0	231,000	5.4	-	5.4
Sold options, jet fuel, tonnes	210,000	0.1	-8.3	-8.2	231,000	-	-14.9	-14.9
Hedge accounting items total	**-**	**4.4**	**-25.8**	**-21.4**	**-**	**6.4**	**-41.6**	**-35.2**
Commodity derivatives total	**-**	**4.4**	**-25.8**	**-21.4**	**-**	**6.4**	**-41.6**	**-35.2**
Interest rate derivatives								
Interest rate swaps	250.0	19.1	-15.6	3.4	250.0	26.4	-20.1	6.3
Hedge accounting items total	**250.0**	**19.1**	**-15.6**	**3.4**	**250.0**	**26.4**	**-20.1**	**6.3**
Cross currency interest rate swaps	274.3	-	-18.5	-18.5	342.0	10.5	-	10.5
Items outside hedge accounting total	**274.3**	**0.0**	**-18.5**	**-18.5**	**342.0**	**10.5**	**0.0**	**10.5**
Interest rate derivatives total	**524.3**	**19.1**	**-34.2**	**-15.1**	**592.0**	**37.0**	**-20.1**	**16.8**
Derivatives total*	**-**	**32.2**	**-74.5**	**-42.2**	**-**	**66.5**	**-62.6**	**3.9**

* Positive (negative) fair value of hedging instruments as of 31.12.2025 is presented in the statement of financial position in the item derivative financial instruments within current assets (derivative financial instruments within current liabilities).

A = Accounting principles
! = Critical accounting estimates

Consolidated income statement

Consolidated statement of comprehensive income

Consolidated balance sheet

Consolidated cash flow statement

Consolidated statement of changes in equity

- **Notes to the consolidated financial statements**
  1. Operating result
  2. Fleet and other fixed assets and leasing arrangements
  3. Capital structure and financing costs
  4. Consolidation
  5. Other notes
  6. Parent company financial statements

Board of Directors' proposal on a return of capital

Auditor's report

A = Accounting principles

Hedged items in hedge relationships

	Carrying amount of the hedged item		Accumulated amount of fair value hedge adjustments included in the carrying amount of the hedged item		Line item in the statement of financial position in which the hedged item is included	Changes in fair value of the hedged item used for calculating hedge ineffectiveness, previous 12 months	Changes in fair value of the hedging instrument used for calculating hedge ineffectiveness, previous 12 months
31 December 2025	**Assets**	**Liabilities**	**Assets**	**Liabilities**			
Cash flow hedges							
Jet fuel price risk							
- Forecasted jet fuel purchases	-	-	-	-	-	-149.1	28.1
Foreign exchange risk							
- Forecasted sales and purchases, USD	-	-	-	-	-	125.9	-23.4
- Forecasted sales and purchases, JPY	-	-	-	-	-	-27.6	-0.3
Fair value hedges							
Foreign exchange risk							
- Aircraft acquisitions	5.0	-	5.0	-	Non-current assets	17.0	-7.0
Interest rate risk							
- Fixed rate loans	-	247.1	-	-2.9	Interest-bearing liabilities	-2.9	2.9

Ratings of derivative counterparties

EUR mill.	2025	2024
Better than A	-26.4	11.4
A	-13.5	4.9
BBB	-2.4	-12.4
Total	**-42.2**	**3.9**

Derivatives realised through profit and loss

EUR mill.		2025	2024
Jet fuel hedging	Fuel costs	-29.5	-11.9
Operational cash flow hedging	Fuel costs	-11.5	5.8
Operational cash flow hedging	Aircraft materials and overhaul	-1.3	0.8
Operational cash flow hedging	Traffic charges	-0.4	0.2
Operational cash flow hedging	Revenue	7.4	5.5
Interest rate swaps	Financial expenses	0.9	-7.3
Expenses of hedge accounting items total		**-34.4**	**-6.9**
Jet fuel hedging	Fuel costs	-	0.0
Balance sheet hedging	Financial expenses	-16.3	15.7
Cross-currency interest rate swaps	Financial expenses	4.6	4.4
Expenses of items outside hedge accounting total		**-11.8**	**20.2**

3.9 Equity-related information

A Shareholders' equity

The nominal value of shares had been recognised in the share capital before an amendment to the Articles of Association registered on 22 March 2007. Share issue profit and gains on sale of own shares had been recognised in other restricted funds before the change in the Limited Liability Company Act in 2006.

The subscription proceeds from the 2007 share issue less transaction costs after taxes as well as share-based payments according to IFRS 2 have been recognised in the unrestricted equity funds.

The rights issue proceeds from 2020 and 2023 less the transaction costs after taxes have been recognised in the unrestricted equity funds.

Hedging reserve and other OCI items include changes in the fair value of derivative instruments used in cash-flow hedging, in addition to actuarial gains and losses related to defined benefit pension plans, cost of hedging and translation differences.

The acquisition cost of repurchased owned shares less the transaction costs after taxes is charged to equity until the shares are cancelled or reissued. The consideration received for sale or issue of own shares is included in equity.

The dividend proposed by the Board of Directors is not deducted from distributable equity until approved at the Annual General Meeting. A

Number of shares	2025	2024
Number of outstanding shares in the beginning of the financial year	204,555,108	20,431,573,617
Shares granted from FlyShare employee share savings plans	-	9,419,258
Directed share issue without consideration	-	4,714,922
Reverse split	-	-20,241,250,720
Executive Board Rebuild Incentive Plan	-	98,031
Shares granted from the LTI bonus scheme 2023–2025, earning period 2023–2024	235,447	-
Number of outstanding shares at the end of the financial year	**204,790,555**	**204,555,108**
Own shares held by the parent company	20,837	256,284
Total number of shares at the end of the financial year	**204,811,392**	**204,811,392**

Finnair Plc's share capital, paid in its entirety and registered in the trade register, was at 75,442,904.30 euros at the end of 2024 and 2025. The shares have no nominal value.

Consolidated income statement
Consolidated statement of comprehensive income
Consolidated balance sheet
Consolidated cash flow statement
Consolidated statement of changes in equity
- **Notes to the consolidated financial statements**
  1. Operating result
  2. Fleet and other fixed assets and leasing arrangements
  3. Capital structure and financing costs
  4. Consolidation
  5. Other notes
  6. Parent company financial statements

Board of Directors' proposal on a return of capital
Auditor's report

Group's hedging reserve and other OCI items

EUR mill.	2025	Amounts reclassified to profit or loss	Unrealised gains and losses recognised in OCI	Change in accounting principles	2024	Line item affected in profit or loss because of the reclassification
Jet fuel price hedging	-15.6	29.5	-13.3	-	-31.9	Fuel costs
Operating cash flow hedging	-0.9	5.8	-26.2	-	19.5	Revenue and cost lines*
Hedging of interest related to future lease payments	-1.4	0.7	-	-	-2.1	Lease payments for aircraft
The actuarial gains and losses of defined benefit plan	118.0	-	23.3	-	94.6	
Cost of hedging reserve	-5.8	-	-2.9	-	-2.9	
Tax effect	-18.9	-	-3.4	-	-15.4	
Total	**75.4**	**36.0**	**-22.4**	**-**	**61.8**	

* Forward and option contracts hedging forecasted sales and purchases denominated in foreign currencies are hedges of a group of similar hedged items, and the amounts reclassified from OCI to P&L are proportionally allocated to different cost lines based on the realised cost amounts. Amounts reclassified to revenue and different cost lines are specified in the table "Derivatives realised through profit or loss" in note 3.8.

Maturity dates of fair values recognised in the hedging reserve

EUR mill.	2026	2027	2028	2029	2030	Later	Total
Jet fuel price hedging	-12.3	-3.3	-	-	-	-	-15.6
Operating cash flow hedging	-0.9	0.0	-	-	-	-	-0.9
Hedging of interest related to future lease payments	-0.7	-0.6	-	-	-	-	-1.4
The actuarial gains and losses of defined benefit plan	118.0	-	-	-	-	-	118.0
Cost of hedging reserve	-5.8	-	-	-	-	-	-5.8
Tax effect	-19.6	0.8	-	-	-	-	-18.9
Total	**78.5**	**-3.1**	**0.0**	**0.0**	**0.0**	**0.0**	**75.4**

Earnings per share

The basic earnings per share figure is calculated by dividing the result for the financial year attributable to the parent company's shareholders by the weighted average number of shares outstanding during the financial year. When calculating the earnings per share adjusted for dilution, the weighted average of the number of shares takes into account the diluting effect resulting from the conversion into shares all potentially diluting shares. Finnair has not granted any options.

EUR mill.	2025	2024
Result for the financial year, EUR mill.	18.4	37.0
Adjusted result for the financial year	**18.4**	**37.0**
Weighted average number of shares, mill. Pcs	204.7	204.5
Basic earnings per share, EUR	0.09	0.18
Diluted earnings per share, EUR	0.09	0.18
Effect of own shares, EUR	0.00	0.00

Return of capital per share

The Board of Directors proposes to the Annual General Meeting that a return of capital of 0.09 euros per share be distributed to shareholders. The return of capital shall be paid in two instalments. The first instalment of 0.05 euros per share shall be paid to a shareholder who is registered in the shareholder register of the company maintained by Euroclear Finland Oy on the record date of 26 March 2026. The payment date proposed by the Board of Directors for this instalment is 8 April 2026. The second instalment of 0.04 euros per share shall be paid in November 2026. It shall be paid to a shareholder who is registered in the shareholder register of the company maintained by Euroclear Finland Oy on the record date, which, together with the payment date, shall be decided by the Board of Directors in its meeting scheduled for 26 October 2026.

Finnair Plc's distributable equity

EUR mill.	2025
Hedging reserve	-17.9
Unrestricted equity funds	1,323.3
Retained earnings	-698.1
Result for the financial year	-66.1
Distributable equity total	**541.3**

Consolidated income statement
Consolidated statement of comprehensive income
Consolidated balance sheet
Consolidated cash flow statement
Consolidated statement of changes in equity
- **Notes to the consolidated financial statements**
  1. Operating result
  2. Fleet and other fixed assets and leasing arrangements
  3. Capital structure and financing costs
  4. Consolidation
  5. Other notes
  6. Parent company financial statements

Board of Directors' proposal on a return of capital
Auditor's report

4 Consolidation

ℹ Notes under the Consolidation section include a description of the general consolidation principles and methods of consolidation. The aim of the section is to provide an overall picture of the Group's structure and principles applied in preparing consolidated financial statements and classifying ownership interests. In addition, notes include information about subsidiaries and joint ventures held, acquired or sold by the Group. ℹ

4.1 General consolidation principles

Consolidation

Consolidation, the consolidation method and classification of ownership interests depend on whether Group has power to control or jointly control the entity or if it has significant influence or other interests in the entity. When Group has the power to control the entity, it is consolidated as a subsidiary in the Group according to principles described in the note 4.2 Subsidiaries. When Group has joint control or significant influence over an entity but does not have the power to control, an entity is accounted for by using the equity method according to principles set in note 4.4 Investments in associates and joint ventures. If Group does not have power to control nor significant influence in the entity, its ownership interests are classified as financial assets available for sale and accounted for according to principles described in the note 3.2 Financial assets.

4.2 Subsidiaries

🅐 **Consolidation principles of subsidiaries**
Finnair Plc's consolidated financial statements include the parent company Finnair Plc and all of its subsidiaries. Subsidiaries are defined as companies in which Finnair has control. Control exists when Finnair has rights to variable returns from its involvement with the entity and has the ability to affect those returns through its power over the entity. Usually Finnair has power over the entity when it owns more than 50% of the votes or where Finnair otherwise has the power to govern the financial and operating policies. The acquired subsidiaries are included in the consolidated financial statements from the day the Group has control, and disposed subsidiaries until the control ceases.

Acquired and established companies are accounted for using the acquisition method of accounting. Accordingly, the acquired company's identifiable assets, liabilities and contingent liabilities are measured at fair value on the date of acquisition. The excess between purchase price and fair value of the Group's share of the identifiable net assets is recognised as goodwill.

All inter-company transactions, balances and unrealised gains on transactions between group companies are eliminated. Unrealised losses are also eliminated unless there is evidence of impairment related to the transferred asset. The accounting principles of subsidiaries have been changed to correspond Group's accounting policies. 🅐

Subsidiaries

Name of the company	Group ownership %	Name of the company	Group ownership %
Finnair Cargo Oy, Finland	100.0	Finnair Business Services Oü, Estonia	100.0
Finnair Aircraft Finance Oy, Finland	100.0	Amadeus Finland Oy, Finland	95.0
Finnair Technical Services Oy, Finland	100.0	Oy Aurinkomatkat - Suntours Ltd Ab, Finland	100.0
Finnair Kitchen Oy, Finland	100.0	Matkayhtymä Oy, Finland	100.0

Aurinko Oü was liquidated on 19 March 2025.

4.3 Acquisitions and divestments

There were no business acquisitions or divestments in 2025 and 2024.

4.4 Investments in joint ventures

🅐 Companies where the Group has joint control with another entity and significant decisions require both parties approval are considered as joint ventures and those are accounted for using the equity method. The group has no joint arrangements classified as joint operations in which the group would have rights to shares in the assets or liabilities of the joint ventures and which it would combine with its balance sheet.

The investment in joint ventures include goodwill recognised at the time of acquisition. The Group recognises its share of the post-acquisition results in joint ventures in the income statement. When the Group's share of losses in a joint venture equals or exceeds its interest in the joint venture, the Group does not recognise further losses, unless it has incurred obligations on behalf of the joint venture.

Results from the transactions between the Group and its joint ventures are recognised only to the extent of unrelated investor's interests in the joint ventures. The Group determines at each reporting date whether there is any objective evidence that the investment in the joint ventures is impaired. In case of such indications, Group calculates the amount of impairment as the difference between the recoverable amount of the joint venture and its carrying value. The impairment is recognised in share of results in joint ventures.

Accounting policies of joint ventures have been changed to correspond with the accounting policies adopted by the Group. If financial statements for the period are not available, the share of the profit of certain joint ventures is included in the consolidated accounts based on the preliminary financial statements or latest available information. 🅐

Information on the Group's joint ventures

Nordic Regional Airlines AB (Norra) operates mainly purchased traffic for Finnair. The owners (Finnair 40% and Danish Air Transport 60%) have joint control over the entity. In the balance sheet of Finnair, Norra has been classified as a joint venture.

EUR mill.	Domicile	Assets	Liabilities	Revenue	Profit/Loss	Holding %
31 Dec 2025	Sweden	74.4	70.5	90.7	2.8	40.00
31 Dec 2024	Sweden	90.4	89.2	88.2	0.9	40.00

The result of associated companies and joint ventures for 2025 was 2.8 (0.9) million euros, of which Finnair's share was 0.0 (0.0) million euros. Investments in joint ventures in consolidated balance sheet were 0.0 (0.0) million euros. More information on transactions with joint ventures can be found in the note 4.5 Related party transactions.

4.5 Related party transactions

Related parties of the Finnair Group includes its subsidiaries, management (the Board of Directors, the CEO and the Executive Board), their close family members and companies controlled by them or their close family members, associated companies and joint ventures, Finnair pension fund and Finnair Group sickness fund. Subsidiaries are listed in the note 4.2 and joint ventures in note 4.4. Related party transactions include such operations that are not eliminated in the Group's consolidated financial statements.

The State of Finland, which has control over Finnair, owns 55.7% (55.7) of Finnair's shares. All the transactions with other government owned companies and other related parties are on arm's length basis, and are on similar terms than transactions carried out with independent parties. The following transactions have taken place with related party entities:

ℹ = Content of the section
🅐 = Accounting principles

Consolidated income statement
Consolidated statement of comprehensive income
Consolidated balance sheet
Consolidated cash flow statement
Consolidated statement of changes in equity
- **Notes to the consolidated financial statements**
  1. Operating result
  2. Fleet and other fixed assets and leasing arrangements
  3. Capital structure and financing costs
  4. Consolidation
  5. Other notes
  6. Parent company financial statements

Board of Directors' proposal on a return of capital
Auditor's report

i = Content of the section
A = Accounting principles
! = Critical accounting estimates

EUR mill.	2025	2024
Sales of goods and services		
Joint venture	25.1	26.0
Pension fund	0.0	0.2
Sickness fund	0.0	0.2
Employee benefits		
Pension fund	29.9	49.4
Sickness fund	1.0	0.7
CEO and Executive Board	5.0	4.8
The Board of Directors	0.6	0.5
Purchases of goods and services		
Joint venture	90.0	88.6
Pension fund	2.4	2.4
Financial income		
Pension fund	2.9	3.8
Receivables		
Joint venture	9.8	7.0
Pension fund	94.3	95.0
Sickness fund	0.0	0.2
Liabilities		
Joint venture	5.2	5.6
Pension fund	17.8	16.3
Sickness fund	0.1	0.0

The employee benefits of pension fund changed mainly due to the obligations of Finnair Pension Fund, for which indexation was partially returned. Employee benefits and receivables from pension fund are related to defined benefit pension plans in Finnair Pension Fund. These are described more detailed in the note 1.3.8.2. Management remuneration is presented in note 1.3.8.1. Management has not been granted any loans and there have not been any other transactions with management. More information on joint venture can be found in the note 4.4.

Finnair Pension Fund

The Finnair Pension Fund in Finland is a stand-alone legal entity which mainly provides additional pension coverage to Finnair's personnel in the form of defined benefit plan, and manages related pension assets. The assets include Finnair's shares representing 0.1% (0.1%) of the company's outstanding shares. Real estate and premises owned by the Pension Fund have been mainly leased to Finnair. In 2025 and 2024 Finnair did not pay any contributions to the Pension Fund. Pension asset was 94.3 million euros (95.0) at the end of the financial year.

Finnair sickness fund

The Finnair sickness fund in Finland is a stand-alone legal entity which provides its members the possibility to seek best possible care by compensating related medical costs. The fund's sphere of operation consists of persons (members) employed by group companies (shareholders). The activities of the insurance fund are financed by contributions collected from shareholders and members.

5 Other notes

i Other notes include all such notes that do not specifically relate to any previous subject matters. i

5.1 Income taxes

A The tax expense for the period includes current and deferred tax and adjustments to previous years' taxation. Tax is recognised in the income statement, except to the extent that it relates to items recognised in other comprehensive income or other equity items.

Deferred taxes are calculated for temporary differences between accounting and taxation using the valid tax rates for future years at the closing date. Deferred tax asset is recognised to the extent that realisation of the related tax benefit through future profits is probable. Temporary differences arise mainly from sales of tangible assets and depreciation, right-of-use assets, lease liabilities and tax losses. Deferred tax is recognised for foreign subsidiaries' undistributed earnings only when related tax effects are probable.

Deferred tax assets and liabilities are netted when they are levied by the same taxing authority and Finnair has a legally enforceable right to set off the balances.

According to the IAS 12 Income taxes standard Finnair has applied a temporary mandatory exception to neither recognise nor disclose information about deferred tax assets and liabilities related to Pillar Two income taxes. A

! **Deferred taxes**
Recognition of deferred tax asset is based on management estimates and require the use of management judgement in order to assess whether there will be sufficient taxable profits flowing to the company in the future. The expectations used in the calculation are based on the latest forecast approved by the Board of Directors in connection with the financial statements and assumptions that are consistent with those used elsewhere in the financial statements. Finnair's management has taken the relevant risks (inter alia international conflicts, global political instability and changes in the price of jet fuel or foreign currency rates) and opportunities related to the business environment into account in their estimates and assumptions, based on their best knowledge on the balance sheet date.

As a result of the normalisation of the business environment, deferred tax asset from the taxable losses of 2020–2021 were fully recognised and the taxable loss of 2022 was mainly recognised in the balance sheet at the end of 2023. Based on the criteria outlined in IAS 12 and the management's assessment of the Finnair Group's forecasted future profits and performance, there was no need to write down deferred tax asset from the taxable losses or recognise the unrecognised part of deferred tax asset from the taxable loss of 2022 in the financial years 2024 and 2025. Finnair expects to be able to use the tax losses recognised on balance sheet in advance of 10 years expiry date in 2030–2035. !

Global minimum tax framework (Pillar Two)

The OECD introduced Global Anti-Base Erosion (GloBE) Rules rules for a new global minimum tax framework (Pillar Two) at the end of 2021 and in December 2022, the EU Minimum Tax Directive (Pillar Two) was entered into force. The EU Directive is set to implement a global minimum tax rate of 15% for multinational enterprises and large-scale domestic groups and has been applicable within EU starting from 2024. To provide transitional relief for Pillar Two tax compliance and administrative burden, the OECD has introduced a Framework for Transitional Safe CbCR Safe Harbours applicable for Transition Period. In January 2026, the OECD published new guidance (the 'Side-by-Side Package'), which extends the transition period by one year until the fiscal year 2027 and significantly affects the post-transition years, for example by introducing new permanent safe harbour rules that will generally apply from the fiscal year 2027 onwards.

Finnair has taken measures for assessing its potential exposure to Pillar Two rules and based on its initial assessment, it does not anticipate material top-up tax adjustments during the transitional period 2024–2027. The impact of the new guidance published in January 2026 has not yet been assessed. Finnair will monitor the development of regulatory updates, as OECD is expected to publish additional guidance and details concerning for example aviation industry, permanent safe harbours frameworks and Qualified Domestic Minimum Tax Regimes.

Consolidated income statement
Consolidated statement of comprehensive income
Consolidated balance sheet
Consolidated cash flow statement
Consolidated statement of changes in equity
- **Notes to the consolidated financial statements**
  1. Operating result
  2. Fleet and other fixed assets and leasing arrangements
  3. Capital structure and financing costs
  4. Consolidation
  5. Other notes
  6. Parent company financial statements

Board of Directors' proposal on a return of capital
Auditor's report

Income taxes

EUR mill.	2025	2024
Taxes for the financial year		
Current tax	-0.0	-0.1
Adjustments recognised for current tax of prior periods	-0.0	-0.0
Deferred taxes	-5.0	-9.0
Total	**-5.0**	**-9.1**

The reconciliation of income taxes to theoretical tax cost calculated at Finnish tax rate

EUR mill.	2025	2024
Result before taxes	23.3	46.1
Taxes calculated using the Finnish tax rate 20%	-4.7	-9.2
Different tax rates of foreign subsidiaries	0.1	0.1
Tax-exempt income	0.0	0.4
Non-deductible expenses	-0.4	-0.3
Non-capitalised temporary differences	-	-0.1
Adjustments recognised for taxes of prior periods	-0.0	-0.0
Income taxes total	**-5.0**	**-9.1**
Effective tax rate	21.3%	19.8%

Distributing retained earnings of foreign subsidiaries as dividends would cause a tax effect of 0.7 million euros (0.5).

Deferred tax assets and liabilities

Changes in deferred taxes during 2025

EUR mill.	2024	Recognised in the income statement	Recognised in shareholders' equity	2025
Deferred tax assets				
Confirmed losses	179.2	16.1	-	195.3
Property, plant and equipment	71.7	-27.2	-	44.5
Leases	203.7	-48.6	-	155.0
Valuation of derivatives at fair value	3.5	-	1.3	4.7
Other temporary differences	19.6	-4.2	-	15.4
Total	**477.7**	**-63.9**	**1.3**	**415.0**
Netted from deferred tax liabilities	-256.0	58.9	-4.7	-201.7
Deferred tax assets in balance sheet	**221.7**	**-5.0**	**-3.4**	**213.3**

EUR mill.	2024	Recognised in the income statement	Recognised in shareholders' equity	2025
Deferred tax liabilities				
Defined benefit pension plans	-18.9	4.8	-4.7	-18.8
Property, plant and equipment	-83.1	28.0	-	-55.1
Leases	-154.0	26.2	-	-127.8
Total	**-256.0**	**58.9**	**-4.7**	**-201.7**
Netted from deferred tax assets	256.0	-58.9	4.7	201.7
Deferred tax liabilities in balance sheet	**-**	**-**	**-**	**-**

Confirmed losses will expire in 2030–2035. Finnair's management is continuously monitoring the probability of utilising deferred tax assets and considers both positive and negative evidence in the assessment. The management has concluded at the time of the preparation of the consolidated financial statements that the management forecast of taxable profit provides positive evidence about its ability to utilise the unused tax losses and other deductible temporary differences.

Changes in deferred taxes during 2024

EUR mill.	2023	Recognised in the income statement	Recognised in shareholders' equity	2024
Deferred tax assets				
Confirmed losses	219.5	-40.3	-	179.2
Property, plant and equipment	49.9	21.8	-	71.7
Leases	226.0	-22.4	-	203.7
Valuation of derivatives at fair value	4.2	-	-0.8	3.5
Other temporary differences	17.3	2.3	0.0	19.6
Total	**517.0**	**-38.6**	**-0.7**	**477.7**
Netted from deferred tax liabilities	-283.0	29.6	-2.5	-256.0
Deferred tax assets in balance sheet	**234.0**	**-9.0**	**-3.3**	**221.7**

EUR mill.	2023	Recognised in the income statement	Recognised in shareholders' equity	2024
Deferred tax liabilities				
Defined benefit pension plans	-25.5	9.1	-2.5	-18.9
Property, plant and equipment	-76.4	-6.7	-	-83.1
Leases	-181.1	27.2	-	-154.0
Total	**-283.0**	**29.6**	**-2.5**	**-256.0**
Netted from deferred tax assets	283.0	-29.6	2.5	256.0
Deferred tax liabilities in balance sheet	**-**	**-**	**-**	**-**

Consolidated income statement
Consolidated statement of comprehensive income
Consolidated balance sheet
Consolidated cash flow statement
Consolidated statement of changes in equity
Notes to the consolidated financial statements
1. Operating result
2. Fleet and other fixed assets and leasing arrangements
3. Capital structure and financing costs
4. Consolidation
5. Other notes
6. Parent company financial statements

Board of Directors' proposal on a return of capital
Auditor's report

Unrecognised deferred taxes

	2025			2024		
EUR mill.	Expiry year	Gross amount	Tax effect	Expiry year	Gross amount	Tax effect
Tax losses	2032	31.1	6.2	2032	31.1	6.2
Interest expenses under the limitation of the right to deduct interest	No expiry	73.7	14.7	No expiry	73.7	14.7
Total	**-**	**104.8**	**21.0**	**-**	**104.8**	**21.0**

5.2 Disputes and litigation

Finnair reports only cases of which the interest is material and that are not insured.

In November 2025, the Finnish Competition and Consumer Authority (FCCA) announced that it would propose to the Market Court that Finnair be ordered to pay an administrative fine of 7.6 million euros. According to the FCCA, Finnair allegedly committed a procedural infringement in connection with an investigation into Finnair's actions toward international online travel agencies in 2019 and 2020. The FCCA claims that Finnair provided incorrect, incomplete, and misleading information during the investigation. Finnair considers the allegation to be based on a misunderstanding and on deficiencies in the FCCA's own investigative process. Finnair firmly rejects the FCCA's claims of a procedural infringement and likewise denies any involvement in anti-competitive conduct. No provision related to this matter has been recognised in Finnair's financial statements.

5.3 Events after the closing date

There were no events after the closing date that would have a material financial impact.

Consolidated income statement

Consolidated statement of comprehensive income

Consolidated balance sheet

Consolidated cash flow statement

Consolidated statement of changes in equity

- **Notes to the consolidated financial statements**
  1. Operating result
  2. Fleet and other fixed assets and leasing arrangements
  3. Capital structure and financing costs
  4. Consolidation
  5. Other notes
- 6. Parent company financial statements

Board of Directors' proposal on a return of capital

Auditor's report

6 Parent company financial statements

Finnair Plc income statement

EUR mill.	Note	2025	2024
Revenue	6.2	**2,949.0**	**2,895.0**
Other operating income	6.3	120.2	144.8
Operating income		**3,069.2**	**3,039.8**
Materials and services	6.4	1,602.8	1,625.7
Staff expenses	6.5	378.8	351.3
Depreciation and reduction in value	6.6	11.7	10.2
Other operating expenses	6.7	1,167.1	1,101.0
Operating expenses		**3,160.4**	**3,088.2**
Operating profit/loss		**-91.2**	**-48.4**
Financial income and expenses	6.8	-24.1	38.9
Profit/loss before appropriations and taxes		**-115.3**	**-9.5**
Appropriations	6.9	32.9	207.9
Income taxes	6.10	16.3	-40.0
Profit/loss for the financial year		**-66.1**	**158.5**

Finnair Plc balance sheet

EUR mill.	Note	2025	2024
ASSETS			
Non-current assets			
Intangible assets	6.11	18.8	21.5
Tangible assets	6.12	107.7	104.5
Investments			
Holdings in group undertakings		621.1	621.1
Participating interests		0.0	0.0
Other shares and similar rights of ownership		0.4	0.4
Loan and other receivables	6.14	59.3	59.5
Total investments	6.13	**680.8**	**681.0**
Deferred tax assets	6.15	214.2	196.5
Total non-current assets		**1,021.5**	**1,003.5**
Current assets			
Current receivables	6.16	905.1	865.4
Marketable securities	6.17	531.4	664.9
Cash and bank equivalents	6.18	529.5	217.4
Total current assets		**1,966.0**	**1,747.7**
TOTAL ASSETS		**2,987.5**	**2,751.2**
EQUITY AND LIABILITIES			
Equity			
Share capital		75.4	75.4
Share premium account		24.7	24.7
Other reserves			
Unrestricted equity funds		1,323.3	1,344.9
Legal reserve		147.7	147.7
Hedging reserve		-17.9	-12.3
Retained earnings		-698.1	-856.5
Profit/loss for the financial year		-66.1	158.5
Total equity	6.19	**789.1**	**882.5**
Accumulated appropriations	6.20	15.1	16.8
Provisions	6.21	87.0	141.7
Liabilities			
Non-current liabilities	6.22	805.1	510.6
Current liabilities	6.23	1,291.2	1,199.6
Total liabilities		**2,096.2**	**1,710.2**
Equity and liabilities total		**2,987.5**	**2,751.2**

Consolidated income statement

Consolidated statement of comprehensive income

Consolidated balance sheet

Consolidated cash flow statement

Consolidated statement of changes in equity

- **Notes to the consolidated financial statements**
  1. Operating result
  2. Fleet and other fixed assets and leasing arrangements
  3. Capital structure and financing costs
  4. Consolidation
  5. Other notes
- 6. Parent company financial statements

Board of Directors' proposal on a return of capital

Auditor's report

Finnair Plc cash flow statement

EUR mill.	2025	2024
Cash flow from operating activities		
Result before appropriations	-115.3	-9.5
Depreciation	11.7	10.2
Other non-cash transactions	-55.4	-29.2
Financial income and expenses	24.1	-38.9
Changes in trade and other receivables	9.7	55.1
Changes in trade and other payables	92.0	82.8
Changes in working capital	101.7	137.9
Interest and other financial expenses paid	-37.4	-35.8
Received interest and other financial income	43.8	43.8
Income taxes paid	-0.1	-
Cash flow from operating activities	**-26.9**	**78.6**
Cash flow from investing activities		
Investments in intangible and tangible assets	-12.1	-26.4
Change in loan and other receivables	-272.5	-65.1
Received dividends	0.0	0.0
Cash flow from investing activities	**-284.7**	**-91.6**
Cash flow from financing activities		
Proceeds from loans	300.0	500.0
Loan repayments and changes	6.8	-689.6
Return of capital paid	-22.5	-
Received and given group contributions	205.8	163.8
Cash flow from financing activities	**490.2**	**-25.8**
Change in cash flows	**178.5**	**-38.8**
Change in liquid funds		
Liquid funds, at beginning	882.3	921.1
Change in cash flows	178.5	-38.8
Liquid funds, at end	**1,060.9**	**882.3**

Notes to Finnair Plc financial statements

6.1 Accounting principles

General

Finnair Plc is the parent company in Finnair Group, domiciled in Helsinki, Finland. Financial statements are prepared in accordance with accounting principles required by Finnish law.

Foreign currency items

Business transactions in foreign currencies have been valued using the exchange rate at the date of transaction. Receivables and liabilities on the balance sheet date are valued using the exchange rate on the balance sheet date. Advances paid and received are valued in the balance sheet using the exchange rate at the date of payment. Exchange rate differences on trade receivables and payables are treated as the adjustments to turnover and other operating expenses. Exchange rate differences on other receivables and liabilities are entered under financial income and expenses.

Derivative contracts

According to its risk management policy, Finnair uses foreign exchange, interest rate and commodity derivatives to reduce the exchange rate, interest rate and commodity risks which arise from Finnair's balance sheet items, currency denominated purchase agreements, anticipated currency denominated purchases and sales as well as future jet fuel purchases. The balance sheet exposure is hedged only at group level, except for Finnair Aircraft Finance that has hedged its own exposures. The combined entity-level exposure for all Group companies differs from the Group-level exposure by the amount of intercompany items. Therefore, the balance sheet position and contracts hedging it are presented only in note 3.5 of the Group financial statements. Similarly, the foreign currency cash flow exposure is only hedged at the Group level to take advantage of the netting effect, and is presented in note 3.5 of the Group financial statements. Derivative contracts are valued using the rates on the balance sheet date according to Accounting Act 5:2 a §.

The derivatives are initially recognized at original acquisition cost (fair value) in the balance sheet and subsequently valued at fair value in each financial statement and interim report. The fair values of the derivatives are based on the value at which the instrument could be exchanged between knowledgeable, willing and independent parties, with no compulsion to sell or buy in the sales situation.

The fair values of all derivatives are calculated using the exchange rates, interest rates, volatilities and commodity price quotations on the closing date. The fair values of currency forward contracts are calculated as the present value of future cash flows. The fair values of currency options are calculated using the Black-Scholes option pricing model. The fair values of interest rate and currency swap contracts are calculated as the present value of future cash flows. The fair values of interest rate options are calculated using generally accepted option valuation models. The fair values of commodity forward contracts are calculated as the present value of future cash flows. The fair values of commodity options are calculated using generally accepted option valuation models.

Gains and losses arising from changes in the fair value are presented in the financial statements according to the original classification of the derivative. Gains and losses on derivatives qualifying for hedge accounting are recognized in accordance with the underlying asset being hedged. At inception, derivative contracts are designated as future cash flows hedges, hedges of binding purchase contracts (cash flow hedges or fair value hedges) or as derivatives not meeting the hedge accounting criteria or to which hedge accounting is not applied (economic hedges). Hedging of the fair value of net investments of foreign units or embedded derivatives have not been used.

At the inception of hedge accounting, Finnair documents the economic relationship and the hedge ratio between the hedged item and the hedging instrument, as well as the company's risk management objectives and the strategy for the inception of hedging. At the inception of hedging, and at least at the time of each financial statement, Finnair documents and assesses the effectiveness of hedge relationships by examining the past and prospective capacity of the hedging instrument to offset changes in the fair value of the hedged item or changes in cash flows. The values of derivatives in a hedging relationship are presented in the balance sheet items current assets and current liabilities.

Finnair applies the IFRS hedge accounting principles in the hedging of future cash flows (cash flow hedging). The principles are applied to the foreign currency risk of foreign currency denominated purchases and sales, the price risk of jet fuel purchases and the price risk of electricity.

Consolidated income statement
Consolidated statement of comprehensive income
Consolidated balance sheet
Consolidated cash flow statement
Consolidated statement of changes in equity
Notes to the consolidated financial statements
1. Operating result
2. Fleet and other fixed assets and leasing arrangements
3. Capital structure and financing costs
4. Consolidation
5. Other notes
6. Parent company financial statements
Board of Directors' proposal on a return of capital
Auditor's report

The change in the fair value of the effective portion of derivative instruments that fulfil the terms of cash flow hedging is directly recognised in the fair value reserve of other comprehensive income, to the extent that the requirements for the application of hedge accounting have been fulfilled. The gains and losses, recognised in fair value reserve, are transferred to the income statement in the period in which the hedged item is recognised in the income statement. When an instrument acquired for the hedging of cash flow matures or is sold, or when the criteria for hedge accounting are no longer fulfilled, the gain or loss accrued from hedging instruments remains in equity until the forecast transaction takes place. However, if the forecasted hedged transaction is no longer expected to occur, the gain or loss accrued in equity is immediately recognised in the income statement.

Financial assets and liabilities

Financial assets have been classified into the following categories: amortised cost and fair value through profit and loss. The classification is made at the time of the original acquisition based on the objective of the business model and the contractual cash flows of the investment. All purchases and sales of financial assets are recognised on the trade date. Liabilities are recognised at acquisition cost. Financial assets at fair value through profit and loss as well as assets and liabilities maturing within 12 months are included in current assets and liabilities. Investments in debt securities are measured at amortised cost, but only when the objective of the business model is to hold the asset to collect the contractual cash flows and the asset's contractual cash flows represent only payments of principal and interest. Financial assets recognised at amortised cost are valued using the effective interest method. Financial assets valued at amortised cost include trade receivables, deferred charges and security deposits for aircraft lease agreements. Due to the nature of short-term receivables and other receivables, their book value is expected to be equal to the fair value. Derecognition of financial assets takes place when Finnair has lost its contractual right to receive cash flows or when it has substantially transferred the risks and rewards outside the company.

Finnair recognises credit loss provisions based on lifetime expected credit losses from trade receivables in accordance with IFRS 9. Finnair has chosen to apply a simplified credit loss matrix for trade receivables as trade receivables do not have a significant financing component. The expected credit loss model is forward-looking, and expected default rates are based on historical realised credit losses. The lifetime expected credit loss allowance is calculated using the gross carrying amount of outstanding trade receivables in each aging bucket and an expected default rate. The changes in expected credit losses are recognised in other expenses in the consolidated income statement. The impairment model does not apply to financial investments, such as bonds and money market funds, included in other financial assets as those are measured at fair value through profit and loss under IFRS 9, which already takes into account expected credit losses. With respect to the assets measured at amortised cost, Finnair is actively following such instruments and will recognise impairment through profit and loss if there is evidence of deterioration in credit quality.

Fixed assets and depreciation

The depreciation of fixed assets is determined based on their expected useful life and residual value. All assets are depreciated with straight-line depreciation method. Depreciation is started when the asset is available for use. Depreciation is ceased either when the asset is sold, or the asset is derecognised. The useful lives of fixed assets are following:

- Buildings, 10–50 years from the time of acquisition to a residual value of 10%.
- Other tangible assets, over 3–15 years

Research and development costs

Except for major software development costs, research and development costs are expensed as they occur. Research and development of aircraft, systems and operations is conducted primarily by the manufacturers.

Leasing

Lease payments for aircraft are significant. Annual lease payments are treated as rental expenses. Lease payments due in future years under aircraft lease contracts are presented as off-balance sheet items.

Emissions trading

The net impacts of Finnair's emissions trading are presented in the notes and have been taken into account in the fuel costs as well as in prepaid expenses or accruals and deferred income related to jet fuels, depending on the timing of the emissions trading. Emission allowances are recognised through a net cash cost basis, where the difference between the actual emissions and the emission allowances received is recognised through profit or loss if the actual emissions are larger than the emission allowances received. The cost of emissions trading included in fuel costs totalled 76.2 million euros (59.9).

Appropriations

The difference between total and planned depreciation is shown as accumulated appropriations in the balance sheet and the change during the financial year in the income statement. Appropriations contain also given and received group contributions.

Income taxes

Income taxes in the income statement include taxes calculated for the financial year based on Finnish tax provisions, adjustments to taxes in previous financial years and the change in deferred taxes.

The deferred tax receivable or liability is calculated for the temporary differences between taxation and the financial statements using the tax rate confirmed on the closing date. The balance sheet includes the deferred tax receivable or liability at the amount of the estimated likely receivable.

Pension schemes

The mandatory pension cover of the company's domestic employees has primarily been arranged through a Finnish pension insurance company and other additional pension cover through the Finnair pension fund or a Finnish pension insurance company. Since 1992, the pension fund has no longer accepted employees other than pilots for additional pension coverage. The Finnair pension fund's pension obligation is fully covered with respect to additional coverage. Pension fund liabilities are presented in the notes to the financial statements.

Provisions

Provisions in the balance sheet and entered as expenses in the income statement comprise those items which the company is committed to covering through agreements or otherwise in the foreseeable future and which have no corresponding revenue and whose monetary value can be reasonably assessed.

The company is obliged to return leased aircraft at the required redelivery condition. To fulfil these maintenance obligations the company has recognised provisions based on flight hours flown during the maintenance period.

6.2 Revenue by business area

EUR mill.	2025	2024
Revenue by division		
	2,949.0	**2,895.0**
Passenger revenue	2,565.5	2,530.9
Ancillary services	178.3	158.7
Cargo revenue	205.2	205.4
Distribution of turnover by market areas based on flight routes, % of turnover		
Finland	6%	6%
Europe	43%	42%
Middle East	3%	7%
Asia	37%	33%
North Atlantic	10%	9%
Unallocated	1%	2%
Total	**100%**	**100%**

Main reason for the change in unallocated revenue is due to compensations paid due to industrial action.

Consolidated income statement
Consolidated statement of comprehensive income
Consolidated balance sheet
Consolidated cash flow statement
Consolidated statement of changes in equity
- **Notes to the consolidated financial statements**
  1. Operating result
  2. Fleet and other fixed assets and leasing arrangements
  3. Capital structure and financing costs
  4. Consolidation
  5. Other notes
  6. Parent company financial statements

Board of Directors' proposal on a return of capital
Auditor's report

6.3 Other operating income

EUR mill.	2025	2024
Aircraft lease income	70.0	92.2
Other rental income	27.7	26.5
Other income	22.5	26.1
Total	**120.2**	**144.8**

6.4 Materials and services

EUR mill.	2025	2024
Materials and supplies		
Ground handling and catering expenses	305.8	303.7
Fuel costs	878.9	893.0
Aircraft materials and overhaul	293.2	302.2
IT expenses	18.4	18.5
Other items	106.5	108.4
Total	**1,602.8**	**1,625.7**

6.5 Staff costs

EUR mill.	2025	2024
Wages and salaries	306.8	292.6
Pension expenses	62.1	52.9
Other social expenses	10.0	5.8
Total	**378.8**	**351.3**

Management remuneration and remuneration paid to the Board of Directors are presented in the note 1.3.8.1 Employee benefit expenses and share-based payments in the consolidated financial statements.

Personnel on average	4,233	4,089

6.6 Planned depreciation and amortisation

EUR mill.	2025	2024
On other long-term expenditure	5.0	5.3
On buildings	1.7	1.2
On other equipment	4.9	3.7
Total	**11.7**	**10.2**

6.7 Other operating expenses

EUR mill.	2025	2024
Lease payments for aircraft	428.9	434.8
Other rents for aircraft capacity	140.5	111.0
Office and other rents	34.8	35.4
Traffic charges	318.2	270.6
Sales and marketing expenses	122.2	116.5
Other expenses	122.5	132.7
Total	**1,167.1**	**1,101.0**

Audit fees in other expenses

EUR mill.	2025	2024
Auditor's fees	0.3	0.3
Assurance on the Sustainability Report	0.1	0.1
Other statements	0.0	-
Tax advising	-	0.1
Other fees	-	-
Total	**0.5**	**0.5**

Consolidated income statement
Consolidated statement of comprehensive income
Consolidated balance sheet
Consolidated cash flow statement
Consolidated statement of changes in equity
- **Notes to the consolidated financial statements**
  1. Operating result
  2. Fleet and other fixed assets and leasing arrangements
  3. Capital structure and financing costs
  4. Consolidation
  5. Other notes
- 6. Parent company financial statements

Board of Directors' proposal on a return of capital
Auditor's report

6.8 Financial income and expenses

EUR mill.	2025	2024
Dividend income		
From other companies	0.0	0.0
Total	**0.0**	**0.0**
Interest income		
From group companies	20.7	19.4
From other companies		
Net gains on debt instruments held mandatorily at FVPL	8.3	36.8
Other interest income	5.4	6.4
Total	**34.3**	**62.6**
Interest expenses		
To group companies	-2.5	-5.7
To other companies	-28.9	-36.1
Total	**-31.4**	**-41.8**
Other financial income		
Other	9.9	1.5
Total	**9.9**	**1.5**
Other financial expenses		
Other	-1.2	-6.8
Total	**-1.2**	**-6.8**
Exchange gains and losses	-35.7	23.4
Financial income and expenses total	**-24.1**	**38.9**

6.9 Appropriations

EUR mill.	2025	2024
Change in depreciation difference	1.7	1.2
Received group contribution	31.2	206.7
Total	**32.9**	**207.9**

The group contributions received in 2025 relate to 22.2 million euros received from Finnair Kitchen Oy, 3.7 million euros from Finnair Technical Services Oy, 3.1 million euro Finnair Cargo Oy and 2.2 million euros from Amadeus Finland Oy.

6.10 Income taxes

EUR mill.	2025	2024
Change in deferred taxes	16.3	-40.0
Total	**16.3**	**-40.0**

6.11 Intangible assets

EUR mill.	2025	2024
Other long-term expenditure		
Acquisition cost 1 January	71.9	71.9
Additions	2.3	10.4
Disposals	-0.4	-10.4
Acquisition cost 31 December	**73.8**	**71.9**
Accumulated depreciation 1 January	-50.4	-55.4
Disposals	0.4	10.3
Depreciation and reduction in value	-5.0	-5.3
Accumulated depreciation 31 December	**-55.0**	**-50.4**
Book value 31 December	**18.8**	**21.5**
Intangible assets Total 31 December	**18.8**	**21.5**

Other long-term expenditure includes renovations of leased premises 15.0 million euros and IT software 3.7 million euros.

Consolidated income statement
Consolidated statement of comprehensive income
Consolidated balance sheet
Consolidated cash flow statement
Consolidated statement of changes in equity
- **Notes to the consolidated financial statements**
  1. Operating result
  2. Fleet and other fixed assets and leasing arrangements
  3. Capital structure and financing costs
  4. Consolidation
  5. Other notes
- 6. Parent company financial statements

Board of Directors' proposal on a return of capital
Auditor's report

6.12 Tangible assets

Tangible assets 31.12.2025

EUR mill.	Aircraft	Aircraft rotable parts	Land	Buildings	Other equipment	Advances paid	Total
Acquisition cost 1 January	12.8	0.1	0.7	71.7	62.0	2.5	149.8
Additions	0.0	-	-	-	1.6	8.7	10.3
Disposals	-	-	-	-	-0.1	-0.5	-0.6
Acquisition cost 31 December	**12.8**	**0.1**	**0.7**	**71.7**	**63.5**	**10.8**	**159.6**
Accumulated depreciation 1 January	-0.1	-0.0	-	-15.6	-29.6	-	-45.3
Disposals	-	-	-	-	0.1	-	0.1
Depreciation and reduction in value	-1.6	-0.0	-	-1.7	-3.3	-	-6.6
Accumulated depreciation 31 December	**-1.7**	**-0.0**	**-**	**-17.3**	**-32.8**	-	**-51.9**
Book value 31 December	**11.0**	**0.0**	**0.7**	**54.4**	**30.7**	**10.8**	**107.7**
The share of machines and equipment in the book value of tangible assets 31 December					30.4%		

Tangible assets 31.12.2024

EUR mill.	Aircraft	Aircraft rotable parts	Land	Buildings	Other equipment	Advances paid	Total
Acquisition cost 1 January	-	-	0.7	54.2	60.8	0.9	116.6
Additions	12.8	0.1	-	-	1.6	2.4	16.9
Reclassification	-	-	-	17.5	0.1	-	17.7
Disposals	-	-	-	-	-0.6	-0.8	-1.3
Acquisition cost 31 December	**12.8**	**0.1**	**0.7**	**71.7**	**62.0**	**2.5**	**149.8**
Accumulated depreciation 1 January	-	-	-	-9.1	-26.4	-	-35.5
Disposals	-	-	-	-	0.5	-	0.5
Depreciation and reduction in value	-0.1	-0.0	-	-1.2	-3.5	-	-4.8
Depreciations from merger	-	-	-	-5.3	-0.1	-	-5.5
Accumulated depreciation 31 December	**-0.1**	**-0.0**	**-**	**-15.6**	**-29.6**	-	**-45.3**
Book value 31 December	**12.7**	**0.1**	**0.7**	**56.1**	**32.4**	**2.5**	**104.5**
The share of machines and equipment in the book value of tangible assets 31 December					30.4%		

Consolidated income statement

Consolidated statement of comprehensive income

Consolidated balance sheet

Consolidated cash flow statement

Consolidated statement of changes in equity

- **Notes to the consolidated financial statements**
  1. Operating result
  2. Fleet and other fixed assets and leasing arrangements
  3. Capital structure and financing costs
  4. Consolidation
  5. Other notes
- 6. Parent company financial statements

Board of Directors' proposal on a return of capital

Auditor's report

6.13 Investments

EUR mill.	2025	2024
Group companies		
Acquisition cost 1 January	621.1	649.4
Disposals from merger	-	-28.3
Book value 31 December	**621.1**	**621.1**
Associates and joint ventures		
Acquisition cost 1 January	0.0	0.0
Book value 31 December	**0.0**	**0.0**
Shares in other companies		
Acquisition cost 1 January	0.4	0.4
Additions	0.0	-0.0
Book value 31 December	**0.4**	**0.4**

Associates and joint ventures	Share of parent company %
Nordic Regional Airlines AB, Sweden	40.00

Group companies	Share of parent company %		Share of parent company %
Finnair Cargo Oy, Finland	100.00	Amadeus Finland Oy, Finland	95.00
Finnair Aircraft Finance Oy, Finland	100.00	Oy Aurinkomatkat - Suntours Ltd Ab, Finland	100.00
Finnair Technical Services Oy, Finland	100.00	Finnair Business Services OÜ, Estonia	100.00
Finnair Kitchen Oy, Finland	100.00		

6.14 Non-current loan and other receivables

EUR mill.	2025	2024
From other companies	59.3	59.5
Total	**59.3**	**59.5**

6.15 Deferred tax assets

EUR mill.	2025	2024
Change in accounting principles		
Deferred tax assets 1 January	196.5	237.1
From result for the financial year	15.7	-40.3
From temporary differences	0.6	0.4
Addition from merger	-	0.0
From valuation of derivates at fair value	1.4	-0.6
Deferred tax assets 31 December	**214.2**	**196.5**

Finnair Plc has not recognised a deferred tax asset of 7.5 million euros for the share of 37.3 million euros of the confirmed tax loss for the financial year 2022, which expires in 2032. In addition, a deferred tax asset of 13.7 million euros related to interest expenses of 68.7 million euros that are subject to the limitation of the right to deduct interest expenses, and which do not have a limitation period have not been recognised.

Consolidated income statement
Consolidated statement of comprehensive income
Consolidated balance sheet
Consolidated cash flow statement
Consolidated statement of changes in equity
- **Notes to the consolidated financial statements**
  1. Operating result
  2. Fleet and other fixed assets and leasing arrangements
  3. Capital structure and financing costs
  4. Consolidation
  5. Other notes
- 6. Parent company financial statements

Board of Directors' proposal on a return of capital
Auditor's report

6.16 Current receivables

EUR mill.	2025	2024
Short-term receivables from group companies		
Trade receivables	18.8	16.7
Group contribution receivable	31.2	206.7
Accrued income and prepaid expenses	5.7	1.4
Other receivables	600.9	355.6
Total	**656.6**	**580.3**
Short-term receivables from associates and joint ventures		
Trade receivables	0.0	0.0
Prepaid expenses	9.8	7.0
Total	**9.8**	**7.0**
Short-term receivables from others		
Trade receivables	88.0	95.1
Prepaid expenses	104.9	116.5
Derivative financial instruments	32.0	53.6
Other receivables	13.9	12.9
Total	**238.7**	**278.1**
Short-term receivables total	**905.1**	**865.4**

Accrued income and prepaid expenses	2025	2024
Group contribution	31.2	206.7
Sales accruals	50.8	62.4
Employee related deferred charges and receivables	2.4	2.7
Other prepaid expenses	67.2	59.7
Prepaid expenses total	**151.7**	**331.5**

6.17 Investments

EUR mill.	2025	2024
Short-term investments at fair value	531.4	664.9

6.18 Cash and bank equivalents

EUR mill.	2025	2024
Funds in group bank accounts and deposits maturing in three months	529.5	217.4

Consolidated income statement
Consolidated statement of comprehensive income
Consolidated balance sheet
Consolidated cash flow statement
Consolidated statement of changes in equity
- **Notes to the consolidated financial statements**
  1. Operating result
  2. Fleet and other fixed assets and leasing arrangements
  3. Capital structure and financing costs
  4. Consolidation
  5. Other notes
- 6. Parent company financial statements

Board of Directors' proposal on a return of capital
Auditor's report

6.19 Shareholder's equity

EUR mill.	Share capital	Share premium account	Legal reserve	Hedging reserve	Restricted equity	Un-restricted equity funds	Retained earnings	Non-restricted equity	Equity total
Equity 1.1.2025	**75.4**	**24.7**	**147.7**	**-12.3**	**235.6**	**1,344.9**	**-698.1**	**646.9**	**882.5**
Change in fair value of equity instruments	-	-	-	-5.6	-5.6	-	-	-	-5.6
Share-based payments	-	-	-	-	-	0.9	-	0.9	0.9
Return of capital	-	-	-	-	-	-22.5	-	-22.5	-22.5
Result for the financial year	-	-	-	-	-	-	-66.1	-66.1	-66.1
Equity 31.12.2025	**75.4**	**24.7**	**147.7**	**-17.9**	**230.0**	**1,323.3**	**-764.2**	**559.1**	**789.1**

EUR mill.	Share capital	Share premium account	Legal reserve	Hedging reserve	Restricted equity	Un-restricted equity funds	Retained earnings	Non-restricted equity	Equity total
Equity 1.1.2024	**75.4**	**24.7**	**147.7**	**-14.7**	**233.1**	**1,344.4**	**-856.5**	**487.8**	**721.0**
Change in fair value of equity instruments	-	-	-	2.5	2.5	-	-	-	2.5
Share-based payments	-	-	-	-	-	0.5	-	0.5	0.5
Result for the financial year	-	-	-	-	-	-	158.5	158.5	158.5
Equity 31.12.2024	**75.4**	**24.7**	**147.7**	**-12.3**	**235.6**	**1,344.9**	**-698.1**	**646.9**	**882.5**

Distributable equity

EUR mill.	2025	2024
Hedging reserve	-17.9	-12.3
Unrestricted equity funds	1,323.3	1,344.9
Retained earnings	-698.1	-856.5
Profit/loss for the financial year	-66.1	158.5
Total	**541.3**	**634.6**

Share and dividends information is available in Financial statements in group note 3.9.

6.20 Accumulated appropriations

EUR mill.	2025	2024
Accumulated depreciation difference 1 January	16.8	17.0
Change in depreciation difference	-1.7	-1.2
Addition from merger	-	0.9
Accumulated depreciation difference 31 December	**15.1**	**16.8**
Accumulated appropriations total	**15.1**	**16.8**

6.21 Provisions

EUR mill.	2025	2024
Provisions 1 January	141.7	143.7
Provision for the period	51.2	57.1
Provision used	-93.7	-65.2
Exhange rate differences	-12.2	6.1
Provisions 31 December	**87.0**	**141.7**
Of which long-term	76.7	108.6
Of which short-term	10.3	33.1
Total	**87.0**	**141.7**

Provisions contain mostly aircraft maintenance provisions. Long-term aircraft maintenance provisions are expected to be used by 2035.

Consolidated income statement
Consolidated statement of comprehensive income
Consolidated balance sheet
Consolidated cash flow statement
Consolidated statement of changes in equity
- **Notes to the consolidated financial statements**
  1. Operating result
  2. Fleet and other fixed assets and leasing arrangements
  3. Capital structure and financing costs
  4. Consolidation
  5. Other notes
- 6. Parent company financial statements

Board of Directors' proposal on a return of capital
Auditor's report

6.22 Non-current liabilities

EUR mill.	2025	2024
Bonds	803.4	506.3
Other liabilities	1.6	4.3
Total	**805.1**	**510.6**
Maturity of interest-bearing liabilies		
1–5 years	803.4	506.3
Total	**803.4**	**506.3**

Interest-bearing liabilities primarily comprise two senior unsecured bonds issued in 2024 and 2025. The first bond, issued in 2024, has a nominal value of 500 million euros and carries a fixed annual coupon of 4.75%, maturing five years after issuance. The second bond, issued in 2025, has a nominal value of 300 million euros with a fixed annual coupon of 4.25%, also maturing five years after issuance.

6.23 Current liabilities

EUR mill.	2025	2024
Current liabilities to group companies		
Trade payables	48.8	49.9
Accruals and deferred income	25.2	14.5
Group bank account liabilities	146.0	139.1
Total	**219.9**	**203.5**
Current liabilities to associates and joint ventures		
Trade payables	0.4	0.3
Accruals and deferred income	1.4	1.8
Total	**1.8**	**2.1**
Current liabilities to others		
Trade payables	76.3	48.6
Accruals and deferred income	983.1	937.2
Other liabilities	10.1	8.1
Total	**1,069.5**	**994.0**
Current liabilities total	**1,291.2**	**1,199.6**
Accruals and deferred income		
Unflown air transport revenues	561.0	524.9
Jet fuels and traffic charges	64.6	73.9
Holiday payment liability	72.9	63.4
Other employee related accrued expenses	25.6	25.9
Loyalty program Finnair Plus	77.4	73.8
Derivative financial instruments	50.9	62.6
Accrued other charges	93.8	91.9
Other items	63.5	37.1
Total	**1,009.7**	**953.5**

6.24 Collateral, contingent liabilities and other commitments

EUR mill.	2025	2024
Guarantees and contingent liabilities		
On behalf of group companies	47.4	58.2
Total	**47.4**	**58.2**
Aircraft lease payments		
Within one year	359.0	414.9
After one year and not later than 5 years	1,029.8	1,134.3
Later than 5 years	417.1	561.6
Total	**1,805.9**	**2,110.7**
Company has primarly leased the aircraft fleet from the fully owned subsidiary.		
Other lease payments		
Within one year	27.6	26.5
After one year and not later than 5 years	83.6	85.2
Later than 5 years	145.9	158.0
Total	**257.0**	**269.7**
Pension obligations		
Total obligation of pension fund	312.5	315.0
Non-mandatory benefit covered	-312.5	-315.0
Total	**-**	**-**

Consolidated income statement
Consolidated statement of comprehensive income
Consolidated balance sheet
Consolidated cash flow statement
Consolidated statement of changes in equity
- **Notes to the consolidated financial statements**
  1. Operating result
  2. Fleet and other fixed assets and leasing arrangements
  3. Capital structure and financing costs
  4. Consolidation
  5. Other notes
- 6. Parent company financial statements

Board of Directors' proposal on a return of capital
Auditor's report

6.25 Derivatives

	2025				2024			
EUR mill.	Nominal value	Positive fair values	Negative fair values	Fair net value	Nominal value	Positive fair values	Negative fair values	Fair net value
Currency derivatives								
Jet fuel currency hedging								
Operational cash flow hedging (forward contracts)	446.6	8.0	-8.6	-0.6	490.8	19.5	-0.7	18.8
Operational cash flow hedging, bought options	56.1	0.5	-	0.5	41.7	1.2	-	1.2
Operational cash flow hedging, sold options	51.8	-	-0.9	-0.9	37.8	-	-0.2	-0.2
Hedge accounting items total	**554.5**	**8.5**	**-9.4**	**-1.0**	**570.3**	**20.7**	**-0.9**	**19.8**
Balance sheet hedging (forward contracts)	-	-	-	-	40.3	0.1	-	0.1
Items outside hedge accounting total	**-**	**-**	**-**	**-**	**40.3**	**0.1**	**-**	**0.1**
Currency derivatives total	**554.5**	**8.5**	**-9.4**	**-1.0**	**610.6**	**20.8**	**-0.9**	**19.9**
Commodity derivatives								
Jet fuel forward contracts, tonnes	691,000	1.1	-17.3	-16.3	598,000	1.0	-26.6	-25.6
Bought options, jet fuel, tonnes	210,000	3.2	-0.2	3.0	231,000	5.4	-	5.4
Sold options, jet fuel, tonnes	210,000	0.1	-8.3	-8.2	231,000	-	-14.9	-14.9
Hedge accounting items total		**4.4**	**-25.8**	**-21.4**		**6.4**	**-41.6**	**-35.2**
Commodity derivatives total		**4.4**	**-25.8**	**-21.4**		**6.4**	**-41.6**	**-35.2**
Interest rate derivatives								
Interest rate swaps	250.0	19.1	-15.6	3.4	250.0	26.4	-20.1	6.3
Hedge accounting items total	**250.0**	**19.1**	**-15.6**	**3.4**	**250.0**	**26.4**	**-20.1**	**6.3**
Interest rate derivatives total	**250.0**	**19.1**	**-15.6**	**3.4**	**250.0**	**26.4**	**-20.1**	**6.3**
Derivatives total*		**32.0**	**-50.9**	**-19.0**		**53.6**	**-62.6**	**-9.0**

* Positive (negative) fair value of hedging instruments on 31 Dec 2025 is presented in the statement of financial position in the item derivative assets within current assets (derivative liabilities within current liabilities).

6.26 Financial assets and liabilities measured at fair value

Financial assets and liabilities valued at fair value at the end of reporting period

EUR mill.	2025	Level 1	Level 2
Financial assets at fair value			
Securities held for trading	531.4	492.4	39.0
Derivatives			
Currency and interest rate swaps and options	19.1	-	19.1
- of which in fair value hedge accounting	19.1	-	19.1
Currency derivatives	8.5	-	8.5
- of which in cash flow hedge accounting	8.5	-	8.5
Commodity derivatives	4.4	-	4.4
- of which in cash flow hedge accounting	4.4	-	4.4
Total	**563.3**	**492.4**	**71.0**
Financial liabilities at fair value			
Derivatives			
Currency and interest rate swaps and options	15.6	-	15.6
- of which in fair value hedge accounting	15.6	-	15.6
Currency derivatives	9.4	-	9.4
- of which in cash flow hedge accounting	9.4	-	9.4
Commodity derivatives	25.8	-	25.8
- of which in cash flow hedge accounting	25.8	-	25.8
Total	**50.9**	**-**	**50.9**

Consolidated income statement
Consolidated statement of comprehensive income
Consolidated balance sheet
Consolidated cash flow statement
Consolidated statement of changes in equity
Notes to the consolidated financial statements
1. Operating result
2. Fleet and other fixed assets and leasing arrangements
3. Capital structure and financing costs
4. Consolidation
5. Other notes
6. Parent company financial statements
Board of Directors' proposal on a return of capital
Auditor's report

6.27 Fuel price risk in flight operations

Timing of the notional and hedged price

			Maturity	
31 December 2025	Hedged price $/tonne	Notional amount (tonnes)	Under 1 year	1 to 2 years
Jet fuel consumption priced with NWE index	699.2	850,340	700,340	150,000
Jet fuel consumption priced with SING index	719.2	50,660	50,660	-

Foreign exchange risk

			Maturity	
Timing of the notional EUR mill. 31 December 2025	Average exchange rate of hedging instruments against the euro	Notional amount (gross)	Less than 1 year	1 to 2 years
USD	1.2	442.2	396.7	45.5
JPY	169.6	112.3	107.8	4.6

Cross-currency interest rate swaps are included in the nominal amount calculation.

Interest rate risk

		Maturity		
Timing of the notional and hedged price range EUR mill. 31 December 2025	Notional amount (gross)	Less than 1 year	1 to 2 years	2 to 5 years
Interest rate derivatives	250.0	-	-	250.0

Consolidated income statement
Consolidated statement of comprehensive income
Consolidated balance sheet
Consolidated cash flow statement
Consolidated statement of changes in equity
Notes to the consolidated financial statements
1. Operating result
2. Fleet and other fixed assets and leasing arrangements
3. Capital structure and financing costs
4. Consolidation
5. Other notes
6. Parent company financial statements
Board of Directors' proposal on a return of capital
Auditor's report

Board of Directors' proposal on a return of capital

Finnair Plc's distributable equity on 31 December 2025 amounts to 541,269,557.65 euros, of which the net result for the financial year 2025 is -66,103,550.24 euros.

The Board of Directors proposes to the Annual General Meeting that a return of capital of 0.09 euros per share be distributed in two instalments based on the balance sheet to be adopted for the financial year, which ended on 31 December 2025, and the result be retained in the equity. The first instalment is 0.05 euros per share and the second instalment 0.04 euros per share. Based on the number of outstanding shares as of 25 February 2026, the total amount of a return of capital proposed to be paid is 18,431,149.95 euros.

Signing of the Report of the Board of Directors and the Financial Statements

Confirmation of the Board of Directors and the CEO

We confirm that
- the consolidated financial statements prepared in accordance with the International Financial Reporting Standards (IFRS) as adopted by the European Union and the financial statements of the parent company prepared in accordance with the laws and regulations governing the preparation of financial statements in Finland give a true and fair view of the assets, liabilities, financial position and profit or loss of the company and the undertakings included in the consolidation taken as a whole,
- the management report includes a fair review of the development and performance of the business and the position of the company and the undertakings included in the consolidation taken as a whole, together with a description of the principal risks and uncertainties that they face and
- the sustainability report within management report is prepared in accordance with sustainability reporting standards referred to in Chapter 7 of the Accounting Act and with the Article 8 of Taxonomy Regulation.

Helsinki, 25 February 2026
The Board of Directors of Finnair Plc

Sanna Suvanto-Harsaae
Andreas Bierwirth
Nicolas Boutin
Jukka Erlund
Lisa Farrar
Mika Ihamuotila
Hannele Jakosuo-Jansson
Jussi Siitonen

Turkka Kuusisto
CEO of Finnair Plc

Consolidated income statement
Consolidated statement of comprehensive income
Consolidated balance sheet
Consolidated cash flow statement
Consolidated statement of changes in equity
Notes to the consolidated financial statements
1. Operating result
2. Fleet and other fixed assets and leasing arrangements
3. Capital structure and financing costs
4. Consolidation
5. Other notes
6. Parent company financial statements
Board of Directors' proposal on a return of capital
Auditor's report

Auditor's report

(This document is an English translation of the Finnish auditor's report. Only the Finnish version of the report is legally binding.)

To the Annual General Meeting of Finnair Plc

Report on the Audit of the Financial Statements

Opinion

We have audited the financial statements of Finnair Plc (business identity code 0108023-3) for the year ended 31 December, 2025. The financial statements comprise the consolidated balance sheet, income statement, statement of comprehensive income, statement of changes in equity, statement of cash flows and notes, including material accounting policy information, as well as the parent company's balance sheet, income statement, statement of cash flows and notes.

In our opinion

- the consolidated financial statements give a true and fair view of the group's financial position, financial performance and cash flows in accordance with IFRS Accounting Standards as adopted by the EU
- the financial statements give a true and fair view of the parent company's financial performance and financial position in accordance with the laws and regulations governing the preparation of financial statements in Finland and comply with statutory requirements.

Our opinion is consistent with the additional report submitted to the Audit Committee.

Basis for Opinion

We conducted our audit in accordance with good auditing practice in Finland. Our responsibilities under good auditing practice are further described in the *Auditor's Responsibilities for the Audit of the Financial Statements* section of our report.

We are independent of the parent company and of the group companies in accordance with the ethical requirements that are applicable in Finland and are relevant to our audit, and we have fulfilled our other ethical responsibilities in accordance with these requirements.

In our best knowledge and understanding, the non-audit services that we have provided to the parent company and group companies are in compliance with laws and regulations applicable in Finland regarding these services, and we have not provided any prohibited non-audit services referred to in Article 5(1) of regulation (EU) 537/2014. The non-audit services that we have provided have been disclosed in note 1.3.3 to the consolidated financial statements.

We believe that the audit evidence we have obtained is sufficient and appropriate to provide a basis for our opinion.

Materiality

The scope of our audit was influenced by our application of materiality. The materiality is determined based on our professional judgement and is used to determine the nature, timing and extent of our audit procedures and to evaluate the effect of identified misstatements on the financial statements as a whole. The level of materiality we set is based on our assessment of the magnitude of misstatements that, individually or in aggregate, could reasonably be expected to have influence on the economic decisions of the users of the financial statements. We have also taken into account misstatements and/or possible misstatements that in our opinion are material for qualitative reasons for the users of the financial statements.

Key Audit Matters

Key audit matters are those matters that, in our professional judgment, were of most significance in our audit of the financial statements of the current period. These matters were addressed in the context of our audit of the financial statements as a whole, and in forming our opinion thereon, and we do not provide a separate opinion on these matters. The significant risks of material misstatement referred to in the EU Regulation No 537/2014 point (c) of Article 10(2) are included in the description of key audit matters below.

We have also addressed the risk of management override of internal controls. This includes consideration of whether there was evidence of management bias that represented a risk of material misstatement due to fraud.

The key audit matter	How the matter was addressed in the audit
Fleet valuation (Refer to Accounting principles for consolidated financial statements and Note 2)	
The Group had own aircraft and right of use aircraft with total carrying value of €1,699 million representing 46% of total consolidated assets. The evaluation of the expected useful life of the components of the aircraft, the expected residual value, impairment of existing aircraft and assessment of whether onerous contract exists related to the future committed aircraft purchases requires a significant degree of management judgement. The valuation of the fleet is considered as a key audit matter due to the significance to the Group's consolidated statement of financial position and the level of management judgement involved in forecasting future cash flows.	We assessed the reasonableness of assumptions made for useful lives, components and residual values regarding owned and leased aircraft and reconciled these assumptions against carrying values of aircraft components and associated depreciations recorded in the income statement. Our audit procedures, with the involvement of KPMG valuation specialists, included testing the integrity of the calculations and the technical model. We have challenged the assumptions used in impairment testing and their reasonableness by comparing against external industry market data, budgets approved by the Board of Directors and our own views. We have also assessed the appropriateness of the related disclosures.

Consolidated income statement

Consolidated statement of comprehensive income

Consolidated balance sheet

Consolidated cash flow statement

Consolidated statement of changes in equity

Notes to the consolidated financial statements

1. Operating result
2. Fleet and other fixed assets and leasing arrangements
3. Capital structure and financing costs
4. Consolidation
5. Other notes
6. Parent company financial statements

Board of Directors' proposal on a return of capital

- **Auditor's report**

The key audit matter	How the matter was addressed in the audit
Valuation of deferred tax assets for unused tax losses (Refer to Accounting principles for consolidated financial statements and note 5.1)	
The remaining balance of deferred tax assets arising from tax losses amounted to €195 million in the consolidated balance sheet. Deferred tax assets are recognized to the extent that it is probable that they can be utilized against taxable profit in the future. The valuation of deferred tax assets is based on management's estimate of the future taxable profits which will be generated before the unused tax losses expire. Valuation of deferred tax assets for unused tax losses is considered a key audit matter due to the high level of management judgement involved in preparation of forecasts of future taxable profits and the significance of carrying amounts.	We assessed the appropriateness of the methodology adopted by Finnair to identify existing tax loss carry forwards that will be utilized. To determine the recognition threshold of the deferred tax assets for unused tax losses we assessed the forecasting process by examining the procedure for preparing the taxable income forecasts used as a basis for estimates and by comparing income forecasts for prior years with actual results. We evaluated the appropriateness of key assumptions used in the forecasts and compared them with the ones adopted for non-current asset impairment tests. We also challenged the degree of the probability and accuracy of the available future taxable profits taking into consideration the positive and negative evidence and their individual significance for the overall assessment and examined their plausibility. In addition, we assessed the appropriateness of the disclosures relating to deferred tax assets in accordance with IFRS.
Deferred passenger revenue (Refer to Accounting principles for consolidated financial statements and Note 1.2.4)	
The deferred passenger revenue amounted to €715 million in the consolidated balance sheet. Passenger ticket sale is presented as deferred income from the point of sale until the flight is flown and the sale is recognized as revenue. Recognition of unused tickets as revenue is based on the expected breakage amount of tickets remaining unused. The points earned in the customer loyalty program are measured at fair value and recognised as a decrease of revenue and debt at the time when the points-earning event is recognised as revenue or when the points expire. Large volumes of transactions flow through various computer systems from the date of sale until revenue is recognized in the consolidated statement of profit or loss. The recording process is complex, which gives rise to inherent risk of error, in determining the amount and timing of the revenue recognition. Due to the significant volume and manual adjustment related to the recognition of passenger revenue, deferred passenger revenue is determined a key audit matter.	We obtained an understanding of revenue recognition process. We used data analytics tools for identifying revenue flows and risks in revenue recognition of ticket sales and focused our audit on key risks identified. Further, we used data analyses in testing deferred revenue of unflown tickets. We evaluated the design and tested the operating effectiveness of key controls over revenue recognition. We tested the mathematical accuracy and input data of the calculation used to recognize revenues from the breakage model. We also analysed the assumptions used in the revenue recognition of the customer loyalty program. We tested a sample of passenger revenue recognized as well as a sample of unused tickets in the deferred revenue.

We have not identified other key audit matters relating to the financial statements of the parent company.

Responsibilities of the Board of Directors and the Managing Director for the Financial Statements

The Board of Directors and the Managing Director are responsible for the preparation of consolidated financial statements that give a true and fair view in accordance with IFRS Accounting Standards as adopted by the EU, and of financial statements that give a true and fair view in accordance with the laws and regulations governing the preparation of financial statements in Finland and comply with statutory requirements. The Board of Directors and the Managing Director are also responsible for such internal control as they determine is necessary to enable the preparation of financial statements that are free from material misstatement, whether due to fraud or error.

In preparing the financial statements, the Board of Directors and the Managing Director are responsible for assessing the parent company's and the group's ability to continue as a going concern, disclosing, as applicable, matters relating to going concern and using the going concern basis of accounting. The financial statements are prepared using the going concern basis of accounting unless there is an intention to liquidate the parent company or the group or cease operations, or there is no realistic alternative but to do so.

Auditor's Responsibilities for the Audit of the Financial Statements

Our objectives are to obtain reasonable assurance about whether the financial statements as a whole are free from material misstatement, whether due to fraud or error, and to issue an auditor's report that includes our opinion. Reasonable assurance is a high level of assurance, but is not a guarantee that an audit conducted in accordance with good auditing practice will always detect a material misstatement when it exists. Misstatements can arise from fraud or error and are considered material if, individually or in the aggregate, they could reasonably be expected to influence the economic decisions of users taken on the basis of the financial statements.

As part of an audit in accordance with good auditing practice, we exercise professional judgment and maintain professional skepticism throughout the audit. We also:

- Identify and assess the risks of material misstatement of the financial statements, whether due to fraud or error, design and perform audit procedures responsive to those risks, and obtain audit evidence that is sufficient and appropriate to provide a basis for our opinion. The risk of not detecting a material misstatement resulting from fraud is higher than for one resulting from error, as fraud may involve collusion, forgery, intentional omissions, misrepresentations, or the override of internal control.
- Obtain an understanding of internal control relevant to the audit in order to design audit procedures that are appropriate in the circumstances, but not for the purpose of expressing an opinion on the effectiveness of the parent company's or the group's internal control.
- Evaluate the appropriateness of accounting policies used and the reasonableness of accounting estimates and related disclosures made by management.
- Conclude on the appropriateness of the Board of Directors' and the Managing Director's use of the going concern basis of accounting and based on the audit evidence obtained, whether a material uncertainty exists related to events or conditions that may cast significant doubt on the parent company's or the group's ability to continue as a going concern. If we conclude that a material uncertainty exists, we are required to draw attention in our auditor's report to the related disclosures in the financial statements or, if such disclosures are inadequate, to modify our opinion. Our conclusions are based on the audit evidence obtained up to the date of our auditor's report. However, future events or conditions may cause the parent company or the group to cease to continue as a going concern.
- Evaluate the overall presentation, structure and content of the financial statements, including the disclosures, and whether the financial statements represent the underlying transactions and events so that the financial statements give a true and fair view.
- Plan and perform the group audit to obtain sufficient appropriate audit evidence regarding the financial information of the entities or business units within the group as a basis for forming an opinion on the group financial statements. We are responsible for the direction, supervision and review of the audit work performed for purposes of the group audit. We remain solely responsible for our audit opinion.

We communicate with those charged with governance regarding, among other matters, the planned scope and timing of the audit and significant audit findings, including any significant deficiencies in internal control that we identify during our audit.

Consolidated income statement

Consolidated statement of comprehensive income

Consolidated balance sheet

Consolidated cash flow statement

Consolidated statement of changes in equity

Notes to the consolidated financial statements

1. Operating result
2. Fleet and other fixed assets and leasing arrangements
3. Capital structure and financing costs
4. Consolidation
5. Other notes
6. Parent company financial statements

Board of Directors' proposal on a return of capital

- **Auditor's report**

We also provide those charged with governance with a statement that we have complied with relevant ethical requirements regarding independence, and communicate with them all relationships and other matters that may reasonably be thought to bear on our independence, and where applicable, related safeguards.

From the matters communicated with those charged with governance, we determine those matters that were of most significance in the audit of the financial statements of the current period and are therefore the key audit matters. We describe these matters in our auditor's report unless law or regulation precludes public disclosure about the matter or when, in extremely rare circumstances, we determine that a matter should not be communicated in our report because the adverse consequences of doing so would reasonably be expected to outweigh the public interest benefits of such communication.

Other Reporting Requirements

Information on our audit engagement

We were first appointed as auditors by the Annual General Meeting on May 29, 2020, and our appointment represents a total period of uninterrupted engagement of six years.

Other Information

The Board of Directors and the Managing Director are responsible for the other information. The other information comprises the report of the Board of Directors and the information included in the Annual Report, but does not include the financial statements or our auditor's report thereon. We have obtained the report of the Board of Directors prior to the date of this auditor's report, and the Annual Report is expected to be made available to us after that date. Our opinion on the financial statements does not cover the other information.

In connection with our audit of the financial statements, our responsibility is to read the other information identified above and, in doing so, consider whether the other information is materially inconsistent with the financial statements or our knowledge obtained in the audit, or otherwise appears to be materially misstated. With respect to the report of the Board of Directors, our responsibility also includes considering whether the report of the Board of Directors has been prepared in compliance with the applicable provisions, excluding the sustainability report information on which there are provisions in Chapter 7 of the Accounting Act and in the sustainability reporting standards.

In our opinion, the information in the report of the Board of Directors is consistent with the information in the financial statements and the report of the Board of Directors has been prepared in compliance with the applicable provisions. Our opinion does not cover the sustainability report information on which there are provisions in Chapter 7 of the Accounting Act and in the sustainability reporting standards.

If, based on the work we have performed on the other information that we obtained prior to the date of this auditor's report, we conclude that there is a material misstatement of this other information, we are required to report that fact. We have nothing to report in this regard.

Other statements based on law

Our responsibility is to, based on our audit, express an opinion on the registration and publication of the income tax report required in Chapter 7 b of the Accounting Act.

The Board of Directors and the Managing Director are responsible for the registration and the publication of the income tax report.

In our opinion, the company has not been obliged to register and publish an income tax report referred to in Chapter 7 b of the Accounting Act for the financial year immediately preceding the financial year.

Other opinions

We support that the financial statements and the consolidated financial statements should be adopted. The proposal by the Board of Directors regarding the treatment of distributable funds is in compliance with the Limited Liability Companies Act. We support that the Members of the Board of Directors of the parent company and the Managing Director should be discharged from liability for the financial period audited by us.

Helsinki, 25 February 2026

KPMG OY AB
Audit Firm

Kirsi Jantunen
Authorised Public Accountant, KHT

Consolidated income statement
Consolidated statement of comprehensive income
Consolidated balance sheet
Consolidated cash flow statement
Consolidated statement of changes in equity
Notes to the consolidated financial statements
1. Operating result
2. Fleet and other fixed assets and leasing arrangements
3. Capital structure and financing costs
4. Consolidation
5. Other notes
6. Parent company financial statements
Board of Directors' proposal on a return of capital
- **Auditor's report**

Assurance Report on the Sustainability Report

(This document is an English translation of the Finnish Assurance Report on the Sustainability Report. Only the Finnish version of the report is legally binding.)

To the Annual General Meeting of Finnair Plc

We have performed a limited assurance engagement on the group sustainability report of Finnair Plc (business identity code 0108023-3) that is referred to in Chapter 7 of the Accounting Act and that is included in the report of the Board of Directors for the financial year 1.1.–31.12.2025.

Opinion

Based on the procedures we have performed and the evidence we have obtained, nothing has come to our attention that causes us to believe that the group sustainability report does not comply, in all material respects, with
1) the requirements laid down in Chapter 7 of the Accounting Act and the sustainability reporting standards (ESRS), and
2) the requirements laid down in Article 8 of the Regulation (EU) 2020/852 of the European Parliament and of the Council on the establishment of a framework to facilitate sustainable investment, and amending Regulation (EU) 2019/2088 (EU Taxonomy).

Point 1 above also contains the process in which Finnair Plc has identified the information for reporting in accordance with the sustainability reporting standards (double materiality assessment).

Our opinion does not cover the tagging of the group sustainability report with digital XBRL sustainability tags in accordance with Chapter 7, Section 22, Subsection 1(2), of the Accounting Act, because sustainability reporting companies have not had the possibility to comply with that requirement in the absence of requirements for the tagging of sustainability information in the ESEF regulation or other European Union legislation.

Basis for Opinion

We performed the assurance of the group sustainability report as a limited assurance engagement in compliance with good assurance practice in Finland and with the International Standard on Assurance Engagements (ISAE) 3000 (Revised) *Assurance Engagements Other than Audits or Reviews of Historical Financial Information*.

Our responsibilities under this standard are further described in the Responsibilities of the *Authorized Group Sustainability Auditor* section of our report.

We believe that the evidence we have obtained is sufficient and appropriate to provide a basis for our opinion.

Authorized Group Sustainability Auditor's Independence and Quality Management

We are independent of the parent company and of the group companies in accordance with the ethical requirements that are applicable in Finland and are relevant to our engagement, and we have fulfilled our other ethical responsibilities in accordance with these requirements.

The authorized group sustainability auditor applies International Standard on Quality Management ISQM 1, which requires the authorized sustainability audit firm to design, implement and operate a system of quality management including policies or procedures regarding compliance with ethical requirements, professional standards and applicable legal and regulatory requirements.

Responsibilities of the Board of Directors and the Managing Director

The Board of Directors and the Managing Director of Finnair Plc are responsible for:
- the group sustainability report and for its preparation and presentation in accordance with the provisions of Chapter 7 of the Accounting Act, including the process that has been defined in the sustainability reporting standards and in which the information for reporting in accordance with the sustainability reporting standards has been identified,
- the compliance of the group sustainability report with the requirements laid down in Article 8 of the Regulation (EU) 2020/852 of the European Parliament and of the Council on the establishment of a framework to facilitate sustainable investment, and amending Regulation (EU) 2019/2088, and for
- such internal control as the Board of Directors and the Managing Director determine is necessary to enable the preparation of a group sustainability report that is free from material misstatement, whether due to fraud or error.

Inherent Limitations in the Preparation of a Sustainability Report

Preparing a group sustainability report requires a company to make materiality assessment to identify relevant matters to report. This includes significant management judgement and choices. It is also characteristic to the sustainability reporting that reporting of this kind of information includes estimates and assumptions as well as measurement and estimation uncertainty.

The determination of greenhouse gases is subject to inherent uncertainty due to the incomplete scientific data used to determine the emission factors and the numerical values needed to combine emissions of different gases. When reporting forward-looking information in accordance with ESRS standards, a company's management is required to make assumptions about possible future events, and to disclose the company's possible future actions in relation to those events, as well as to prepare the forward-looking information based on these assumptions. Actual results are likely to differ because forecasted events often do not occur as expected.

Responsibilities of the Authorized Group Sustainability Auditor

Our responsibility is to perform an assurance engagement to obtain limited assurance about whether the group sustainability report is free from material misstatement, whether due to fraud or error, and to issue a limited assurance report that includes our opinion. Misstatements can arise from fraud or error and are considered material if, individually or in the aggregate, they could reasonably be expected to influence the decisions of users taken on the basis of the group sustainability report.

Compliance with the International Standard on Assurance Engagements (ISAE) 3000 (Revised) requires that we exercise professional judgment and maintain professional scepticism throughout the engagement. We also:
- Identify and assess the risks of material misstatement of the group sustainability report, whether due to fraud or error, and obtain an understanding of internal control relevant to the engagement in order to design assurance procedures that are appropriate in the circumstances, but not for the purpose of expressing an opinion on the effectiveness of the parent company's or the group's internal control.
- Design and perform assurance procedures responsive to those risks to obtain evidence that is sufficient and appropriate to provide a basis for our opinion. The risk of not detecting a material misstatement resulting from fraud is higher than for one resulting from error, as fraud may involve collusion, forgery, intentional omissions, misrepresentations, or the override of internal control.

Consolidated income statement

Consolidated statement of comprehensive income

Consolidated balance sheet

Consolidated cash flow statement

Consolidated statement of changes in equity

Notes to the consolidated financial statements

1. Operating result
2. Fleet and other fixed assets and leasing arrangements
3. Capital structure and financing costs
4. Consolidation
5. Other notes
6. Parent company financial statements

Board of Directors' proposal on a return of capital

- **Auditor's report**

Description of the Procedures That Have Been Performed

The procedures performed in a limited assurance engagement vary in nature and timing from, and are less in extent than for, a reasonable assurance engagement. The nature, timing and extent of assurance procedures selected depend on professional judgment, including the assessment of risks of material misstatement, whether due to fraud or error. Consequently, the level of assurance obtained in a limited assurance engagement is substantially lower than the assurance that would have been obtained had a reasonable assurance engagement been performed.

Our procedures included for ex. the following:

- We interviewed the management of Finnair Plc and persons responsible for collecting and preparing the information contained in the group sustainability report.
- Regarding the double materiality assessment process, we assessed the implementation of the process carried out by the company and the information disclosed on the double materiality assessment process in relation to the requirements of the ESRS standards.
- Through interviews we gained understanding of key processes related to collecting and consolidating the sustainability information.
- We got acquainted with the group's internal guidelines and operating principles relevant to the sustainability information disclosed in the group sustainability report.
- We got acquainted with the background documentation and documents prepared by the company, as applicable, and assessed whether they support the information included in the group sustainability report.
- We assessed the information disclosed on material sustainability matters in the group sustainability report in relation to the requirements of the ESRS standards.
- In relation to the EU taxonomy information, we gained understanding about the process by which the company has defined taxonomy eligible and taxonomy aligned activities, and assessed the regulatory compliance of the information provided.

Helsinki, 25 February 2026

KPMG OY AB
Authorized Sustainability Audit Firm

Kirsi Jantunen
Authorized Sustainability Auditor, KRT

Contact information

House of Travel and Transportation
Finnair Oyj
Tietotie 9 A (Helsinki Airport)
01053 FINNAIR

Tel. +358 600 0 81881
(1,25€/answered call + local charge)

company.finnair.com
investors.finnair.com

www.facebook.com/finnair
www.facebook.com/finnairsuomi

www.x.com/Finnair
www.x.com/FinnairSuomi

https://blog.finnair.com/en/
https://blog.finnair.com/

www.instagram.com/feelfinnair/